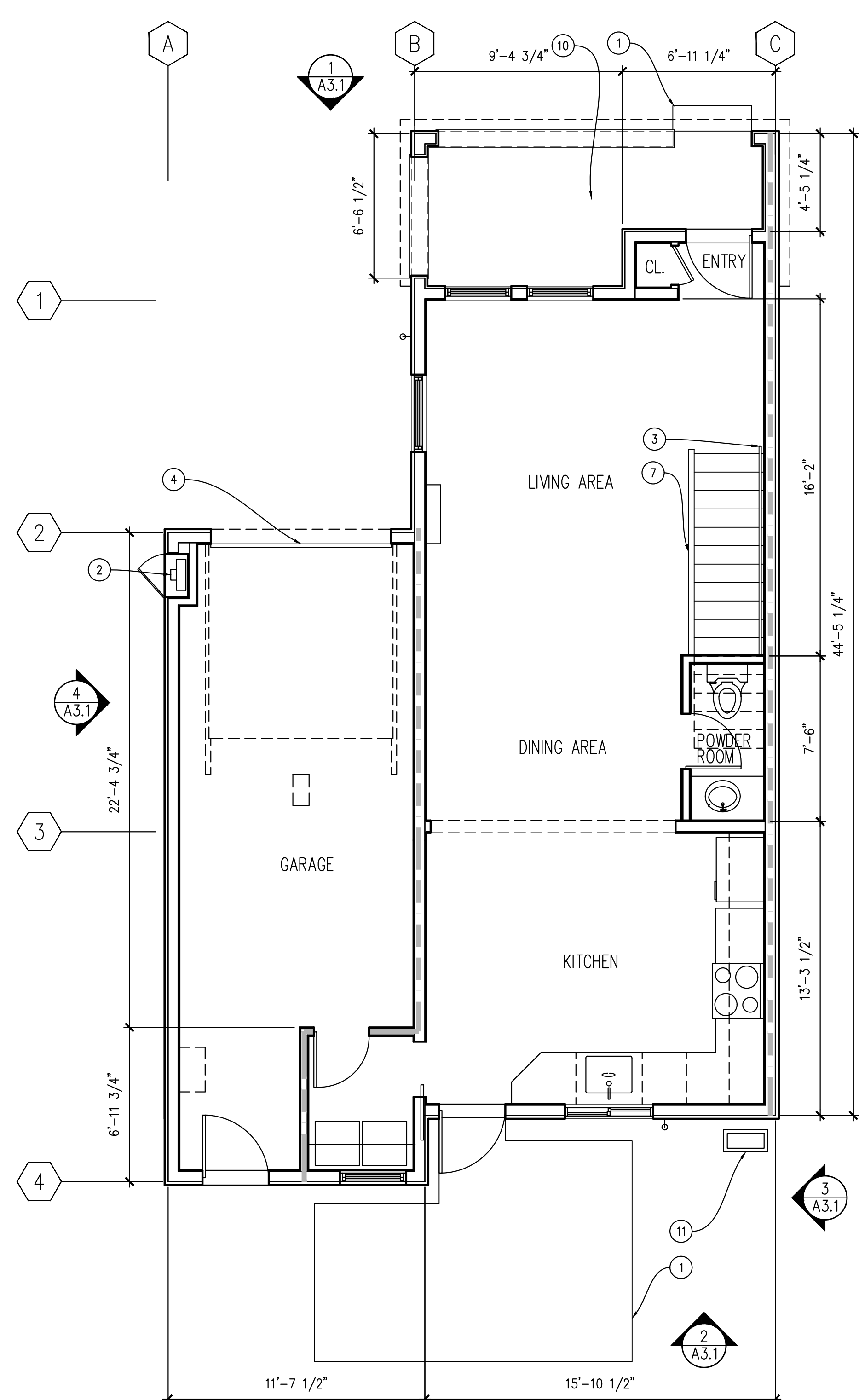
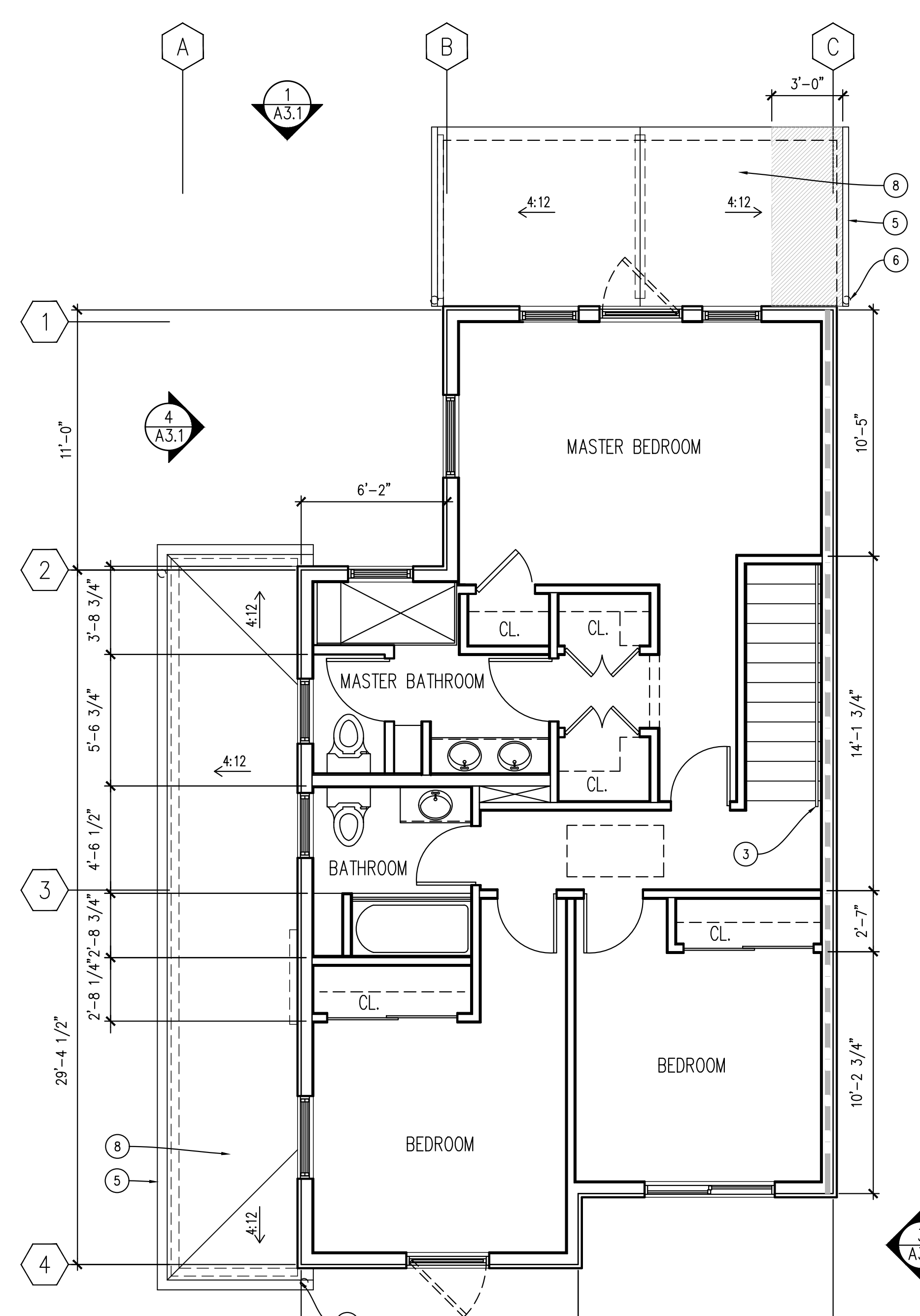
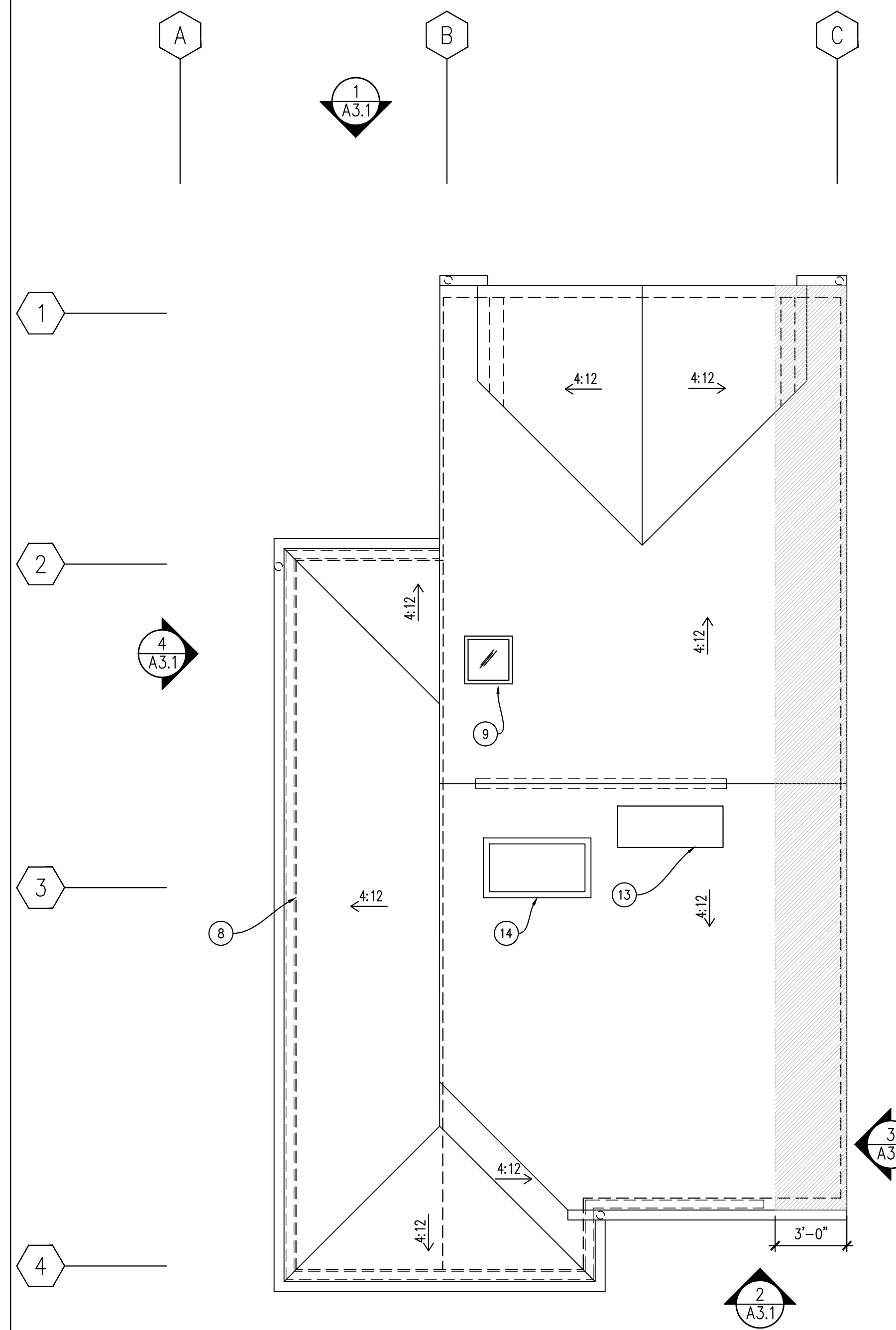


ATTACHMENT 6

LEGEND	KEYNOTES CONT.
NEW WALL	① PTD. 2" X 3" RECTANGULAR ALUMINUM DOWNSPOUT
INTERIOR WALL W/ INSULATION	② INTERIOR 42" GUARDRAIL
INTERIOR RATED WALL	③ BUILDING/ROOF BELOW
DOWNSPOUT AT ROOF	④ SKYLIGHT WITH TEMPERED GLASS
DOWNSPOUT FROM ROOF ABOVE	⑤ UNCONDITIONED SPACE, NO REQ'D VENTING @ ROOF.
KEYNOTES	
NOTE: NOT ALL KEYNOTES USED ON EACH PLAN.	
① PAVING, STEPS, HARDSCAPE, SLOPE AWAY FROM BLDG.	⑩ 24" SQ. CONC. AC PAD & UNIT W/ RDWD. LATTICE SCREEN. PROVIDE 220 WEATHERPROOF DISCONNECT & W/IN 25', 110V WEATHERPROOF OUTLET
② UTILITY METERS	⑪ BUILDING/ROOF ABOVE
③ HANDRAIL AT STAIR, 36" A.F.F.	⑫ 96% EFFICIENT GAS FORCED AIR FURNACE IN ATTIC PER CMC 904.10. PROVIDE POWER, AND GAS PER MANUF. PROVIDE CONDENSATE DRAIN TO OUTSIDE, VENT TO OUTSIDE, AND PROVIDE COMBUSTION AIR, PER CMC CHP. 7. PROVIDE 30" DEEP WORK PLATFORM AT FAU.
④ SEGMENTED WOODEN GARAGE DOOR	⑬ WOOD FRAMED VENT ENCLOSURE.
⑤ PTD. 5" K STYLE ALUMINUM GUTTER	⑭ WOOD DECK

356 Ridgway Ave.
Santa Rosa, CA


Sequoia Green



issues

FINAL DESIGN REVIEW	6.12.2017

revisions



scale: 1/4"=1'-0" date: 03.06.2017
drawn: SS checked:

FIRST FLOOR,
SECOND FLOOR
& ROOF PLAN
HOME 1

A2.1

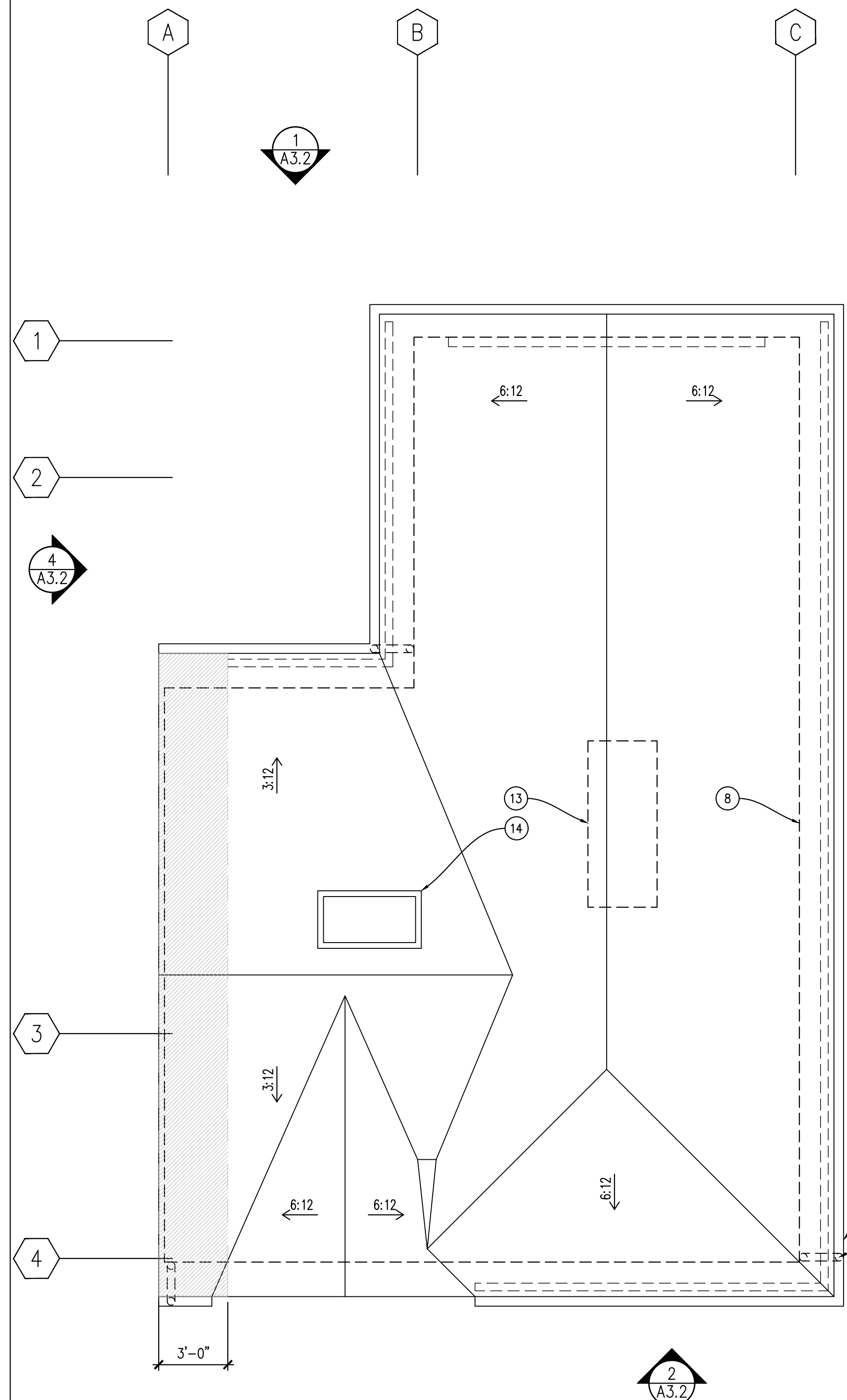
3 ROOF PLAN SCALE: 1/4"=1'-0" 2 SECOND FLOOR SCALE: 1/4"=1'-0" 1 FIRST FLOOR PLAN SCALE: 1/4"=1'-0"

URBAN BUILDING WORKSHOP | 111 Janes St. | Mill Valley, CA | 94941 | 415.572.4159

358 Ridgway Ave.
Santa Rosa, CA

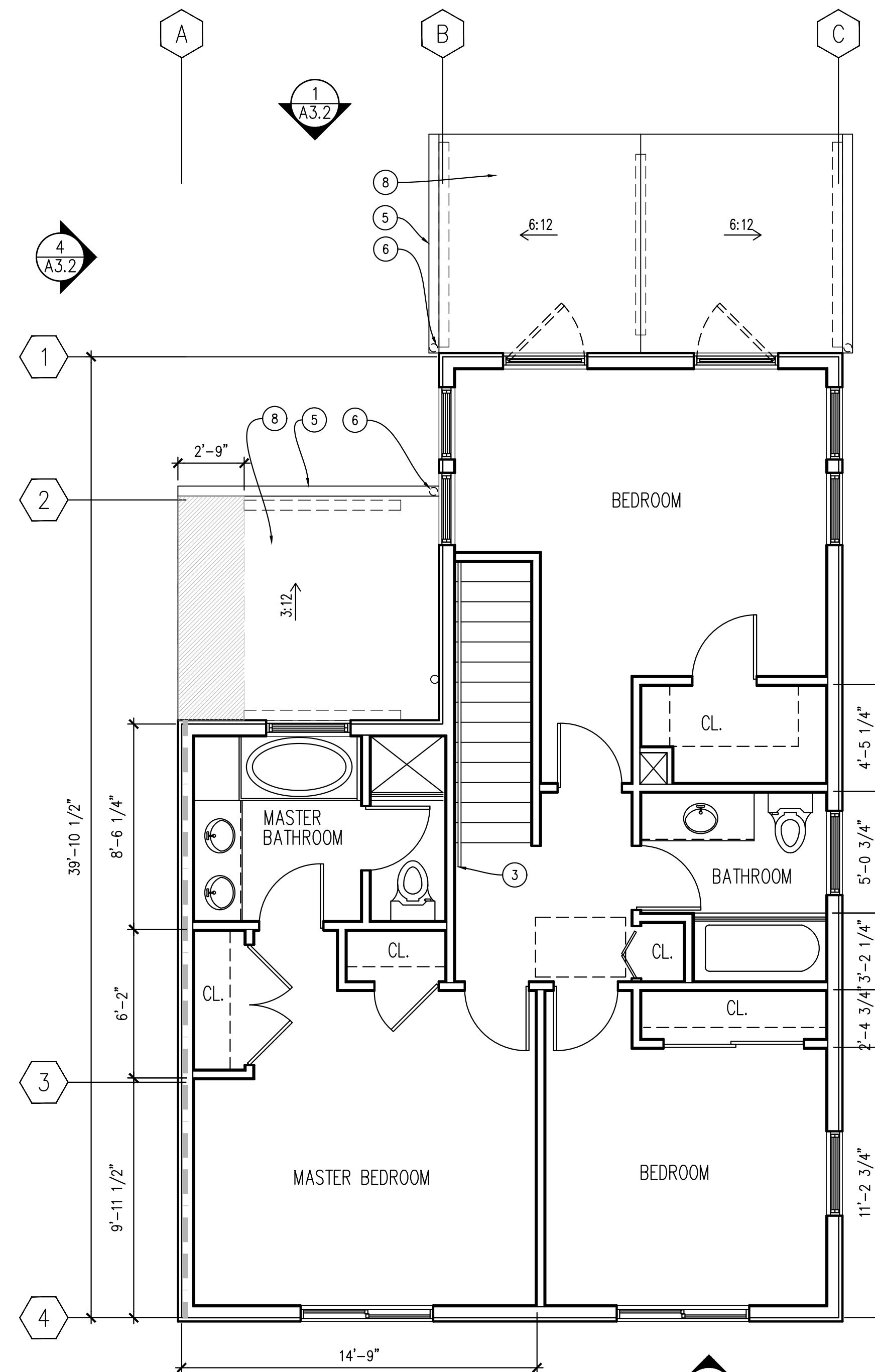
Sequoia Green

LEGEND	KEYNOTES CONT.
NEW WALL	① PTD. 2" X 3" RECTANGULAR ALUMINUM DOWNSPOUT
INTERIOR WALL W/ INSULATION	⑦ INTERIOR 42" GUARDRAIL
INTERIOR RATED WALL	⑧ BUILDING/ROOF BELOW
DOWNSPOUT AT ROOF	⑨ SKYLIGHT WITH TEMPERED GLASS
DOWNSPOUT FROM ROOF ABOVE	⑩ UNCONDITIONED SPACE, NO REQ'D VENTING @ ROOF.
KEYNOTES	
NOTE: NOT ALL KEYNOTES USED ON EACH PLAN.	
① PAVING, STEPS, HARDSCAPE, SLOPE AWAY FROM BLDG.	⑪ 24" SQ. CONC. AC PAD & UNIT W/ RDWD. LATTICE SCREEN. PROVIDE 220 WEATHERPROOF DISCONNECT & W/IN 25', 110V WEATHERPROOF OUTLET
② UTILITY METERS	⑫ BUILDING/ROOF ABOVE
③ HANDRAIL AT STAIR, 36" A.F.F.	⑬ 96% EFFICIENT GAS FORCED AIR FURNACE IN ATTIC PER CMC 904.10. PROVIDE POWER, AND GAS PER MANUF. PROVIDE CONDENSATE DRAIN TO OUTSIDE, VENT TO OUTSIDE, AND PROVIDE COMBUSTION AIR, PER CMC CHP. 7. PROVIDE 30" DEEP WORK PLATFORM AT FAU.
④ SEGMENTED WOODEN GARAGE DOOR	⑭ WOOD FRAMED VENT ENCLOSURE.
⑤ PTD. 5" K STYLE ALUMINUM GUTTER	⑮ WOOD DECK



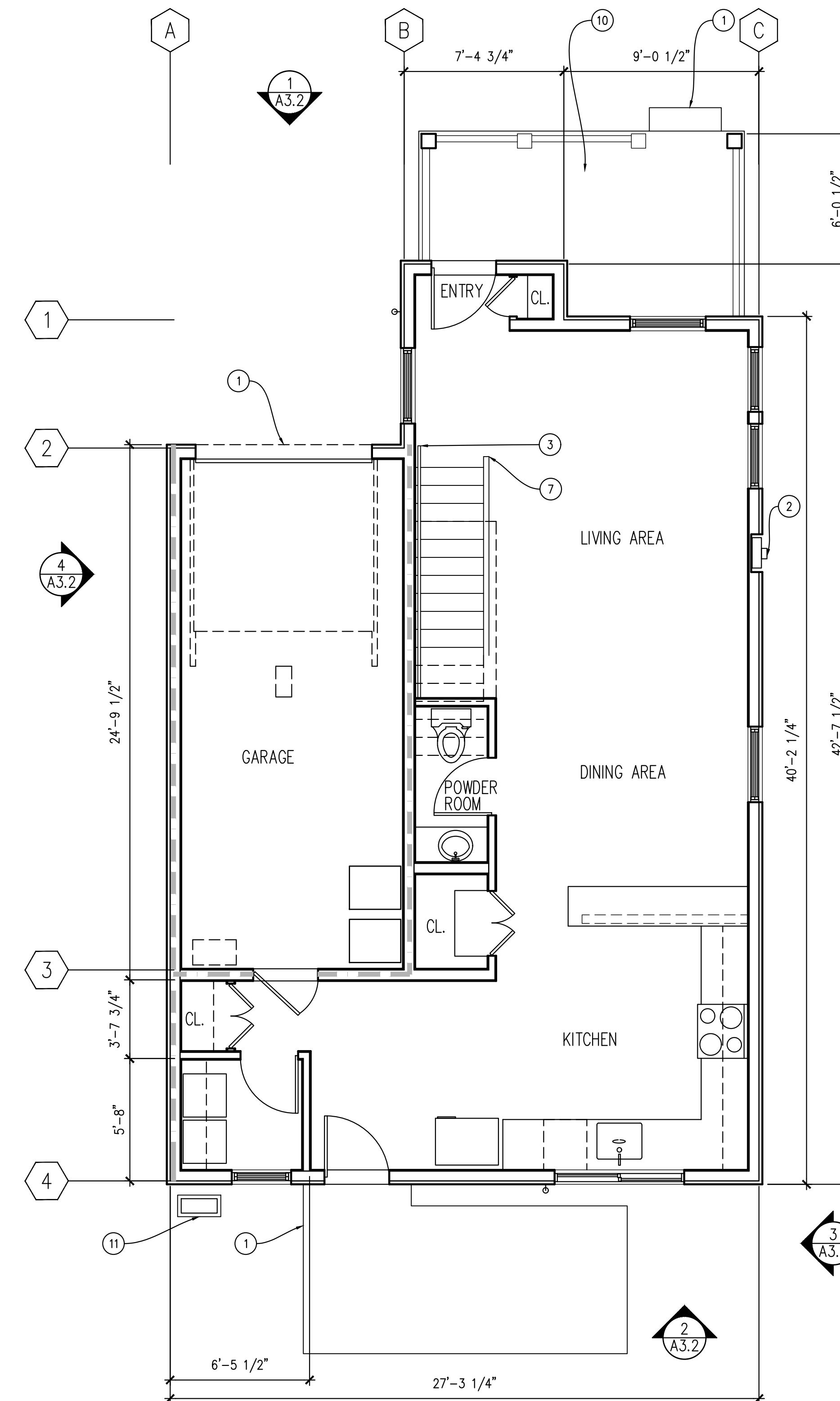
3 ROOF PLAN

SCALE: 1/4"=1'-0"



2 SECOND FLOOR

SCALE: 1/4"=1'-0"




1 FIRST FLOOR PLAN

SCALE: 1/4"=1'-0"

issues

FINAL DESIGN REVIEW 6.12.2017

revisions



scale: 1/4"=1'-0" date: 03.06.2017

drawn: SS checked:

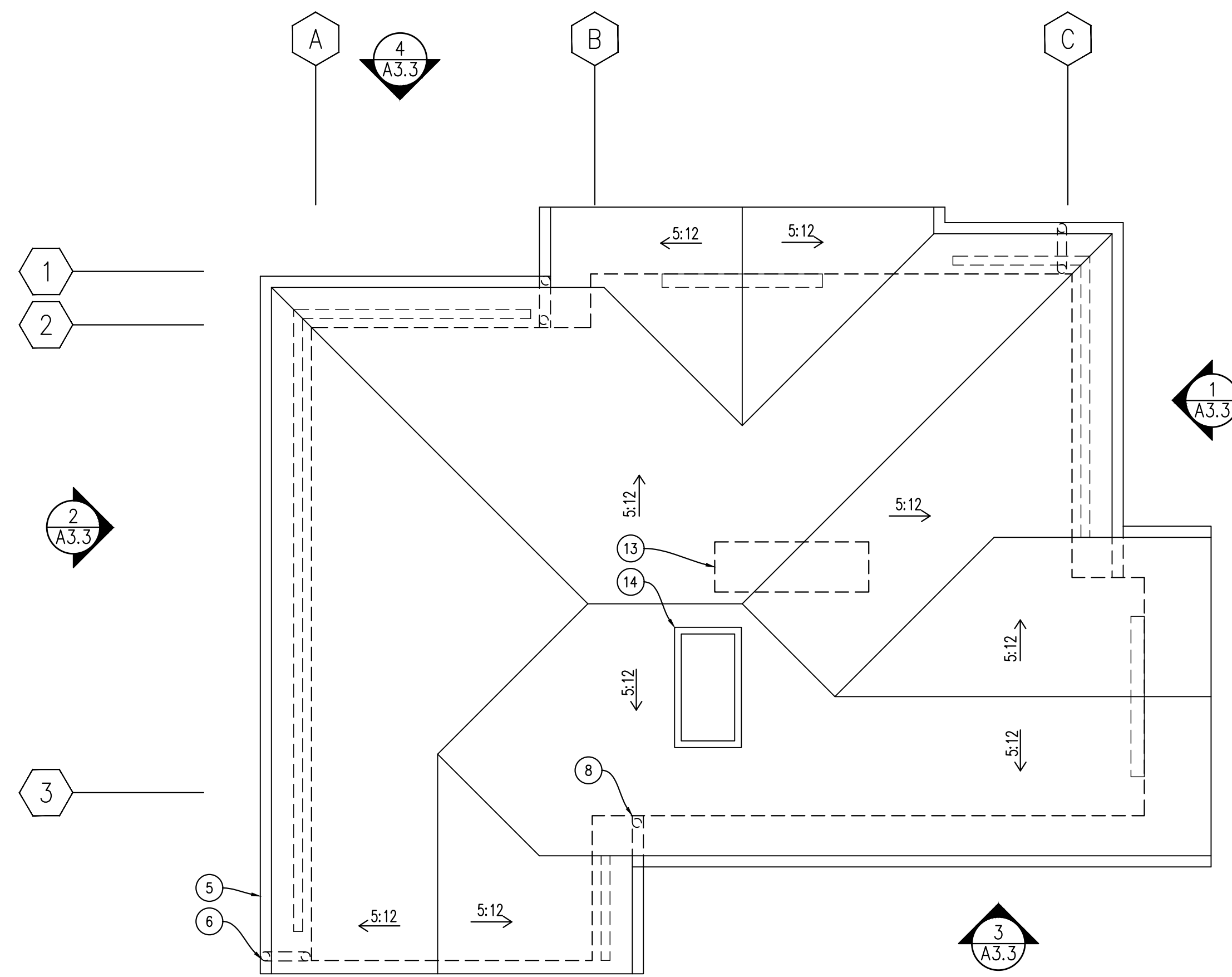
FIRST FLOOR,
SECOND FLOOR
& ROOF PLAN
HOME 2

A2.2

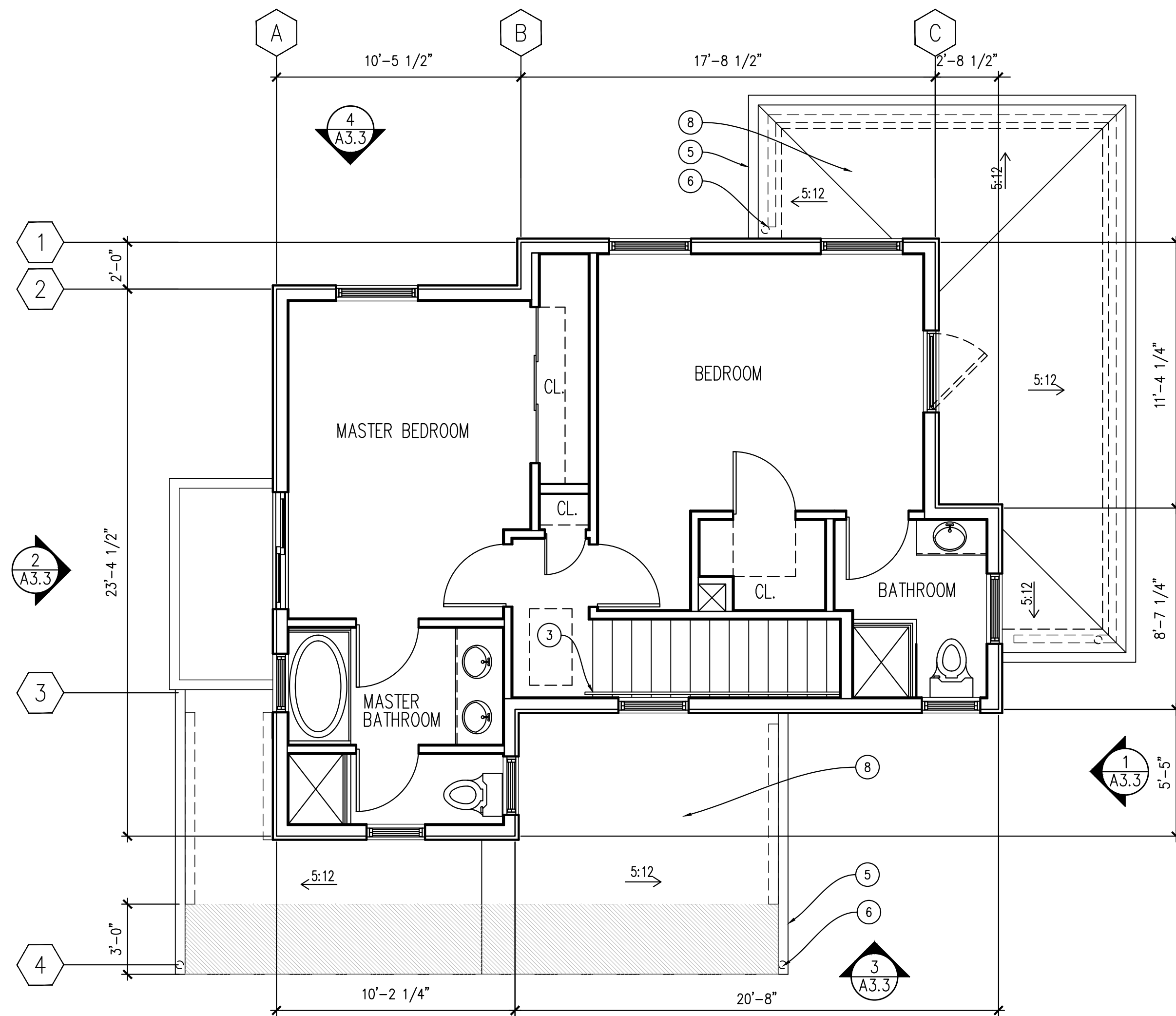
1299 Glenn Street
Santa Rosa, CA

Sequoia Green

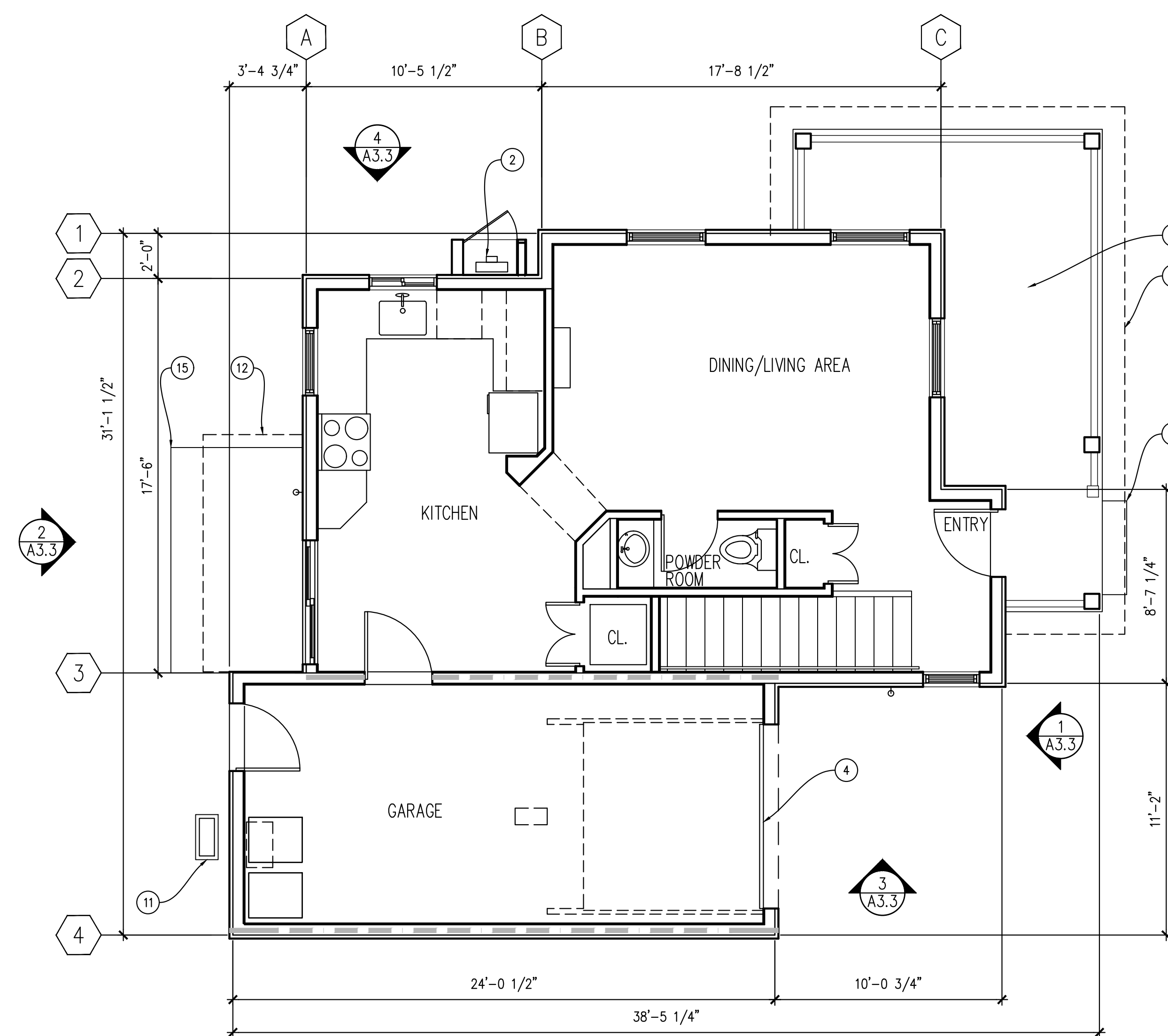
LEGEND	KEYNOTES CONT.
NEW WALL	④ PTD. 2" X 3" RECTANGULAR ALUMINUM DOWNSPOUT
INTERIOR WALL W/ INSULATION	⑦ INTERIOR 42" GUARDRAIL
INTERIOR RATED WALL	⑧ BUILDING/ROOF BELOW
DOWNSPOUT AT ROOF	⑨ SKYLIGHT WITH TEMPERED GLASS
DOWNSPOUT FROM ROOF ABOVE	⑩ UNCONDITIONED SPACE, NO REQ'D VENTING @ ROOF.
KEYNOTES	
NOTE: NOT ALL KEYNOTES USED ON EACH PLAN.	
① PAVING, STEPS, HARDSCAPE, SLOPE AWAY FROM BLDG.	⑪ 24" SQ. CONC. AC PAD & UNIT W/ RDWD. LATTICE SCREEN. PROVIDE 220 WEATHERPROOF DISCONNECT & W/IN 25'. 110V WEATHERPROOF OUTLET
② UTILITY METERS	⑫ BUILDING/ROOF ABOVE
③ HANDRAIL AT STAIR, 36" A.F.F.	⑬ 96% EFFICIENT GAS FORCED AIR FURNACE IN ATTIC PER CMC 904.10. PROVIDE POWER, AND GAS PER MANUF. PROVIDE CONDENSATE DRAIN TO OUTSIDE, VENT TO OUTSIDE, AND PROVIDE COMBUSTION AIR, PER CMC CHP. 7. PROVIDE 30" DEEP WORK PLATFORM AT FAU.
④ SEGMENTED WOODEN GARAGE DOOR	⑭ WOOD FRAMED VENT ENCLOSURE.
⑤ PTD. 5" K STYLE ALUMINUM GUTTER	⑮ WOOD DECK



3 ROOF PLAN SCALE: 1/4"=1'-0"



2 SECOND FLOOR PLAN SCALE: 1/4"=1'-0"




1 FIRST FLOOR PLAN SCALE: 1/4"=1'-0"

issues

FINAL DESIGN REVIEW 6.12.2017

revisions



scale: 1/4"=1'-0" date: 03.06.2017

drawn: SS checked:

FIRST FLOOR,
SECOND FLOOR
& ROOF PLAN
HOME 3

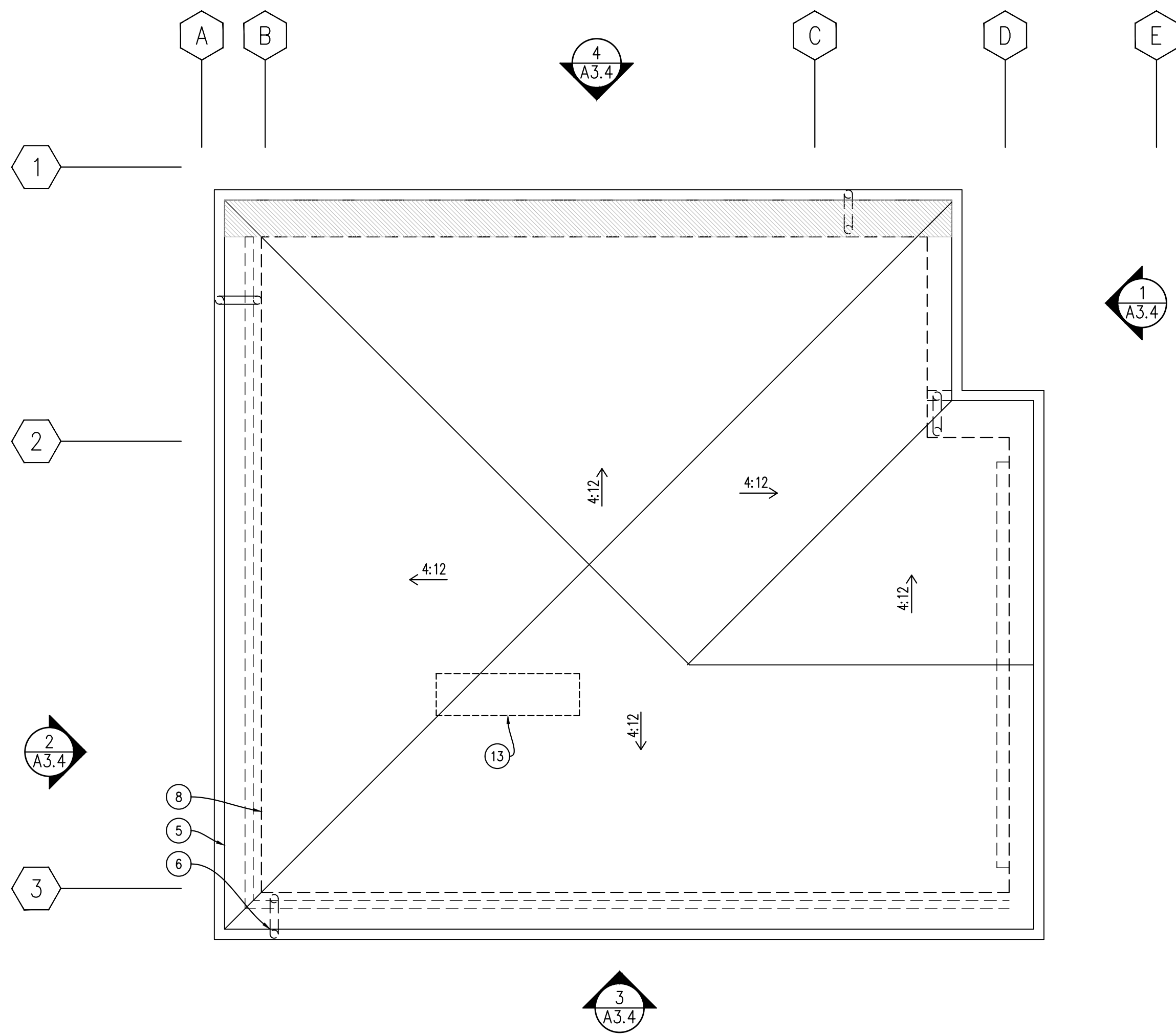
A2.3

1297 Glenn Street
Santa Rosa, CA

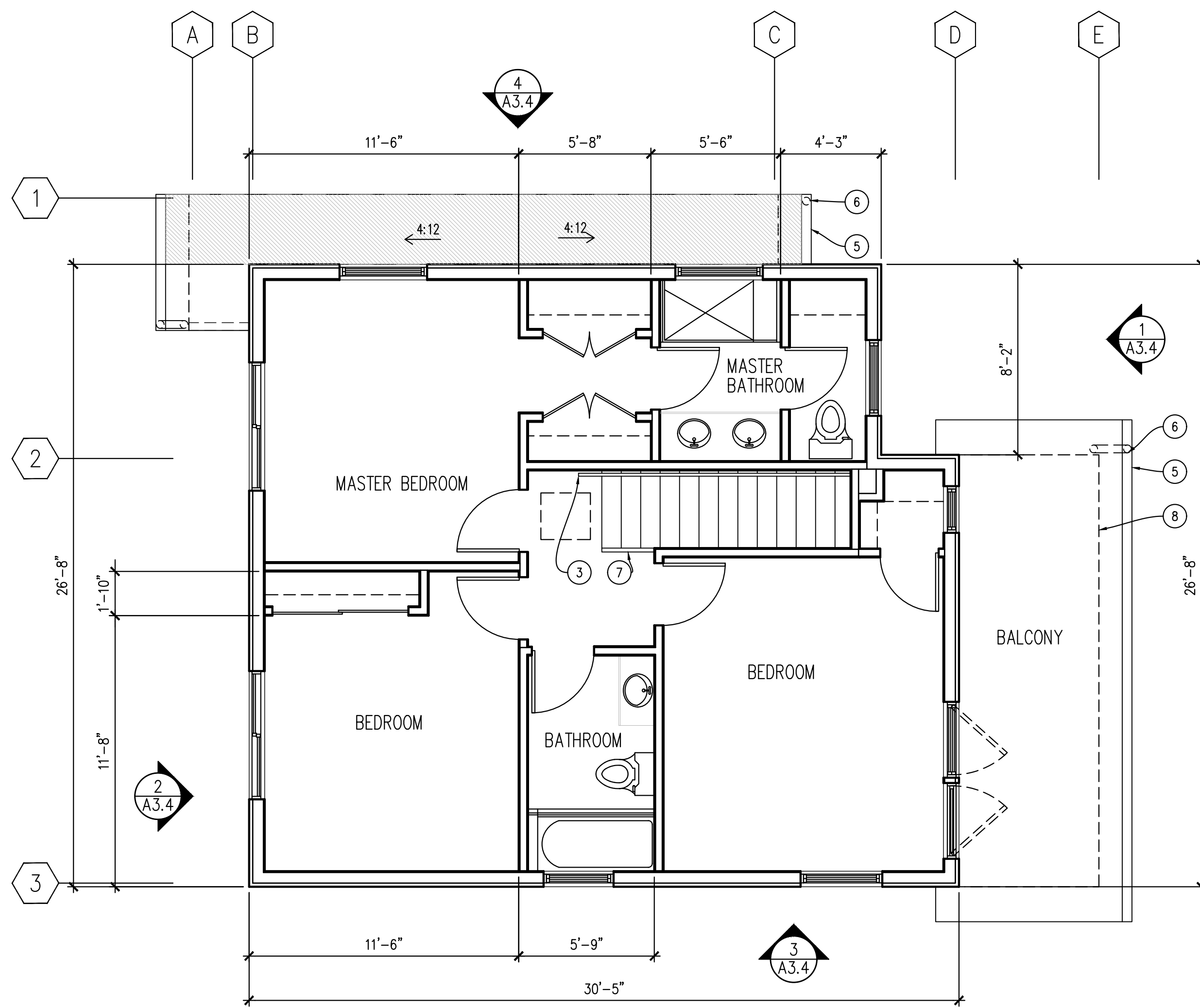
Sequoia Green

URBAN BUILDING WORKSHOP | 111 Janes St. | Mill Valley, CA | 94941 | 415.572.4159

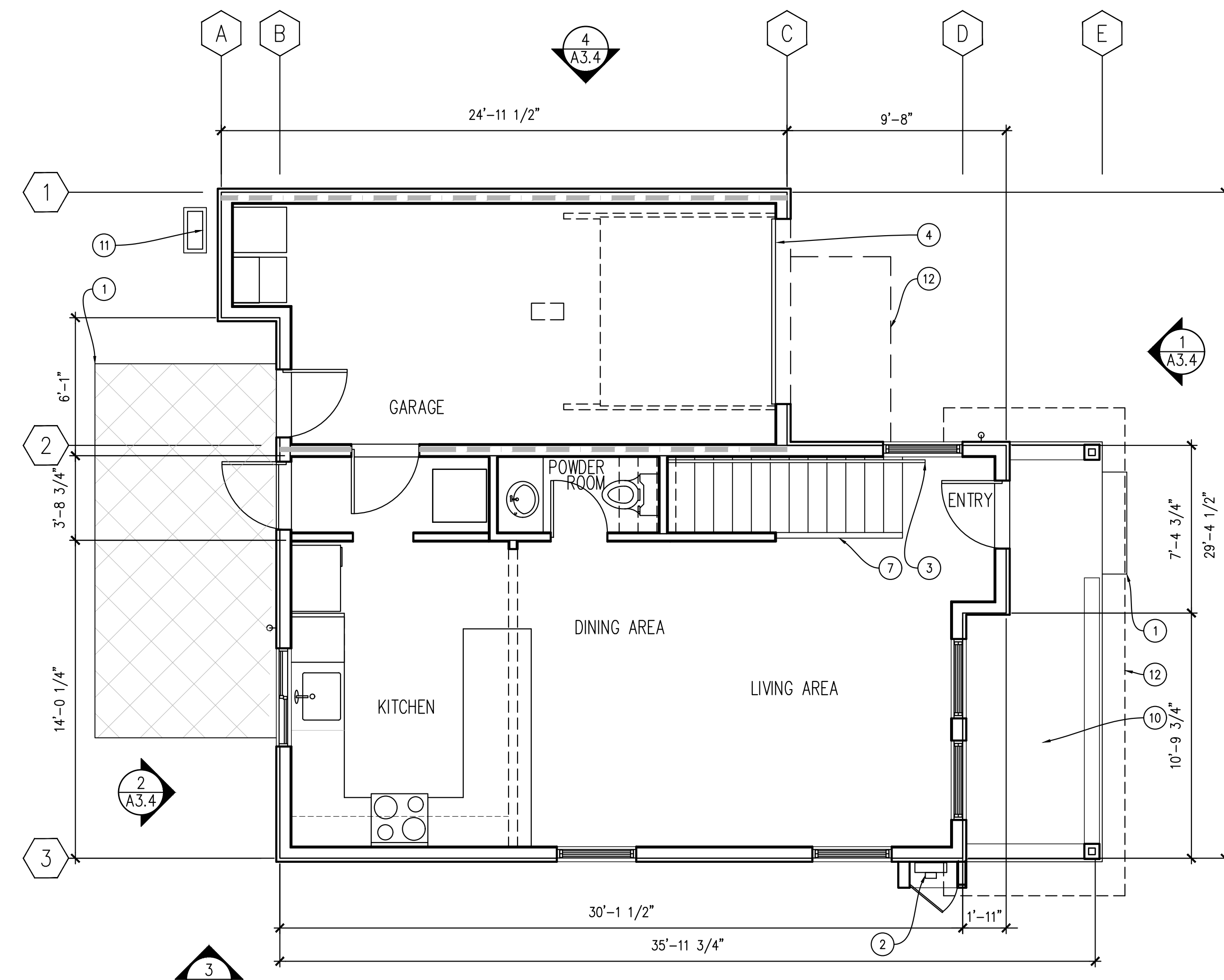
LEGEND	KEYNOTES CONT.
NEW WALL	④ PTD. 2" X 3" RECTANGULAR ALUMINUM DOWNSPOUT
INTERIOR WALL W/ INSULATION	⑦ INTERIOR 42" GUARDRAIL
INTERIOR RATED WALL	⑧ BUILDING/ROOF BELOW
DOWNSPOUT AT ROOF	⑨ SKYLIGHT WITH TEMPERED GLASS
DOWNSPOUT FROM ROOF ABOVE	⑩ UNCONDITIONED SPACE, NO REQ'D VENTING @ ROOF.
KEYNOTES	
NOTE: NOT ALL KEYNOTES USED ON EACH PLAN.	
① PAVING, STEPS, HARDSCAPE, SLOPE AWAY FROM BLDG.	⑪ 24" SQ. CONC. AC PAD & UNIT W/ RDWD. LATTICE SCREEN. PROVIDE 220 WEATHERPROOF DISCONNECT & W/IN 25'; 110V WEATHERPROOF OUTLET
② UTILITY METERS	⑫ BUILDING/ROOF ABOVE
③ HANDRAIL AT STAIR, 36" A.F.F.	⑬ 96% EFFICIENT GAS FORCED AIR FURNACE IN ATTIC PER CMC 904.10. PROVIDE POWER, AND GAS PER MANUF. PROVIDE CONDENSATE DRAIN TO OUTSIDE, VENT TO OUTSIDE, AND PROVIDE COMBUSTION AIR, PER CMC CHP. 7. PROVIDE 30" DEEP WORK PLATFORM AT FAU.
④ PTD. 5" K STYLE ALUMINUM GUTTER	⑭ WOOD FRAMED VENT ENCLOSURE.
	⑮ WOOD DECK



3 ROOF PLAN SCALE: 1/4"=1'-0"



2 SECOND FLOOR PLAN SCALE: 1/4"=1'-0"




1 FIRST FLOOR PLAN SCALE: 1/4"=1'-0"

issues

FINAL DESIGN REVIEW 6.12.2017

revisions

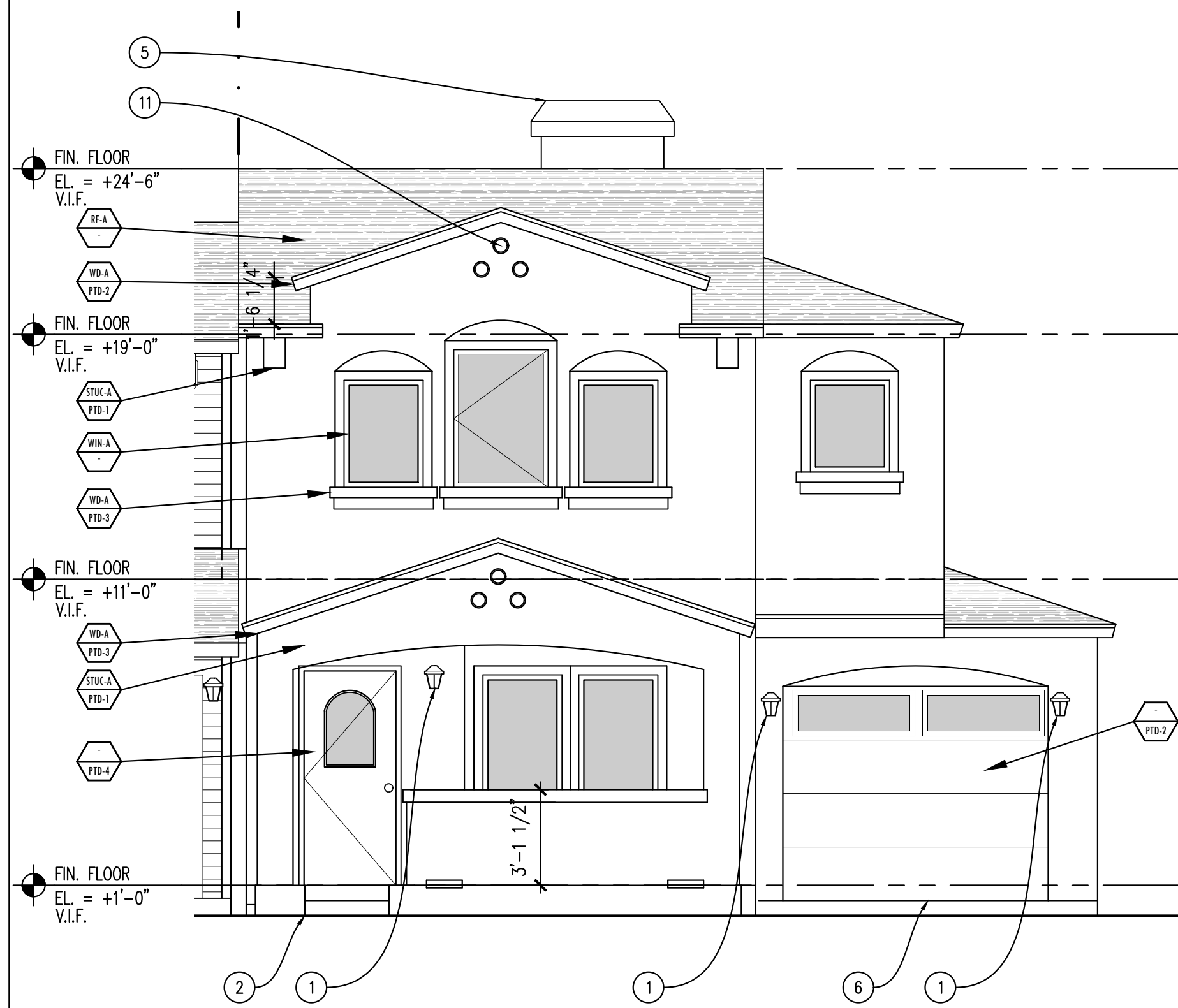


scale: 1/4"=1'-0" date: 03.06.2017

drawn: KS checked:

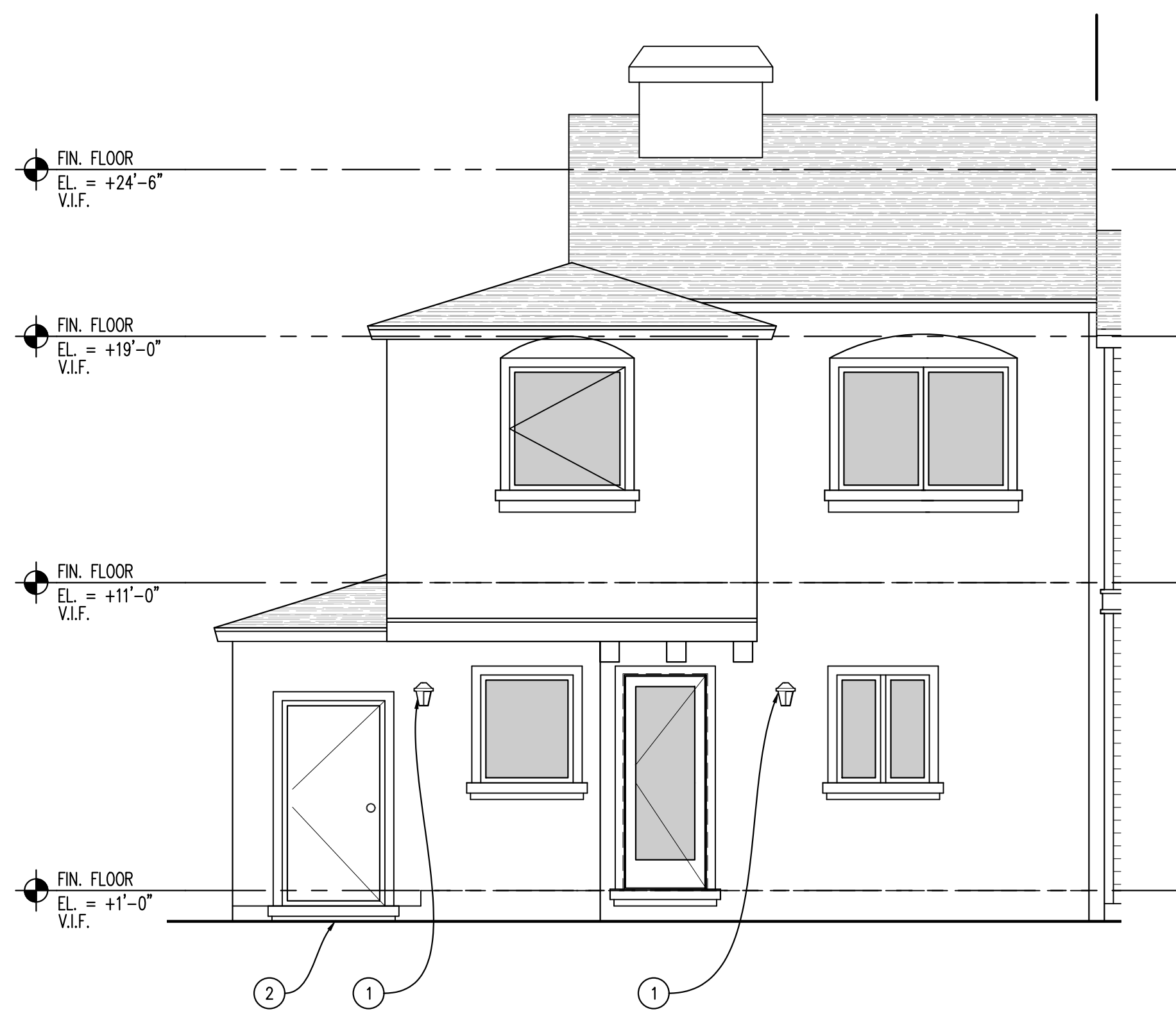
FIRST FLOOR,
SECOND FLOOR
& ROOF PLAN
HOME 4

A2.4



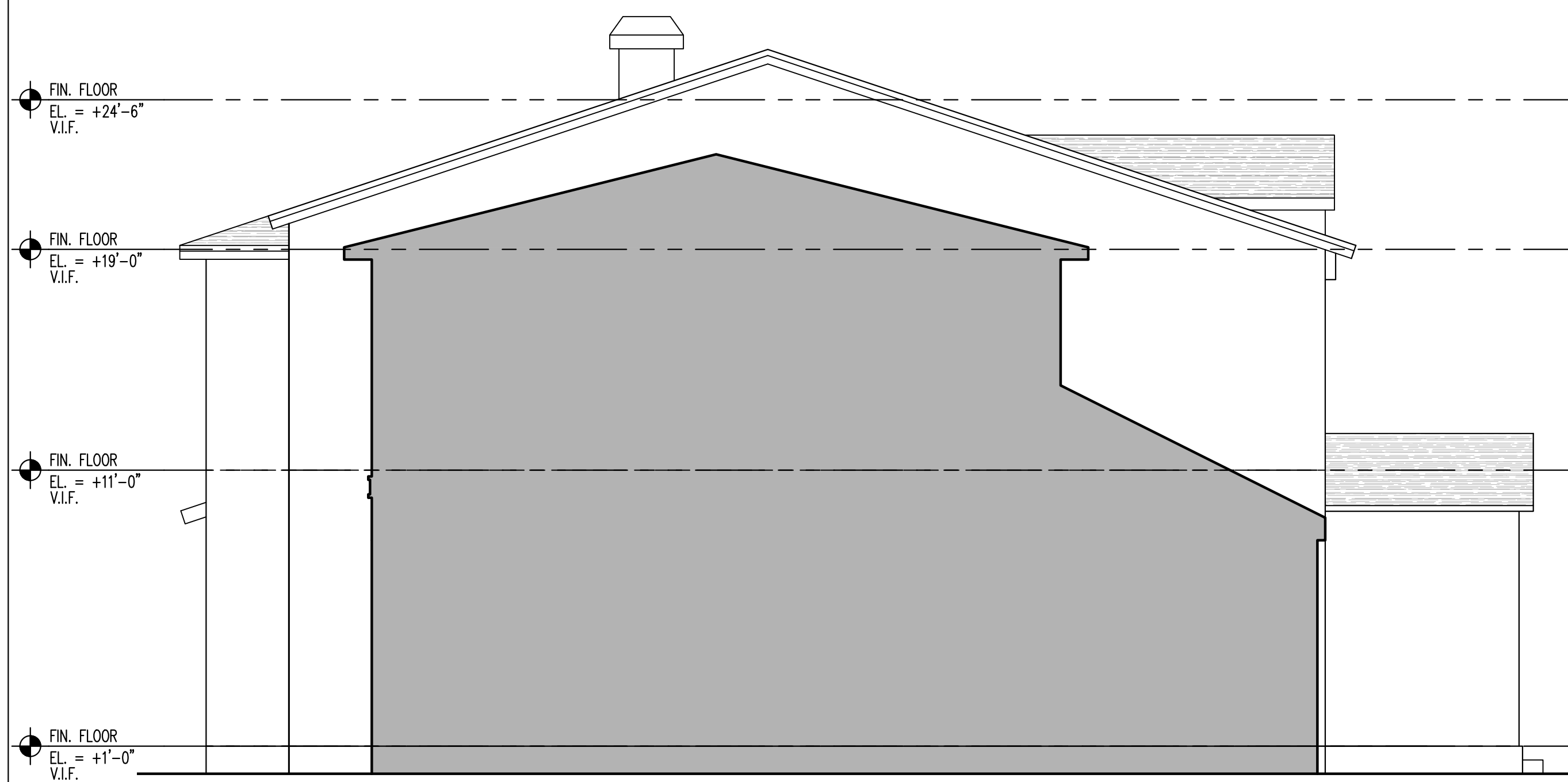
1 NORTH FRONT ELEVATION

SCALE: 1/4"=1'-0"



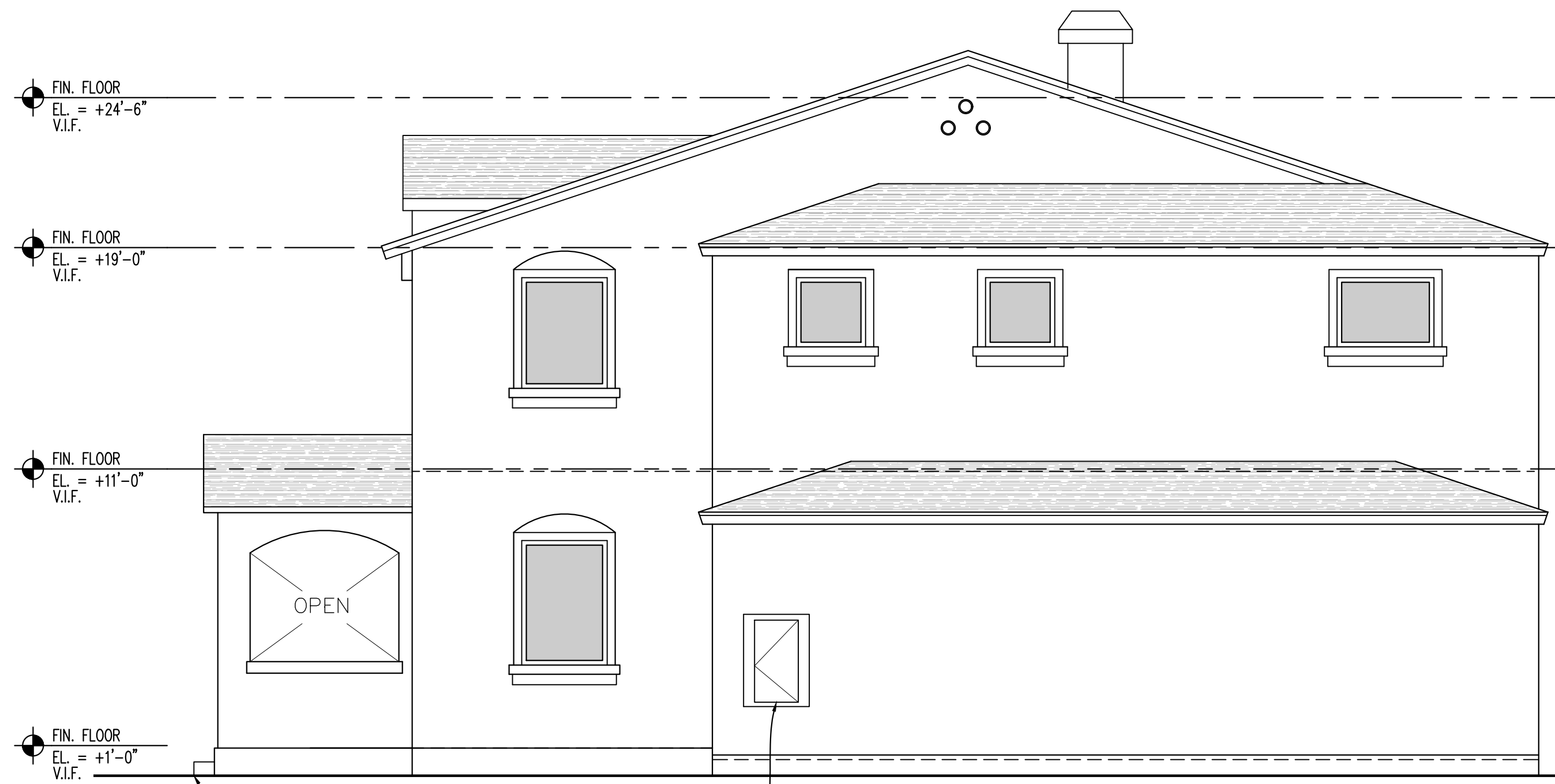
2 SOUTH REAR ELEVATION

SCALE: 1/4"=1'-0"



3 EAST SIDE ELEVATION

SCALE: 1/4"=1'-0"



4 WEST SIDE ELEVATION

SCALE: 1/4"=1'-0"

- KEYNOTES
- NOTE: NOT ALL KEYNOTES USED
- ① EXTERIOR WALL SCONCE.
 - ② PAVING, STEPS, HARDSCAPE, SLOPE AWAY FROM BLDG.S.C.D.
 - ③ UTILITY METER ENCLOSURE
 - ④ EXTERIOR RAILING, 36" A.F.F.
 - ⑤ CHIMNEY FOR GAS APPLIANCES & GANGED PLUMBING VENTS
 - ⑥ SEGMENTED WOODEN GARAGE DOOR
 - ⑦ PTD. 5" STYLE ALUMINUM GUTTER
 - ⑧ NOT IN USE
 - ⑨ WOOD BRACKETS
 - ⑩ ATTIC VENTILATION
 - ⑪ 6" TERRA COTTA PIPE TILE FOR VENTILATION

- FINISH KEY
- NOTE: BENJAMIN MOORE PAINT COLOR SELECTION
- SD-A HARDI-BOARD SIDING, 5" EXPOSURE
 - SD-B HARDI-BOARD BATTEN STYLE SIDING
 - SD-C HARDI-BOARD SIDING, 7" EXPOSURE
 - SD-D HARDI-BOARD SIDING, 10" EXPOSURE
 - STUC-A PAINTED STUCCO
 - WDA WOOD TRIM OR HARDI-BOARD TRIM
 - RFA COMPOSITE SHINGLE GRAY, 3 TAB
 - WIN-A FIBERGLASS WINDOW
 - CONC. SEALED
 - PTO.1 COVENTRY GRAY HC-169
 - PTO.2 WROUGHT IRON 2124-10
 - PTO.3 PAPER MACHE AF-25
 - PTO.4 CLASSIC BURGUNDY HC-182
 - PTO.5 SILVER GRAY 2131-60
 - PTO.6 WINTER WHITE 2140-70
 - PTO.7 VAN DEUSEN BLUE HC-156
 - PTO.8 NOVEMBER RAIN 2142-60
 - PTO.9 AMHERST GRAY HC-167
 - PTO.10 CHELSEA GRAY HC-168
 - PTO.11 STONINGTON GRAY HC-170


356 Ridgway Ave.
Santa Rosa, CA

Sequoia Green

issues

FINAL DESIGN REVIEW 6.12.2017

revisions



scale: 1/4"=1'-0" date: 03.06.2017

drawn: SS checked:

EXTERIOR
ELEVATIONS
HOME 1

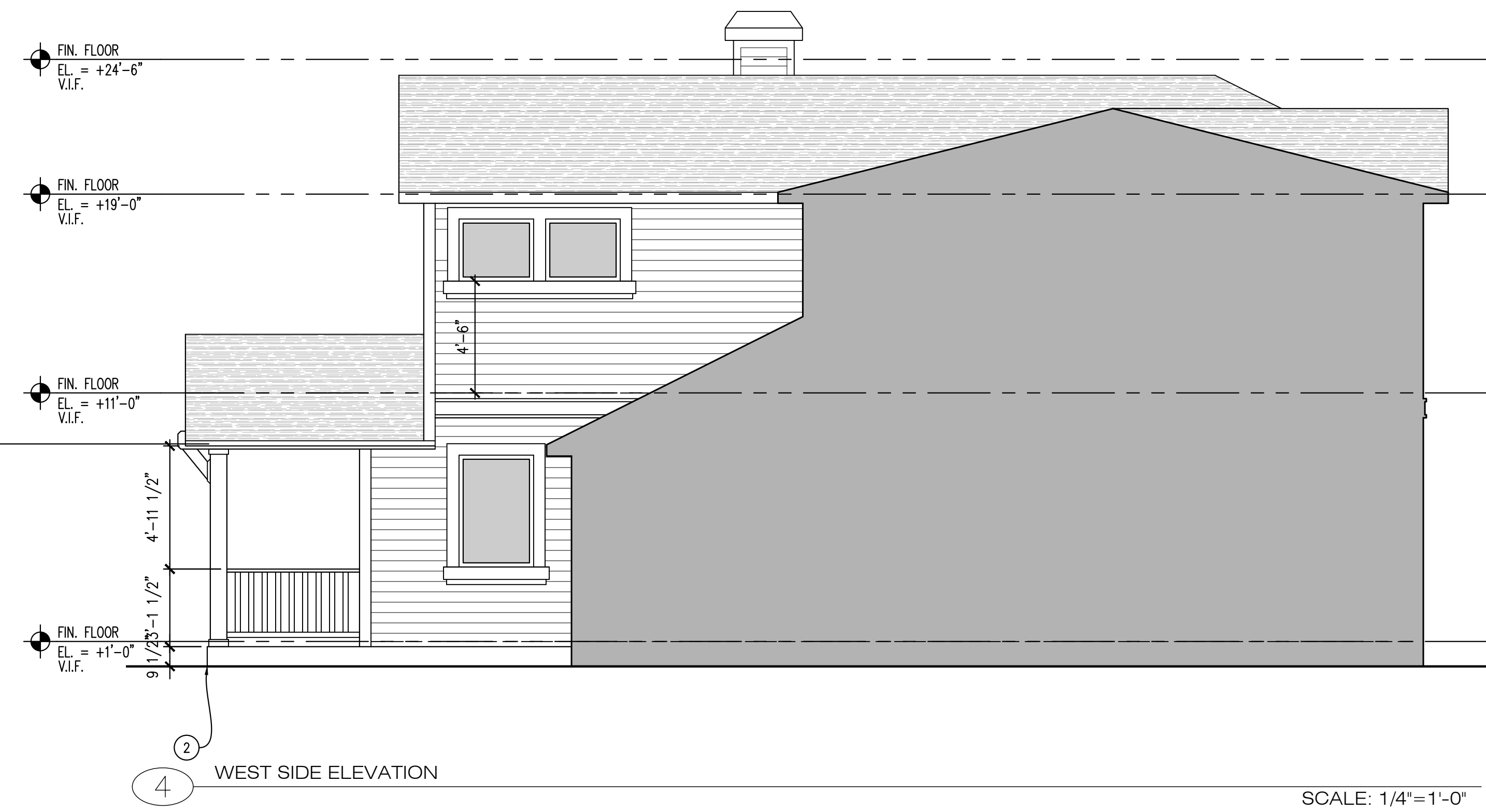
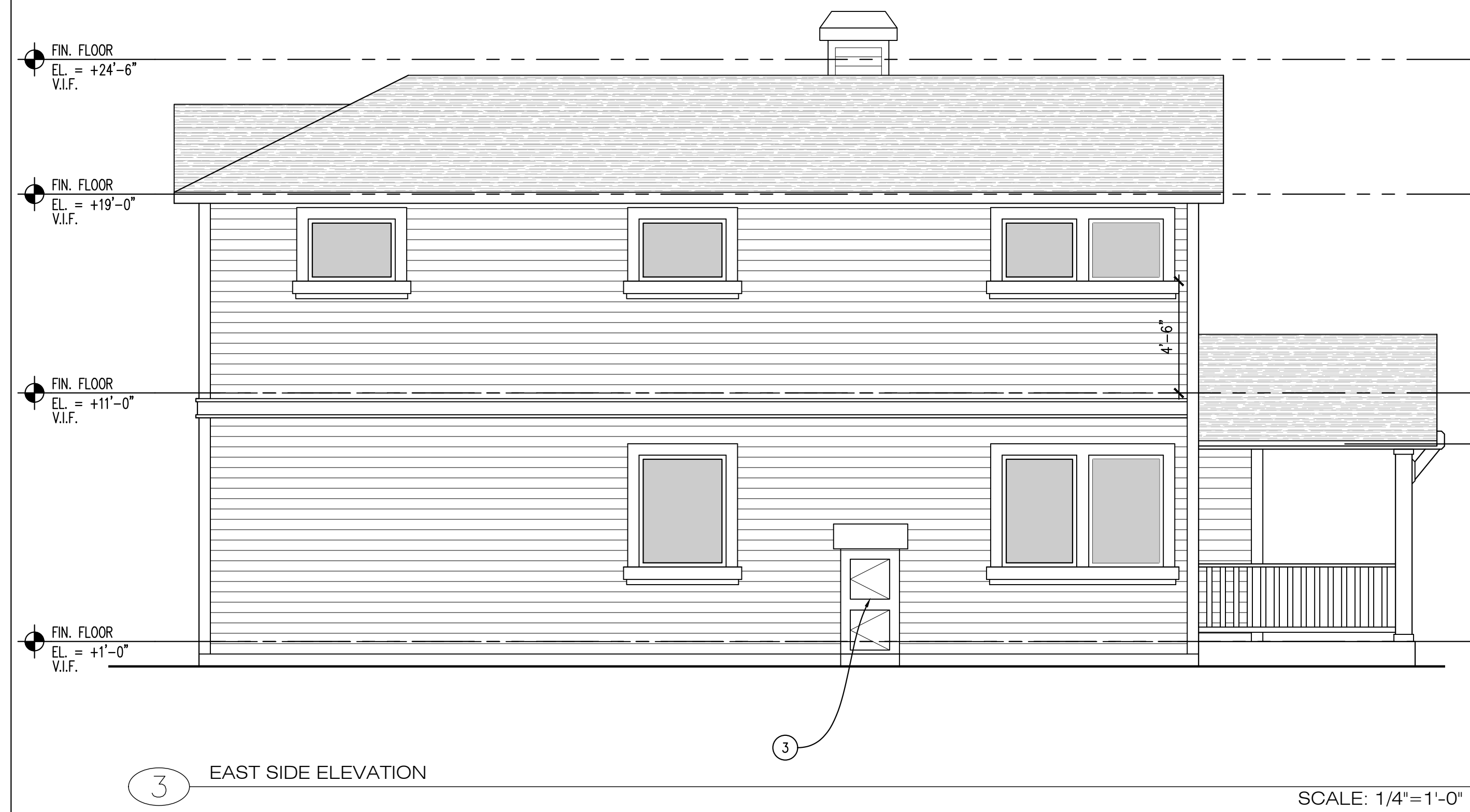
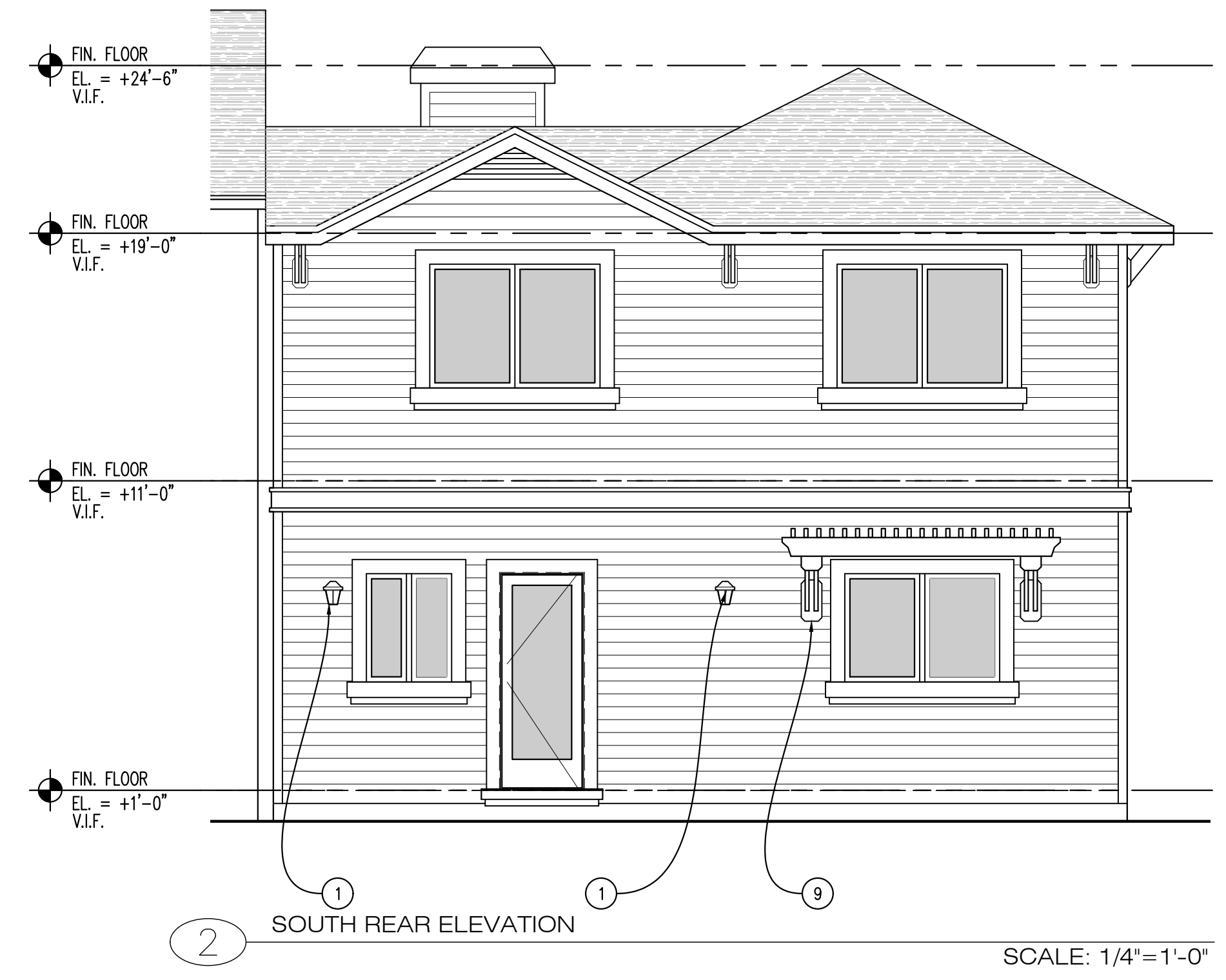
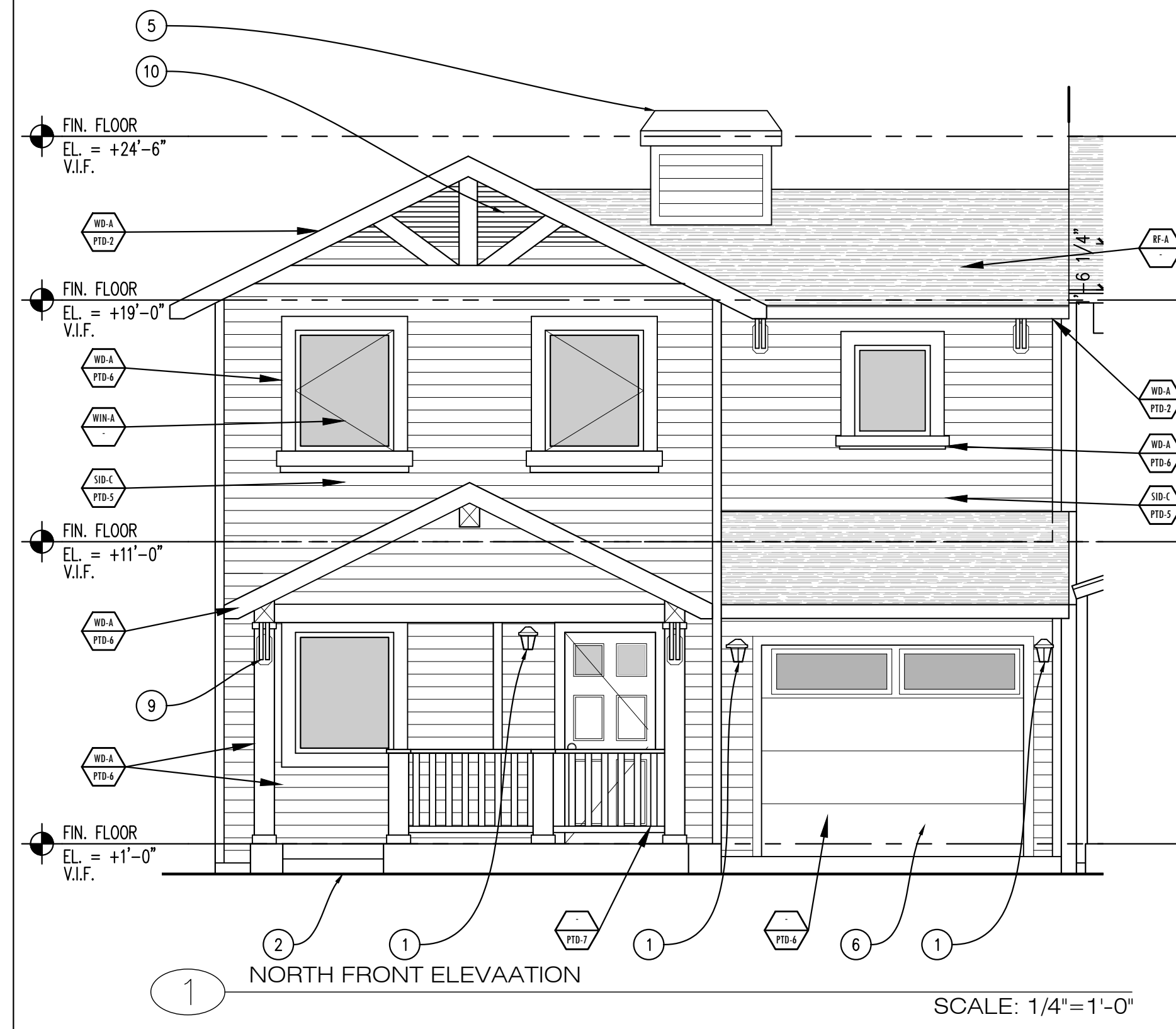
A3.1

358 Ridgway Ave.
Santa Rosa, CA

Sequoia Green

- KEYNOTES
- NOTE: NOT ALL KEYNOTES USED
- ① EXTERIOR WALL SCENCE.
 - ② PAVING, STEPS, HARDSCAPE, SLOPE AWAY FROM BLDG.S.C.D.
 - ③ UTILITY METER ENCLOSURE
 - ④ EXTERIOR RAILING, 36" A.F.F.
 - ⑤ CHIMNEY FOR GAS APPLIANCES & GANGED PLUMBING VENTS
 - ⑥ SEGMENTED WOODEN GARAGE DOOR
 - ⑦ PTD. 5" STYLE ALUMINUM GUTTER
 - ⑧ NOT IN USE
 - ⑨ WOOD BRACKETS
 - ⑩ ATTIC VENTILATION
 - ⑪ 6" TERRA COTTA PIPE TILE FOR VENTILATION


- FINISH KEY
- NOTE: BENJAMIN MOORE PAINT COLOR SELECTION
- SD-A HARDI-BOARD SIDING, 5" EXPOSURE
 - SD-B HARDI-BOARD BATTEN STYLE SIDING
 - SD-C HARDI-BOARD SIDING, 7" EXPOSURE
 - SD-D HARDI-BOARD SIDING, 10" EXPOSURE
 - STUCA PAINTED STUCCO
 - WDA WOOD TRIM OR HARDI-BOARD TRIM
 - RFA COMPOSITE SHINGLE GRAY, 3 TAB
 - WIN-A FIBERGLASS WINDOW
 - CONC. SEALED
 - PTO.1 COVENTRY GRAY HC-169
 - PTO.2 WROUGHT IRON 2124-10
 - PTO.3 PAPER MACHE AF-25
 - PTO.4 CLASSIC BURGUNDY HC-182
 - PTO.5 SILVER GRAY 2131-60
 - PTO.6 WINTER WHITE 2140-70
 - PTO.7 VAN DEUSEN BLUE HC-156
 - PTO.8 NOVEMBER RAIN 2142-60
 - PTO.9 AMHERST GRAY HC-167
 - PTO.10 CHELSEA GRAY HC-168
 - PTO.11 STONINGTON GRAY HC-170



issues

FINAL DESIGN REVIEW	6.12.2017

revisions



scale: 1/4"=1'-0" date: 03.06.2017
drawn: SS checked:

EXTERIOR
ELEVATIONS
HOME 2

A3.2

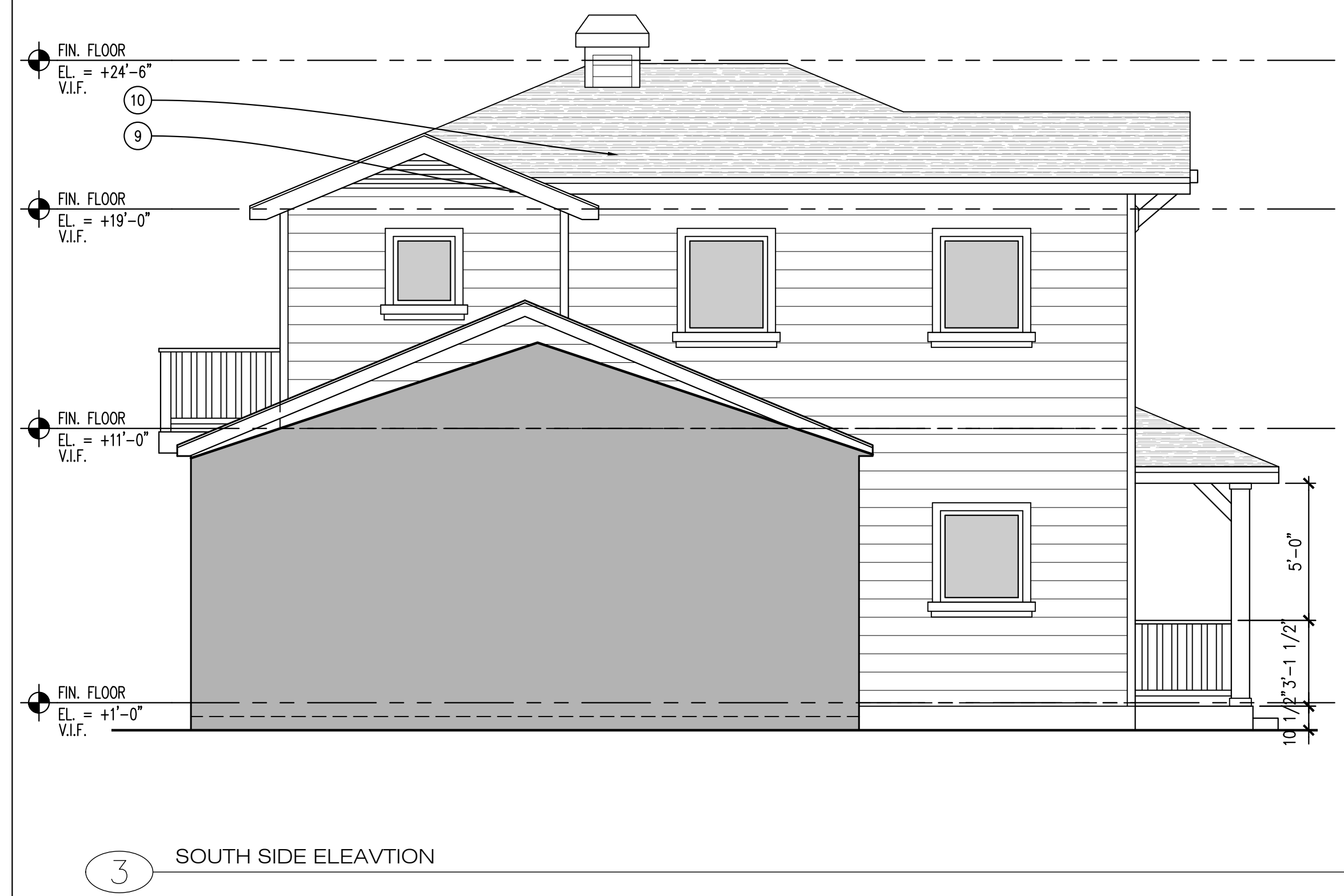
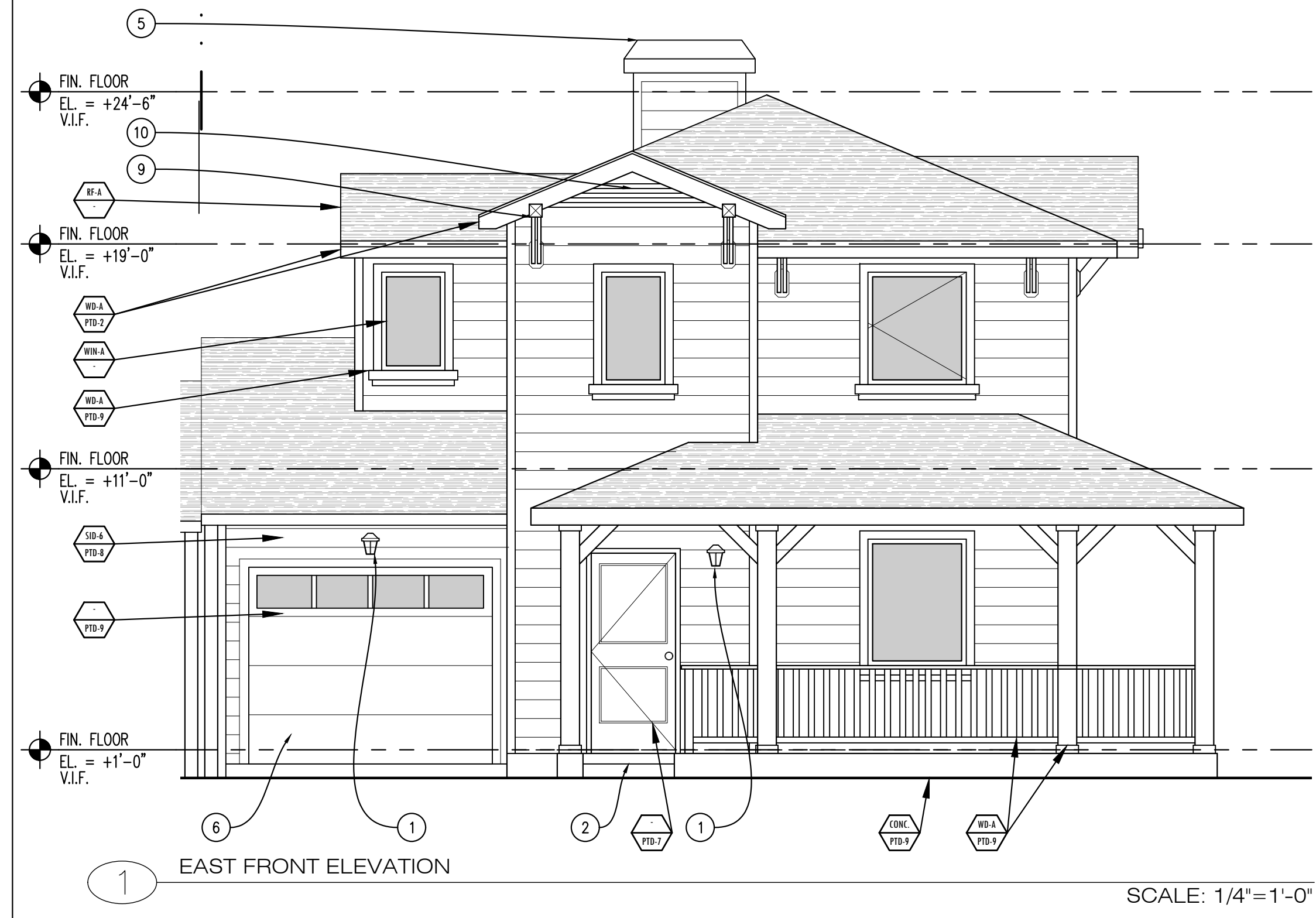
URBAN BUILDING WORKSHOP | 111 Janes St. | Mill Valley, CA | 94941 | 415.572.4159

1299 Glenn Street
Santa Rosa, CA

Sequoia Green

- KEYNOTES
- NOTE: NOT ALL KEYNOTES USED
- ① EXTERIOR WALL SCENCE.
 - ② PAVING, STEPS, HARDSCAPE, SLOPE AWAY FROM BLDG.S.C.D.
 - ③ UTILITY METER ENCLOSURE
 - ④ EXTERIOR RAILING, 36" A.F.F.
 - ⑤ CHIMNEY FOR GAS APPLIANCES & GANGED PLUMBING VENTS
 - ⑥ SEGMENTED WOODEN GARAGE DOOR
 - ⑦ PTD. 5" STYLE ALUMINUM GUTTER
 - ⑧ NOT IN USE
 - ⑨ WOOD BRACKETS
 - ⑩ ATTIC VENTILATION
 - ⑪ 6" TERRA COTTA PIPE TILE FOR VENTILATION


- FINISH KEY
- NOTE: BENJAMIN MOORE PAINT COLOR SELECTION
- SD-A HARDI-BOARD SIDING, 5" EXPOSURE
 - SD-B HARDI-BOARD BATTEN STYLE SIDING
 - SD-C HARDI-BOARD SIDING, 7" EXPOSURE
 - SD-D HARDI-BOARD SIDING, 10" EXPOSURE
 - STUC-A PAINTED STUCCO
 - WDA WOOD TRIM OR HARDI-BOARD TRIM
 - RFA COMPOSITE SHINGLE GRAY, 3 TAB
 - WIN-A FIBERGLASS WINDOW
 - CONC. SEALED
 - PTO.1 COVENTRY GRAY HC-169
 - PTO.2 WROUGHT IRON 2124-10
 - PTO.3 PAPER MACHE AF-25
 - PTO.4 CLASSIC BURGUNDY HC-182
 - PTO.5 SILVER GRAY 2131-60
 - PTO.6 WINTER WHITE 2140-70
 - PTO.7 VAN DEUSEN BLUE HC-156
 - PTO.8 NOVEMBER RAIN 2142-60
 - PTO.9 AMHERST GRAY HC-167
 - PTO.10 CHELSEA GRAY HC-168
 - PTO.11 STONINGTON GRAY HC-170



issues

FINAL DESIGN REVIEW	6.12.2017

revisions



scale: 1/4"=1'-0" date: 03.06.2017
drawn: SS checked:

EXTERIOR ELEVATIONS HOME 3

A3.3

URBAN BUILDING WORKSHOP | 111 Janes St. | Mill Valley, CA | 94941 | 415.572.4159

1297 Glenn Street
Santa Rosa, CA

Sequoia Green


- KEYNOTES
- NOTE: NOT ALL KEYNOTES USED
- ① EXTERIOR WALL SCONCE.
 - ② PAVING, STEPS, HARDSCAPE, SLOPE AWAY FROM BLDG.S.C.D.
 - ③ UTILITY METER ENCLOSURE
 - ④ EXTERIOR RAILING, 36" A.F.F.
 - ⑤ CHIMNEY FOR GAS APPLIANCES & GANGED PLUMBING VENTS
 - ⑥ SEGMENTED WOODEN GARAGE DOOR
 - ⑦ PTD. 5" STYLE ALUMINUM GUTTER
 - ⑧ NOT IN USE
 - ⑨ WOOD BRACKETS
 - ⑩ ATTIC VENTILATION
 - ⑪ 6" TERRA COTTA PIPE TILE FOR VENTILATION

- FINISH KEY
- NOTE: BENJAMIN MOORE PAINT COLOR SELECTION
- SDA HARDI-BOARD SIDING, 5" EXPOSURE
 - SDB HARDI-BOARD BATTEN STYLE SIDING
 - SD-C HARDI-BOARD SIDING, 7" EXPOSURE
 - SD-D HARDI-BOARD SIDING, 10" EXPOSURE
 - STUCA PAINTED STUCCO
 - WDA WOOD TRIM OR HARDI-BOARD TRIM
 - RFA COMPOSITE SHINGLE GRAY, 3 TAB
 - WIN-A FIBERGLASS WINDOW
 - CONC. SEALED
 - PTO.1 COVENTRY GRAY HC-169
 - PTO.2 WROUGHT IRON 2124-10
 - PTO.3 PAPER MACHE AF-25
 - PTO.4 CLASSIC BURGUNDY HC-182
 - PTO.5 SILVER GRAY 2131-60
 - PTO.6 WINTER WHITE 2140-70
 - PTO.7 VAN DEUSEN BLUE HC-156
 - PTO.8 NOVEMBER RAIN 2142-60
 - PTO.9 AMHERST GRAY HC-167
 - PTO.10 CHELSEA GRAY HC-168
 - PTO.11 STONINGTON GRAY HC-170

issues

FINAL DESIGN REVIEW 6.12.2017

revisions



scale: 1/4"=1'-0" date: 03.06.2017

drawn: KS checked:

EXTERIOR
ELEVATIONS
HOME 4

A3.4

URBAN BUILDING WORKSHOP | 111 Janes St. | Mill Valley, CA | 94941 | 415.572.4159

