


Regional Technical Advisory Committee Meeting February 10, 2022




Kimberly Zunino
Deputy Director Administration



Santa Rosa Water | Our Future in Every Drop

Overview

- Preliminary Increases
- Annual flows
- Miscellaneous Revenue
- Budget Schedule



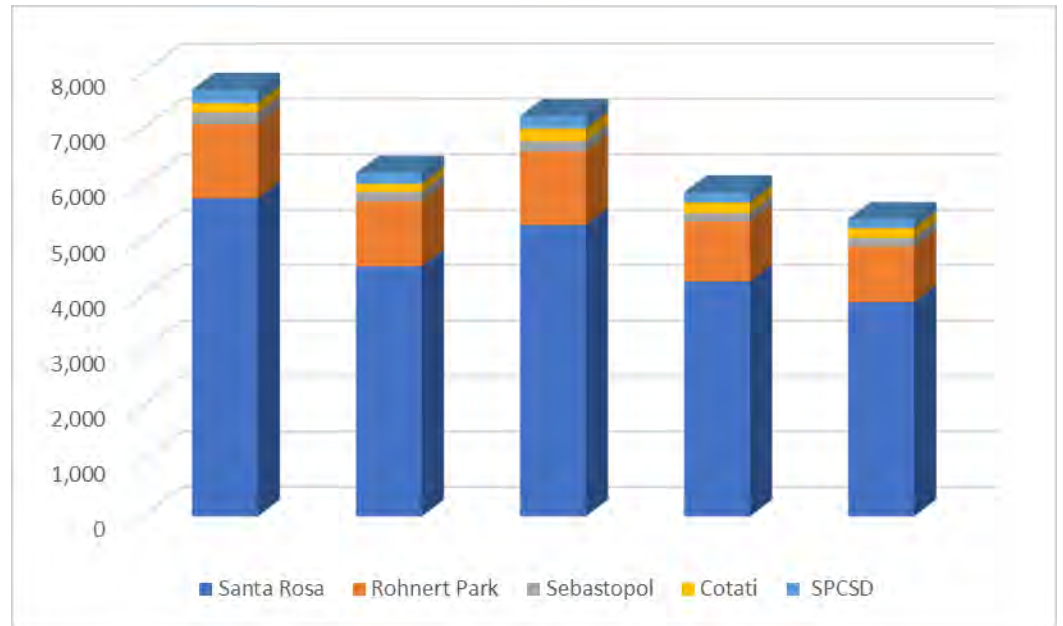
Santa Rosa Water | Our Future in Every Drop

Preliminary Increases

- Salary Increases Current Fiscal Year
 - No increase July 2021, not budgeted
 - 3% increase September 2021
 - 2.5% increase April 2022
- Costs of Chemicals
- Operations Maintenance Projects
- Two additional Staff
 - Wastewater Operator – Mid year addition current FY
 - Supervising Lab Analyst



Annual Flow In Million Gallons



Actual Annual Flows	2016/17	2017/18	2018/19	2019/20	2020/21	2020/21 Percentage
Santa Rosa	5,741.70	4,512.33	5,259.45	4,240.24	3,867.02	72.04%
Rohnert Park	1,337.22	1,173.63	1,327.10	1,083.91	1,006.29	18.75%
Sebastopol	211.09	169.85	187.91	147.05	151.42	2.82%
Cotati	168.51	147.77	225.04	196.87	177.04	3.30%
SPCSD	242.01	200.61	230.58	183.63	166.31	3.10%
	7,700.53	6,204.19	7,230.08	5,851.70	5,368.08	



Santa Rosa Water | Our Future in Every Drop

Estimated Regional Miscellaneous Revenues

	2020/21	2022/23
	Budgeted	Projected
Property Rentals	\$90,000	\$120,000
Interest on Pooled Investments	\$500,000	\$500,000
Sale of Water (recycled) - Retail	\$220,000	\$250,000
Sale of Water (recycled) - Wholesale	\$20,000	\$20,000
Laboratory Services	\$85,000	\$85,000
Dumping Charges at Plants including High Strength Tipping	\$1,800,000	\$2,500,000
Miscellaneous Fees and Charges	\$7,500	\$10,000
Miscellaneous	\$25,000	\$25,000
Calpine - per Agreement	\$300,000	\$300,000
SCWA - Acceptance of Recycled Water	\$1,000	\$1,000
Town of Windsor - Geysers and Environmental Compliance	\$982,759	\$1,017,241
Dairy Waste Loan Payments	\$100,000	\$100,000
Total	\$4,131,259	\$4,928,241



Santa Rosa Water | Our Future in Every Drop

2021-22 Allocation

	Total 2020/21	2021/22 Budgeted O&M	2021/22 CIP Contribution	2021/22 Debt Service	Total 2021/22	Difference
Santa Rosa	\$44,721,273	\$23,126,853	\$5,660,800	\$18,618,834	\$47,406,487	\$2,685,213
Rohnert Park	\$10,507,069	\$5,901,335	\$1,576,000	\$3,888,491	\$11,365,826	\$858,757
Sebastopol	\$1,650,401	\$797,478	\$260,800	\$689,391	\$1,747,669	\$97,268
Cotati	\$2,005,950	\$1,084,570	\$236,000	\$894,936	\$2,215,506	\$209,555
SPCSD	\$1,705,115	\$988,872	\$266,400	\$556,322	\$1,811,594	\$106,480
	\$60,589,808	\$31,899,107	\$8,000,000	\$24,647,974	\$64,547,081	\$3,957,273

Miscellaneous Revenues removed from O&M

Applied fund balances 2021/22

Rohnert Park - \$858,757

Cotati - \$70,000

Sebastopol - \$97,268

Refund Reserve

<i>Refund Reserve</i>	Santa Rosa	Rohnert Park	Cotati	Sebastopol	SPCSD	Total
2014-2015	\$0.00	\$727,418.87	\$11,015.71	\$78,611.94	\$132,955.24	\$950,001.76
2015-2016	\$2,516,050.87	\$401,559.29	\$63,410.62	\$193,872.73	\$162,171.68	\$3,337,065.19
2016-2017	\$791,021.99	\$785,048.90	\$148,989.30	\$82,461.70	\$118,057.73	\$1,925,579.62
2017-2018	\$4,209,021.16	\$199,493.31	\$99,461.11	\$90,918.22	\$105,412.63	\$4,704,306.43
2018-2019	\$1,681,886.86	(\$439,231.74)	(\$134,896.25)	\$67,040.31	(\$48,200.46)	\$1,126,598.72
2019-2020	\$4,229,712.03	\$1,121,685.20	(\$219,815.33)	\$231,470.53	\$213,981.67	\$5,577,034.10
2020-2021	(\$12,835,574.23)	\$22,620.47	(\$64,019.82)	(\$37,359.51)	\$67,320.27	(\$12,847,012.82)
Totals	\$592,119	\$2,818,594	(\$95,855)	\$707,016	\$751,699	\$4,773,573

Santa Rosa moved fund balance to wastewater fund

Budget Schedule

- **Regional Partners** – March 7th , April 7th
- **BPU Budget Subcommittee** –
 - February 23rd , March 15th and 30th
- **BPU** – April 21st
 - Budget Recommendation to City Council
- **City Council** – April 26th
 - Preliminary approval of Regional Budget
- **City Council** – May 10th & 11th
 - Budget Study Sessions
- **City Council** – June 21st
 - Budget Adoption

DISCUSSION / QUESTIONS?



Santa Rosa Water | Our Future in Every Drop