

City of Santa Rosa

2019 Housing
Numbers



Housing Approval/Construction



Land Use Approval



Building Permit

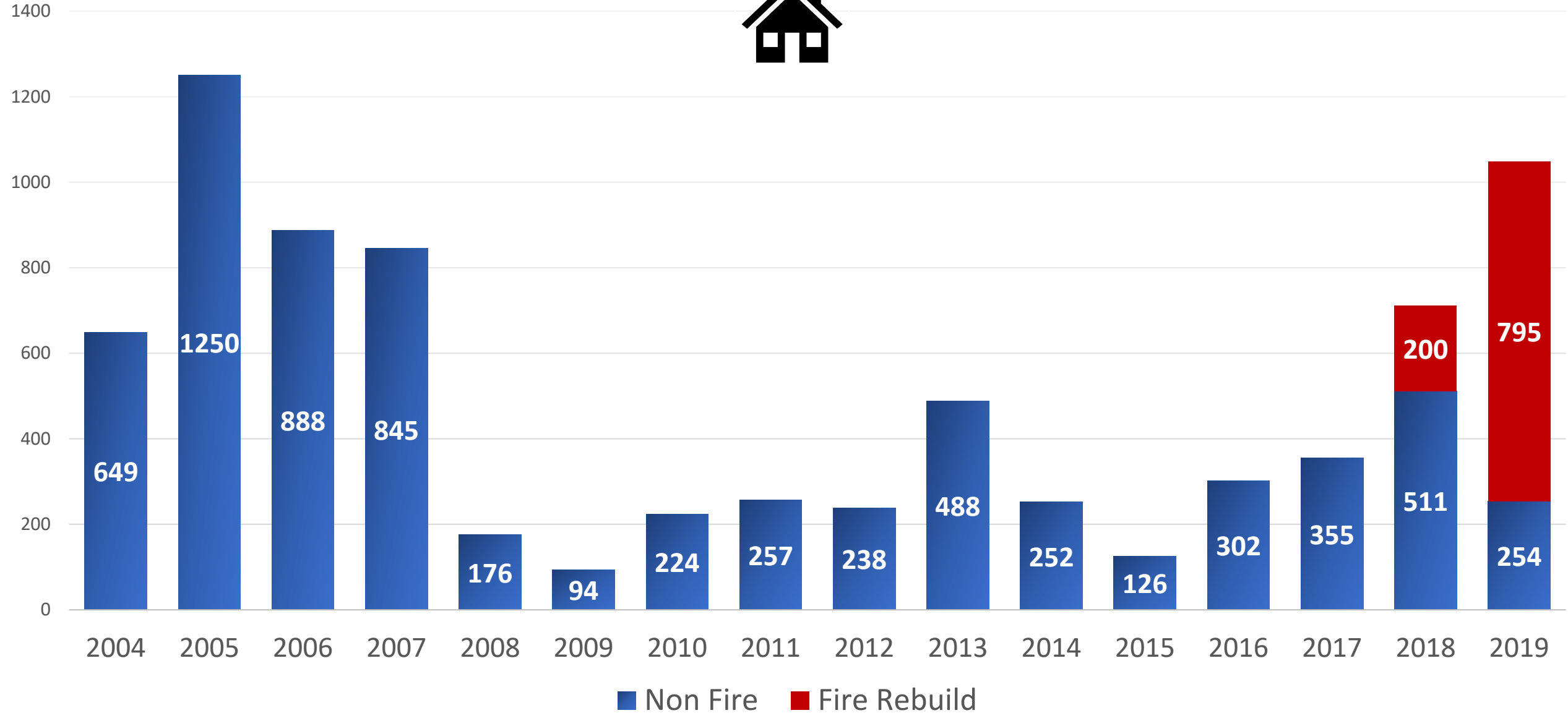


Construction

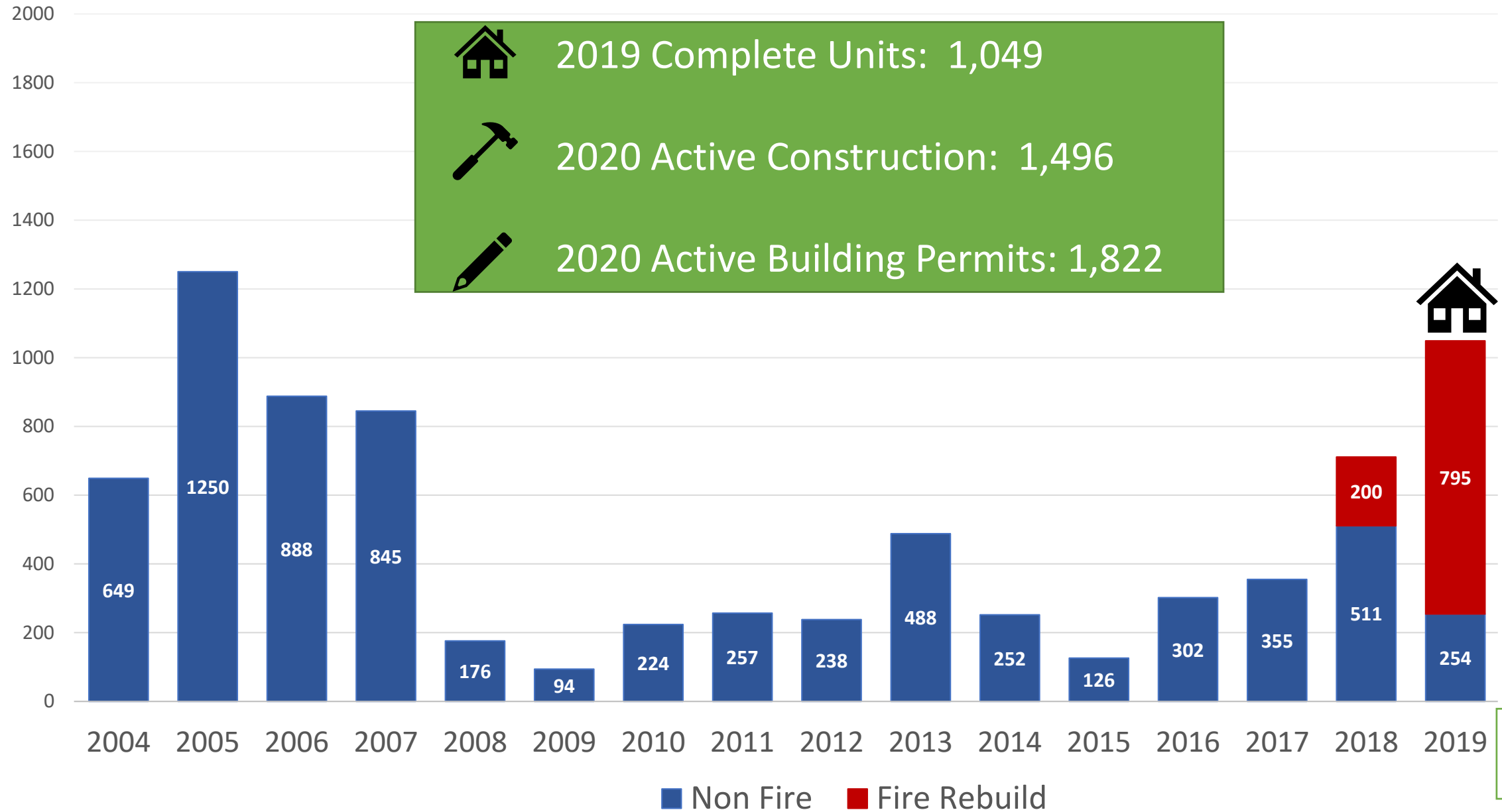


Complete

CITY OF SANTA ROSA HOUSING UNITS COMPLETED

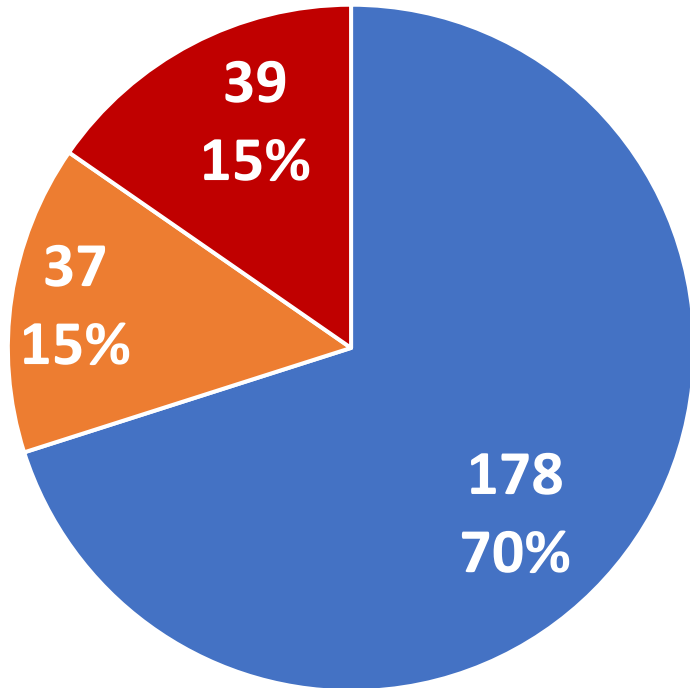


CITY OF SANTA ROSA HOUSING PRODUCTION

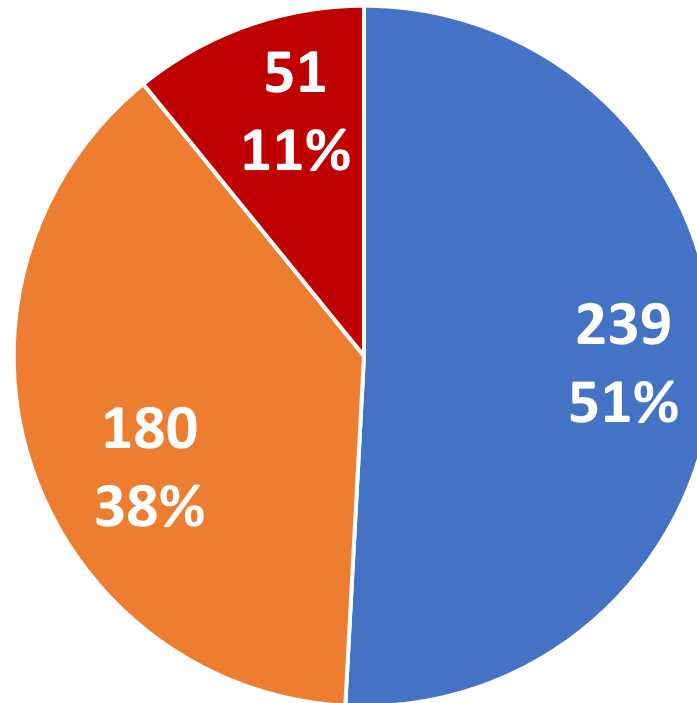


Housing Type Breakdown (non Fire Rebuild)

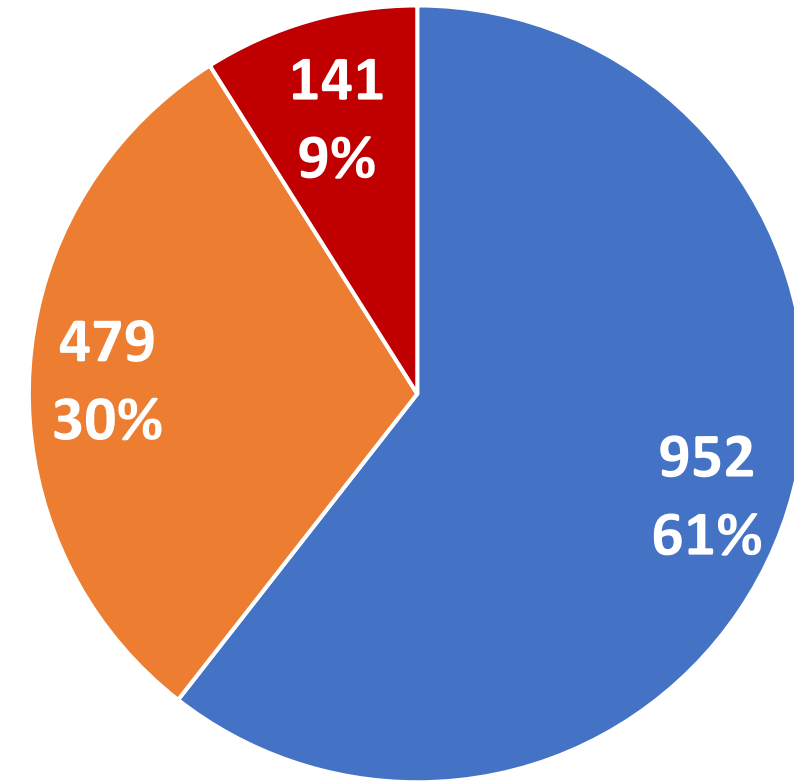
2019 Actuals



Under Construction



Building Permit Review



Single Family



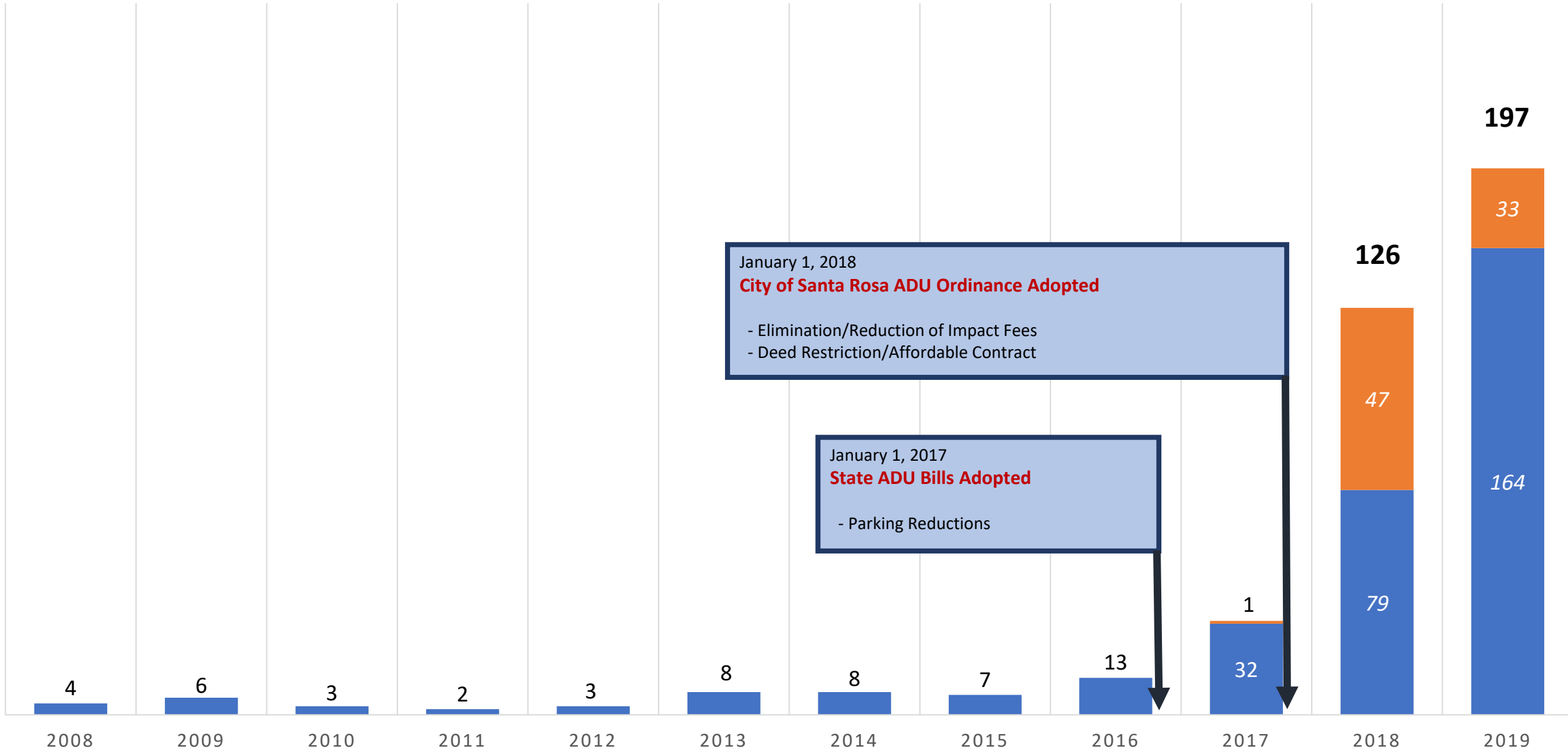
Multi-family



ADU

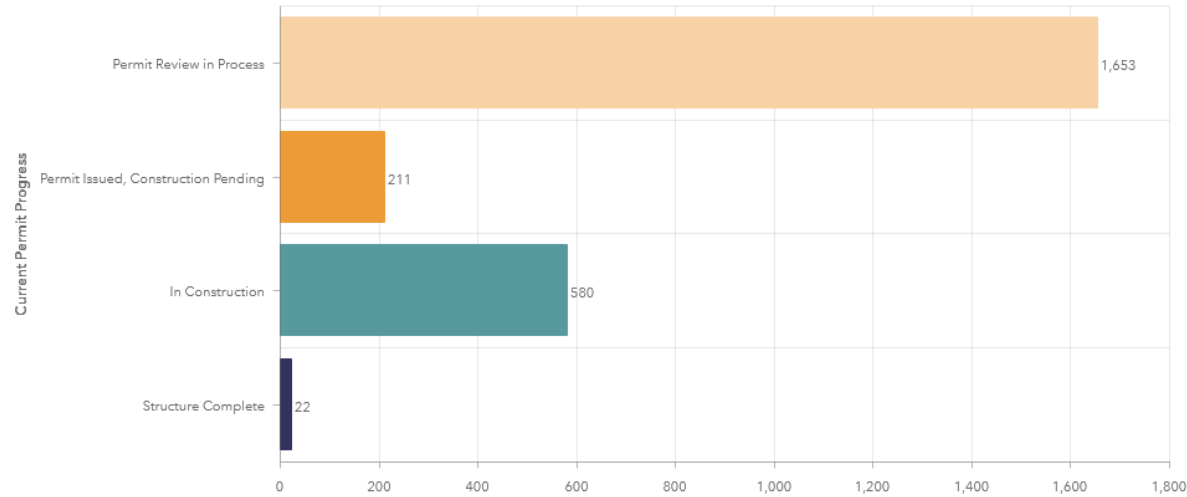
CITY OF SANTA ROSA ADU PERMITS SUBMITTED

■ Citywide (non fire affected areas) ■ Fire Re-build



Progress of Housing Units

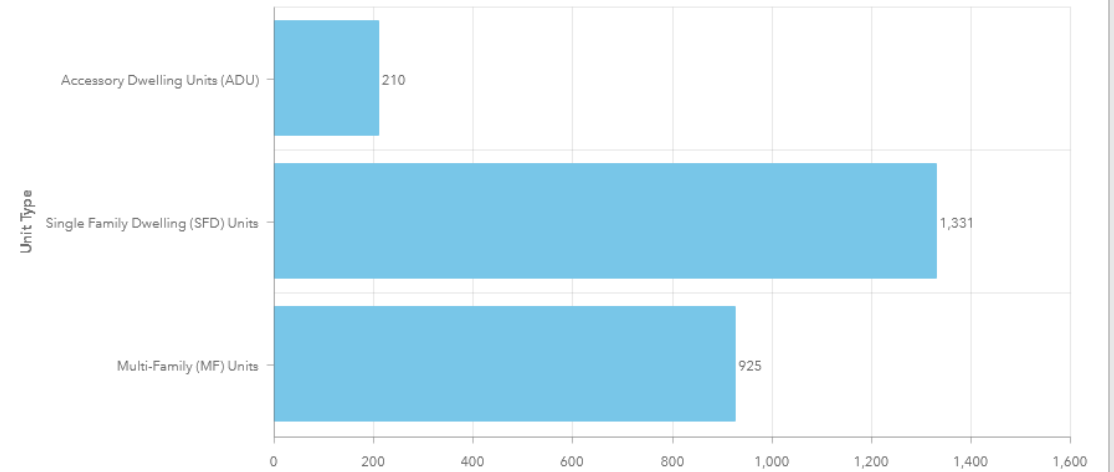
Chart depicts the current number of Residential Housing Units in each respective stage of the permit process.



Both bar charts are linked. Click one of the above permit progress bars to see the "Units By Type" chart update to indicate the breakdown of distinct unit types generating the total for a progress category. Click outside of a bar to reset the data.

Units By Type

Chart depicts the number of residential housing units by type of unit. Chart illustrates the breakdown of total active permits by default, see note below.



Both bar charts are linked. Selecting a bar from "Progress of Housing Units" chart to the left will update this "Units By Type" chart to indicating the break down of distinct unit types generating the total for a progress category.

Total Count of Units Under Review During 2020

1,689

Total residential units that continued or entered review during 2020

SFDs In Review - 2020

916 SFDs

Single Family Dwelling (SFD) Units

ADUs In Review - 2020

140 ADUs

Accessory Dwelling Units (ADU)

MFs In Review - 2020

633 MFs

Multi-Family (MF) Units

Total Applied For Total In Review Total In Construction Total Completed

srcity.org/ped

The screenshot shows the City of Santa Rosa website. At the top left is the City of Santa Rosa logo. To the right are social media icons for Facebook, Twitter, and a share icon, along with a 'Select Language' dropdown menu. Below the logo is a search bar. A navigation menu includes 'GOVERNMENT', 'DEPARTMENTS & SERVICES', 'COMMUNITY', 'BUSINESS', 'VISITORS', and 'HOW DO I...'. A large image of a mossy stream flows through a forest. A left sidebar contains a list of links: 'About PED', 'Contact & Hours', 'Developments & Initiatives', 'Public Notices', 'Apply for/Check Permit', 'Fee Schedule', 'Forms & Applications', 'Reports and Maps', 'Zoning Information', and 'Launch Your Business'. The main content area features a breadcrumb trail: 'Home > Departments & Services > Departments/Divisions > Planning & Economic Development > Reports and Maps > Housing Reports > 2019 Housing Report'. The title is '2019 Housing Report'. The text explains that the City tracks housing numbers across three categories: single-family, multi-family, and accessory dwelling units. It notes that the statistics represent numbers for 2019 and that some units may be double or triple counted. A link to the 'Santa Rosa Housing Dashboard' is provided. A large dark blue box highlights the total '2019 Housing Numbers' as '1,688 Units Applied'. Below this, a table shows the breakdown: Single Family (1,045), Multifamily (479), and ADUs (164).

City of Santa Rosa

Select Language

Search

GOVERNMENT DEPARTMENTS & SERVICES COMMUNITY BUSINESS VISITORS HOW DO I...

About PED

Contact & Hours

Developments & Initiatives

Public Notices

Apply for/Check Permit

Fee Schedule

Forms & Applications

Reports and Maps

Zoning Information

Launch Your Business

Home > Departments & Services > Departments/Divisions > Planning & Economic Development > Reports and Maps > Housing Reports > 2019 Housing Report

2019 Housing Report

Each year, the City of Santa Rosa tracks housing numbers across three major categories (single-family, multi-family, and accessory dwelling units) as well as what development status a given unit achieved within a the calendar year.

The below statistics represent numbers for 2019. Please note that some units may be double or triple counted as the categories are sorted by the total number of units that entered into each status.

For a look into our live tracker of housing statistics, go to the [Santa Rosa Housing Dashboard](#).

2019 Housing Numbers

1,688

Units Applied

Units Applied refers to the number of residential housing units within the City limits applied for through the building permit process during the calendar year. A unit applied for in a calendar year may be, and is likely, completed in subsequent years. When a unit is eventually constructed, its development is subject to the state and local building codes of the calendar year in which the building permit application was received.

<u>Single Family</u>	<u>Multifamily</u>	<u>ADUs</u>
1,045	479	164