

# FY 16-17 Proposed Budget and Rates Water Transmission System




Presentation to:



City Council Meeting  
March 29, 2016

[www.sonomacountywater.org](http://www.sonomacountywater.org)



# Proposed Rates for FY 16-17

Charge / Aqueduct	Santa Rosa
Deliveries (Acre-Feet)	40,524
O&M	\$547.42
Water Management Planning	\$3.04
Watershed Planning & Restoration	\$82.67
Recycled Water and Local Supply	\$16.41
Water Conservation	\$41.93
<b>Total O&amp;M</b>	<b>\$691.47</b>
Storage & Common Bond/Loan Charges	\$95.62
Sonoma Aqueduct Bond/Loan Charge	
<b><i>Prime Contractors</i></b>	<b>\$787.09</b>
<b><u>Discretionary Charges</u></b>	
Capital Charges - <i>to build fund balance for future projects</i>	\$19.50
Local Recycled Water Tier 2 Program	\$0.00
<b><i>Prime Contractors</i></b>	\$19.50
<b>Total Prime Contractors</b>	<b>\$806.59</b>
Total Overall Increase:	5.98%

# City of Santa Rosa - Impact to Average Customer

<b>Sample Bill - Water Usage Charge Portion Only</b>				
SCWA increase of 5.98% equates to a pass-through to Santa Rosa customers of 2.6%* on the water usage charge				
	tg	Current	July Increase	New Amount
Water Usage Tier 1	4	\$21.00	\$0.57	\$21.57
Water Usage Tier 2	3	\$18.42	\$0.44	\$18.86
Water Fixed Charge		\$10.78	0	\$10.78
		\$50.20	\$1.01	\$51.21
*Equates to an average 2% increase for the typical single family residence. This is in addition to the planned fixed rate increase.				
tg = thousand gallons				

# Rate Setting Calculation (EXAMPLE)

\$32,700,000

\$807/ Acre Foot

40,524

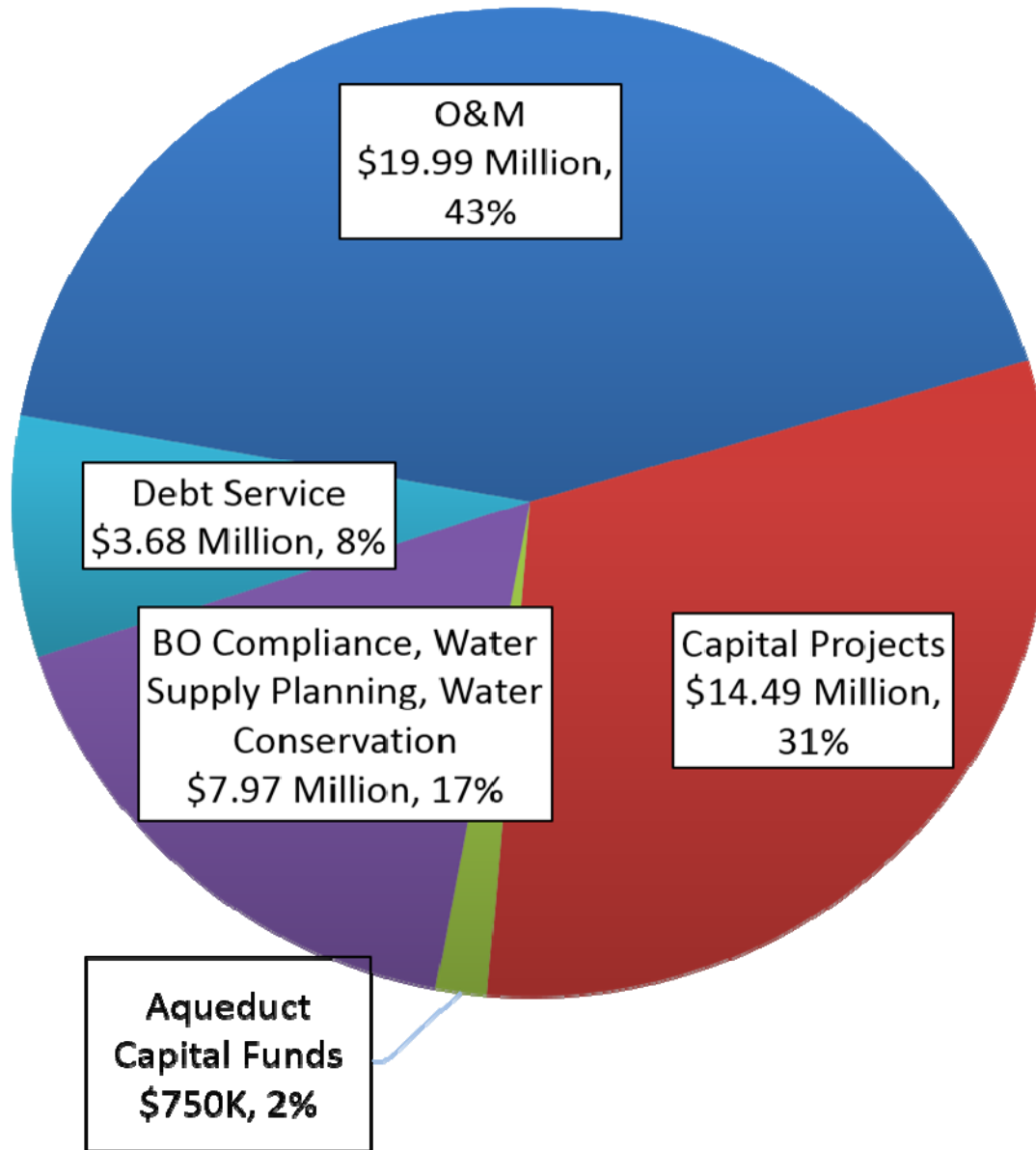
Water Sold = Lesser of:

48,930

or

40,524

## FY 16-17 Expenditures



Grants, Use of Fund Balance, and Bond Proceeds  
\$11.8 Million

# Expenditures Compared to FY 15-16

	FY 15-16 Budget	FY 16-17 Budget	Change
Operations and Maintenance	\$21.79 Million	\$19.99 Million	(\$1,800,000)
Capital Projects	\$8.57 Million	\$14.49 Million	\$5,920,000
BO Compliance, Water Supply Planning, Water Conservation	\$9.36 Million	\$7.97 Million	(\$1,390,000)
Debt Service	\$3.21 Million	\$3.68 Million	\$480,000
Aqueduct Capital Contribution	\$850,000	\$750,000	(\$100,000)
Totals	\$43.78 Million	\$46.88 Million	\$3,110,000

<b>Grants, Use of Fund Balance, and Bond Proceeds</b>	<b>\$6,073,000</b>	<b>\$11,820,000</b>	<b>\$5,747,000</b>
---	--------------------	---------------------	--------------------

# Historic Drought

**FY 15-16**

Cost of Operations and Maintenance = Cost of Water (Dollars per acre-foot)

**40,524**

Budgeted  
**\$11.8 million**  
in Grants, Use of Fund Balance, and Bond Proceeds to soften impact to rate payers

Rate increase went from  
**>20% down to 5.98%**

Water Sold = Lesser of:

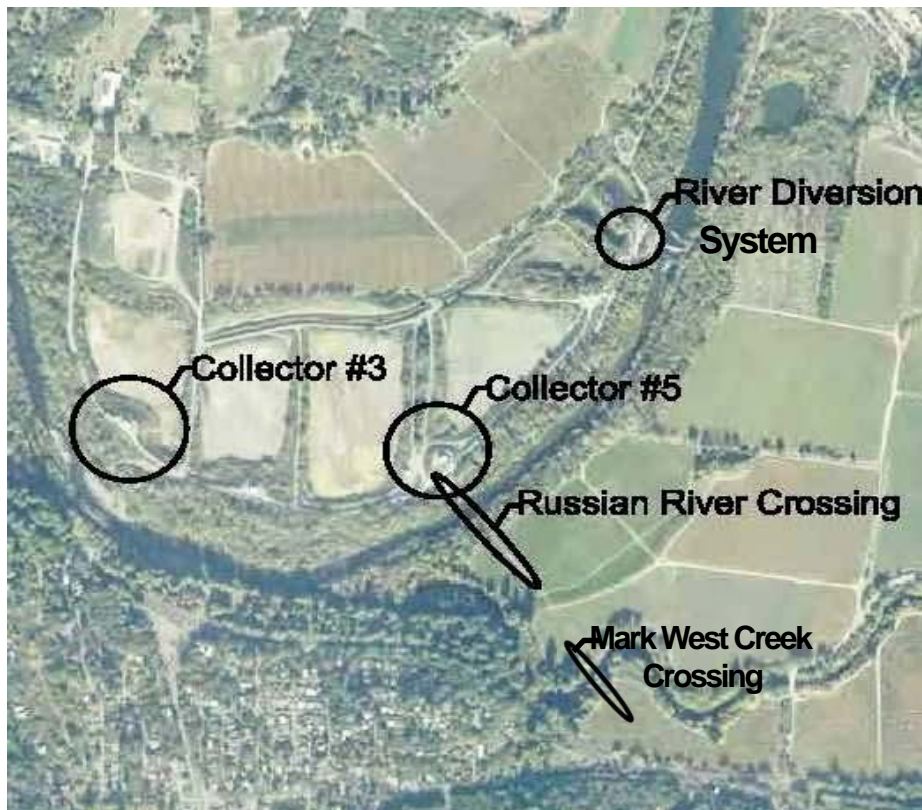
Average of last 3 years annual water deliveries

or

Last 12 months of actual water deliveries

# Capital Projects

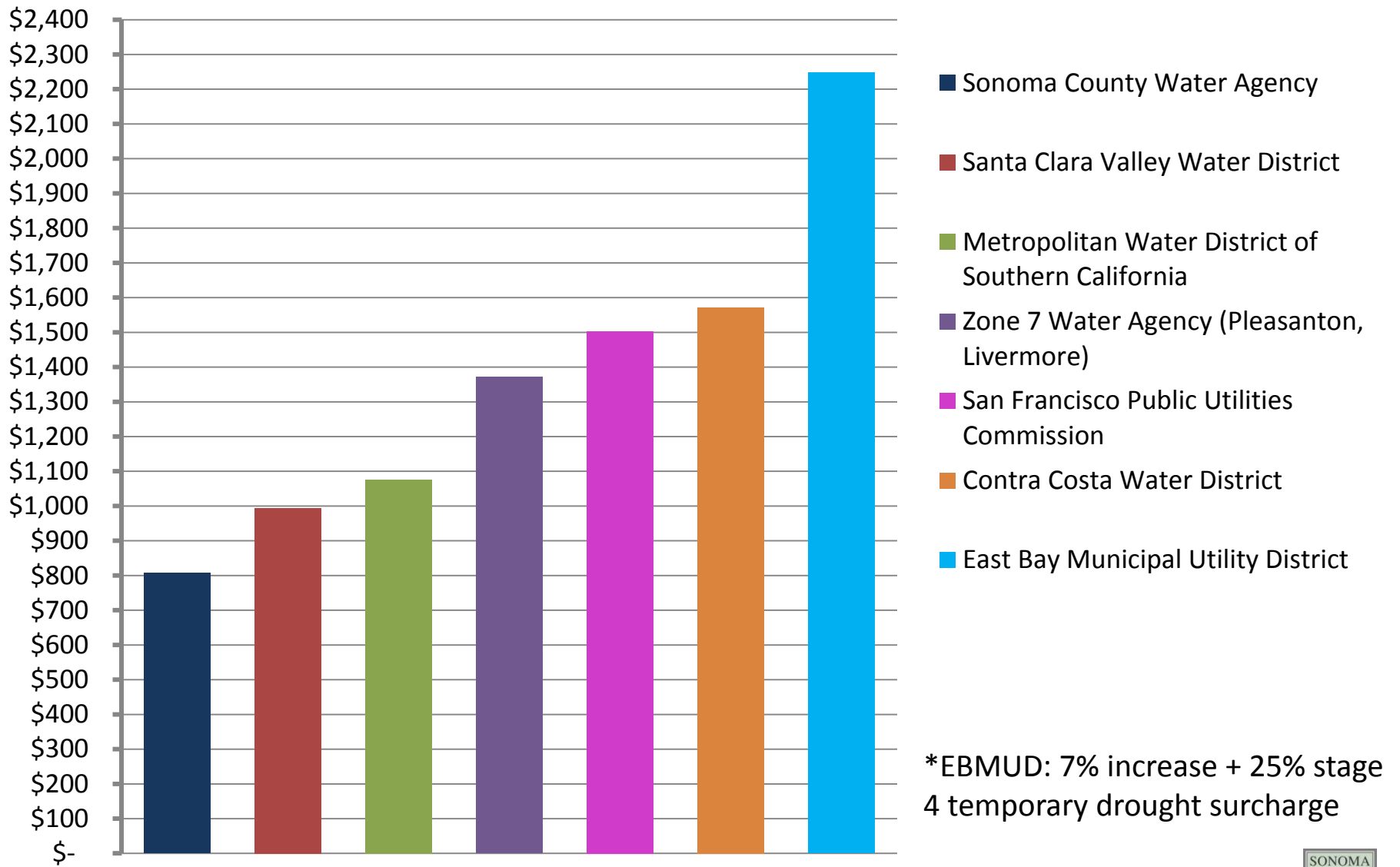
## Russian River and Mark West Creek Crossings - Hazard Mitigation Projects



- Replace existing aqueducts with new aqueducts that will be 18 to 30 feet deeper
- \$5.76 million in FEMA grants offsetting design and construction costs
- FY16-17 \$10.9 million to complete the projects



# 2016 Wholesale Water Rates Per Acre-Foot



# Proposed Rates for FY 16-17

Charge / Aqueduct	Santa Rosa
Deliveries (Acre-Feet)	40,524
O&M	\$547.42
Water Management Planning	\$3.04
Watershed Planning & Restoration	\$82.67
Recycled Water and Local Supply	\$16.41
Water Conservation	\$41.93
<b>Total O&amp;M</b>	<b>\$691.47</b>
Storage & Common Bond/Loan Charges	\$95.62
Sonoma Aqueduct Bond/Loan Charge	
<b><i>Prime Contractors</i></b>	<b>\$787.09</b>
<b><u>Discretionary Charges</u></b>	
Capital Charges - <i>to build fund balance for future projects</i>	\$19.50
Local Recycled Water Tier 2 Program	\$0.00
<b><i>Prime Contractors</i></b>	<b>\$19.50</b>
<b><i>Total Prime Contractors</i></b>	<b>\$806.59</b>
Total Overall Increase:	5.98%


# Next Steps

- **Presentation to TAC and vote on March 7th (Approval was Recommended)**
- **Presentations upon request in March to City Councils/District Boards. To Date: Approval Recommended By:**
  - **Town of Windsor: March 16th**
  - **Santa Rosa Board of Public Utilities: March 17th**
  - **City of Petaluma: March 21st**
  - **City of Cotati: March 22<sup>nd</sup>**
- **Vote by WAC on Monday, April 4th**
- **Adoption by the Board of Directors – by April 30th**

# FY 16-17 Proposed Budget and Rates Water Transmission System

Michael Gossman  
Division Manager  
[mgossman@scwa.ca.gov](mailto:mgossman@scwa.ca.gov)  
707-521-6207

Lynne Rosselli  
Finance & Accounting Mgr  
[lynne.rosselli@scwa.ca.gov](mailto:lynne.rosselli@scwa.ca.gov)  
707-524-3771



[www.sonomacountywater.org](http://www.sonomacountywater.org)