


# FY 17-18 Proposed Budget and Rates Water Transmission System



Presentation to:

City Council Meeting  
March 14, 2017



[www.sonomacountywater.org](http://www.sonomacountywater.org)

# Proposed Rates for FY 17-18

Charge/ Aqueduct	Santa Rosa	Petaluma	Sonoma
Deliveries (Acre-Feet)	41,446	41,446	41,446
O&M	\$574.04	\$574.04	\$574.04
Water Management Planning	\$3.14	\$3.14	\$3.14
Watershed Planning & Restoration	\$86.40	\$86.40	\$86.40
Recycled Water and Local Supply	\$10.01	\$10.01	\$10.01
Water Conservation	\$43.77	\$43.77	\$43.77
<b>Total O&amp;M</b>	<b>\$717.36</b>	<b>\$717.36</b>	<b>\$717.36</b>
Storage & Common Bond/Loan Charges	\$109.92	\$109.92	\$109.92
Sonoma Aqueduct Bond/Loan Charge			\$85.28
<b>Prime Contractors</b>	<b>\$827.28</b>	<b>\$827.28</b>	<b>\$912.56</b>
<b><u>Discretionary Charges</u></b>			
Capital Charges - <i>to build fund balance for future projects</i>	\$19.50	\$19.50	\$32.00
Local Recycled Water Tier 2 Program	\$0.00	\$0.00	\$0.00
<b>Prime Contractors</b>	<b>\$19.50</b>	<b>\$19.50</b>	<b>\$32.00</b>
<b>Total Prime Contractors</b>	<b>\$846.78</b>	<b>\$846.78</b>	<b>\$944.56</b>
Total Overall Increase:	4.98%	4.98%	5.58%

# City of Santa Rosa - Impact to Average Consumer

## Example: Average Summer Water Use - Family of 4

SCWA Increase of 4.98% equates to a pass-through to Santa Rosa customers of <b>2.2%</b> on the water usage charge					
	tg	Current	July Increase	New Amount	
Water Usage Tier 1	4.6	\$24.79	\$0.55	\$25.35	
Water Usage Tier 2	3	\$18.87	\$0.39	\$19.26	
<b>Total Usage Charges</b>		\$43.66	\$0.94	\$44.61	<b>2.2%</b>
A pre-approved fixed rate increase goes into effect July 2017 as well:					
Water Fixed Charge		\$11.32	\$0.57	\$11.89	
<b>Total Bill</b>		\$54.98	\$1.51	\$56.49	<b>2.7%</b>

# Rate Setting Calculation (EXAMPLE)

\$35,100,000

\$847/ Acre Foot

41,446 AF

Water Sold = Lesser of:

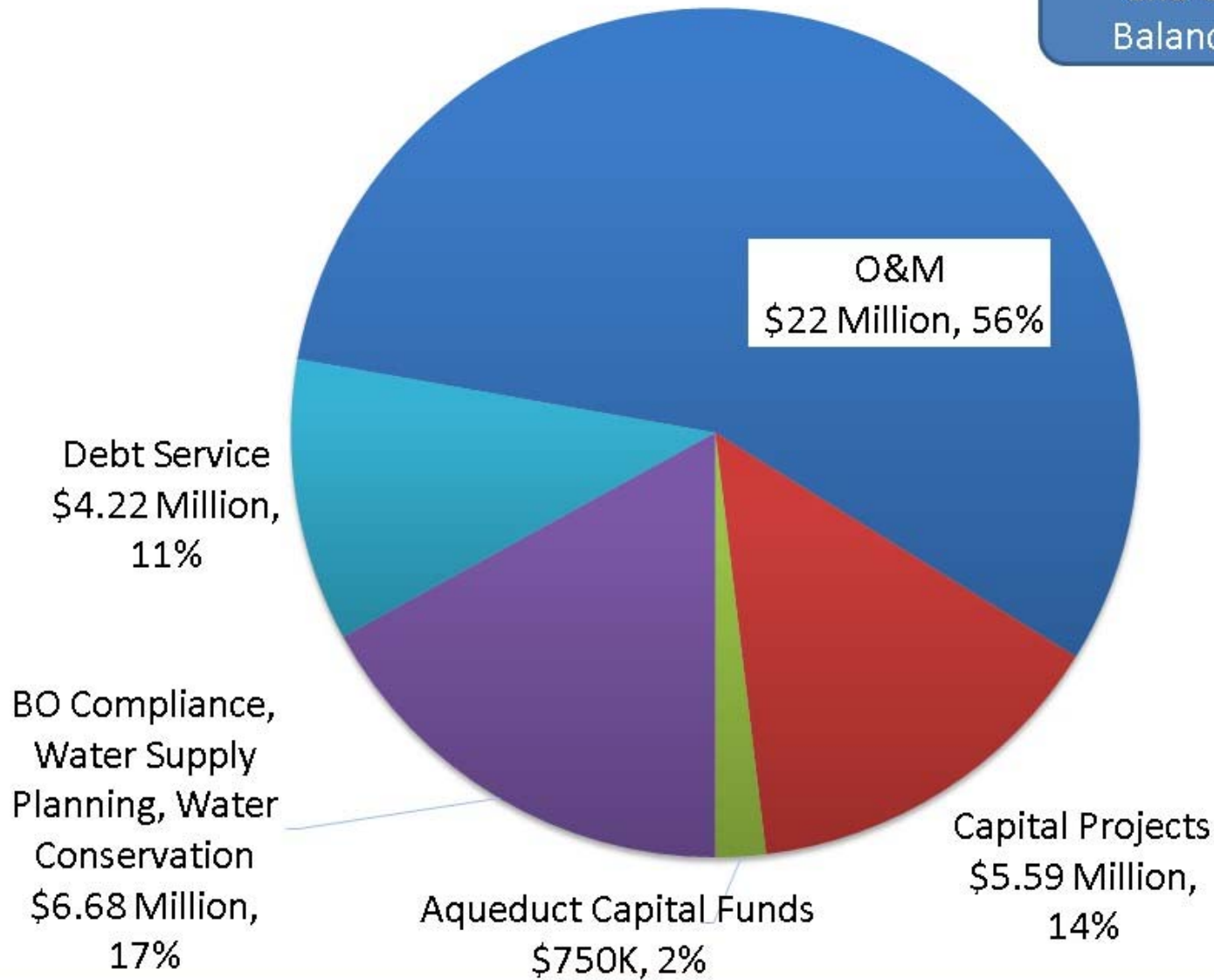
44,187 AF

or

41,446 AF

# FY 17-18 Expenditures

Grants, Bond Proceeds,  
and Use of Fund  
Balance \$860,000

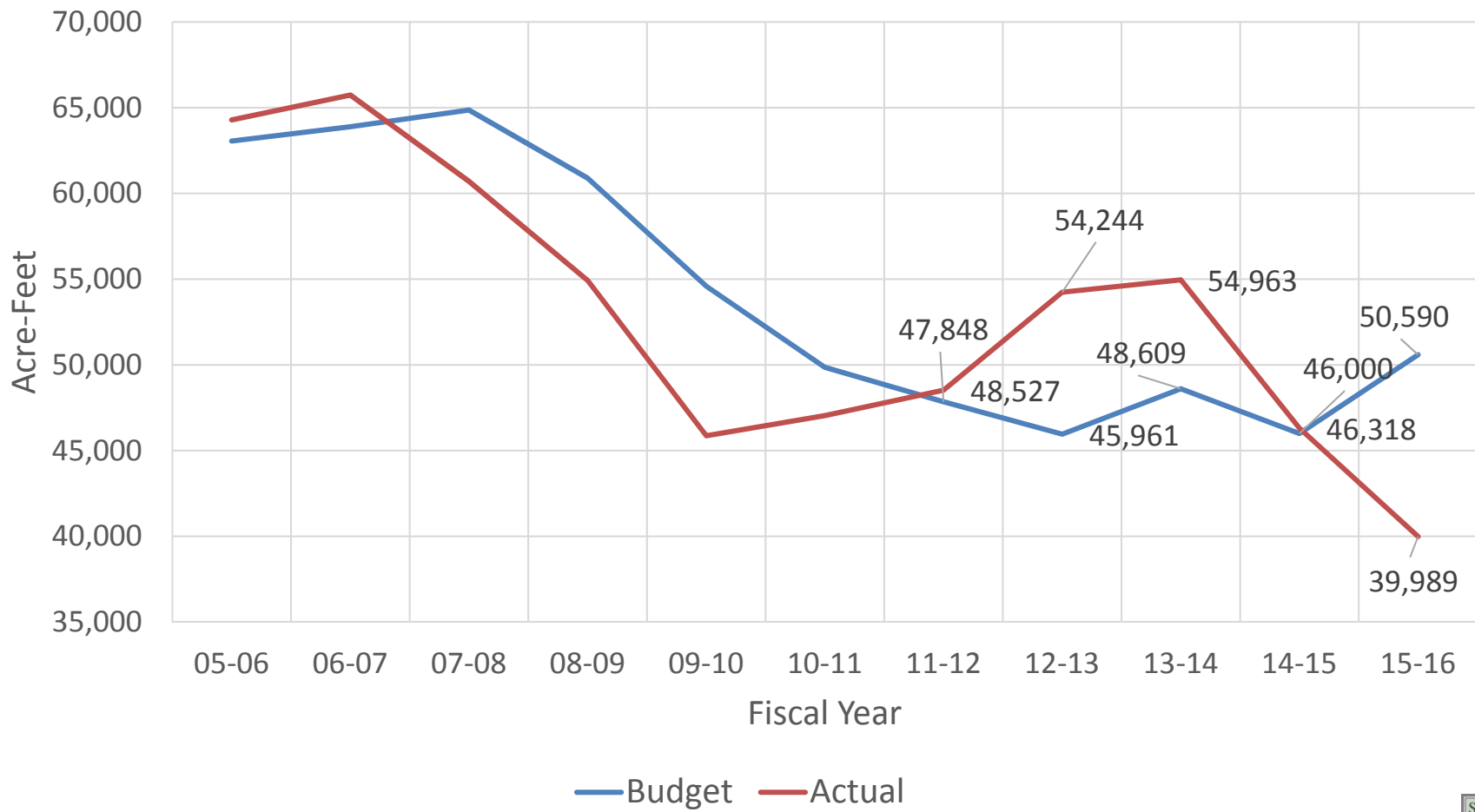


# Expenditures Compared to FY 16-17

	FY16-17	FY17-18	
	Budget	Budget	Change
Operations and Maintenance	\$19.99 Million	\$22.00 Million	\$2,000,000
Capital Projects	\$8.57 Million	\$5.59 Million	(\$2,970,000)
BO Compliance, Water Supply Planning, Water Conservation	\$7.97 Million	\$6.68 Million	(\$1,290,000)
Debt Service	\$3.68 Million	\$4.22 Million	\$540,000
Aqueduct Capital Contribution	\$750,000	\$750,000	\$0
Totals	\$40.96 Million	\$39.24 Million	(\$1,720,000)

Grants, Use of Fund Balance, and Bond Proceeds	\$14,880,000	\$860,000	(\$14,020,000)
--	--------------	-----------	----------------

# Historical Water Transmission Deliveries



# ***Capital Projects***

- Begin construction of Russian River and Mark West Creek Crossings - Hazard Mitigation Projects
- Complete Construction of Ralphine Tanks Flow thru Conversion Project, and Isolation Valves Hazard Mitigation Project

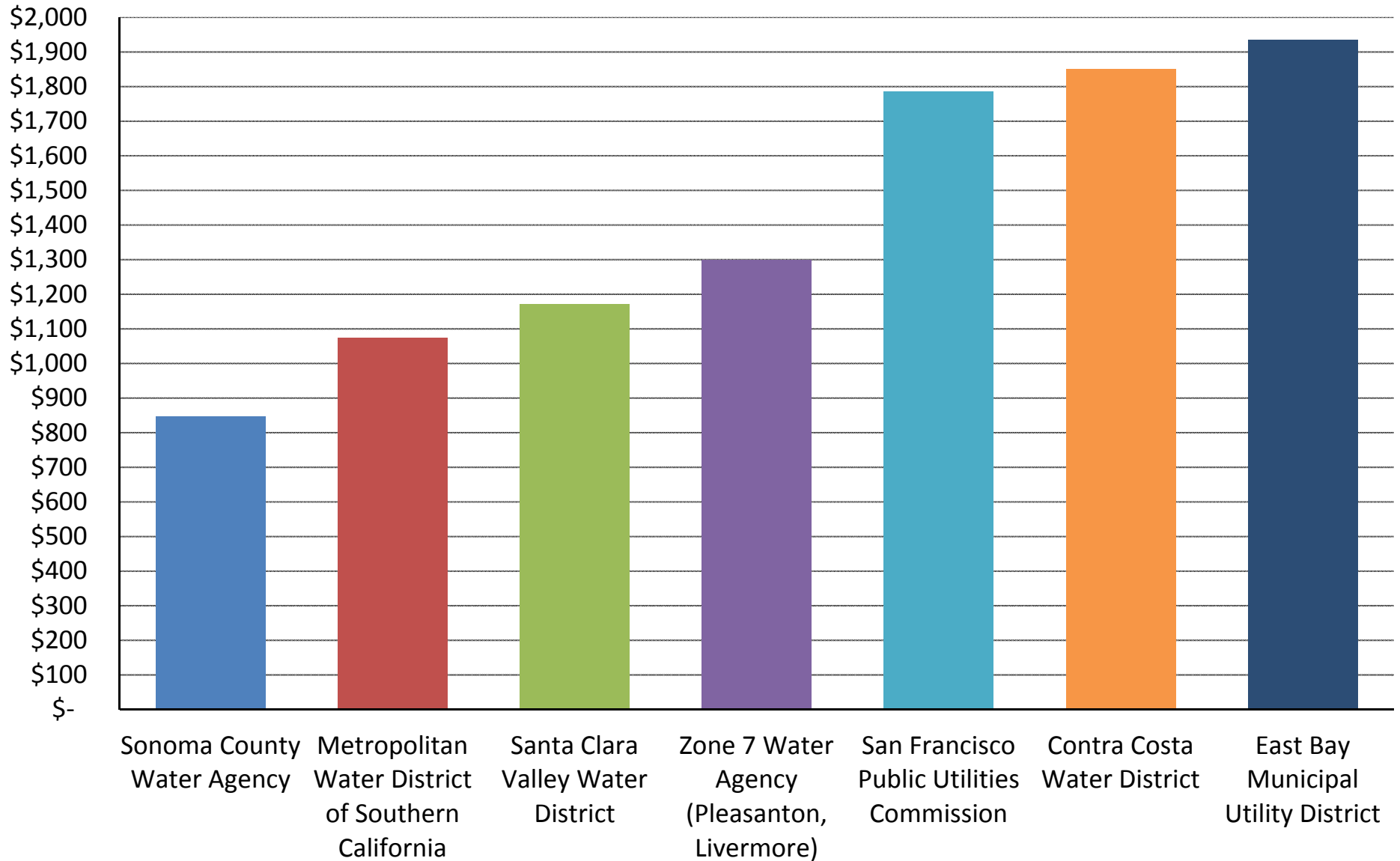
## ***Large Non-Routine Maintenance***



- Recoat interior and exterior surfaces of water tanks
- Replace cathodic protection system
- Kastania Tank - remove coal-tar interior coating



# 2017 Wholesale Water Rates Per Acre-Foot



# Proposed Rates for FY 17-18

Charge/ Aqueduct	Santa Rosa	Petaluma	Sonoma
Deliveries (Acre-Feet)	41,446	41,446	41,446
O&M	\$574.04	\$574.04	\$574.04
Water Management Planning	\$3.14	\$3.14	\$3.14
Watershed Planning & Restoration	\$86.40	\$86.40	\$86.40
Recycled Water and Local Supply	\$10.01	\$10.01	\$10.01
Water Conservation	\$43.77	\$43.77	\$43.77
<b>Total O&amp;M</b>	<b>\$717.36</b>	<b>\$717.36</b>	<b>\$717.36</b>
Storage & Common Bond/Loan Charges	\$109.92	\$109.92	\$109.92
Sonoma Aqueduct Bond/Loan Charge			\$85.28
<b>Prime Contractors</b>	<b>\$827.28</b>	<b>\$827.28</b>	<b>\$912.56</b>
<b><u>Discretionary Charges</u></b>			
Capital Charges - <i>to build fund balance for future projects</i>	\$19.50	\$19.50	\$32.00
Local Recycled Water Tier 2 Program	\$0.00	\$0.00	\$0.00
<b>Prime Contractors</b>	<b>\$19.50</b>	<b>\$19.50</b>	<b>\$32.00</b>
<b>Total Prime Contractors</b>	<b>\$846.78</b>	<b>\$846.78</b>	<b>\$944.56</b>
Total Overall Increase:	4.98%	4.98%	5.58%

# Next Steps

- **Presentation to TAC and vote on March 6 (Approval was Recommended)**
- **City Councils/ District Boards as requested during March.**
- **Vote by WAC on Monday, April 3**
- **Adoption by the Board of Directors – by April 30**

# FY 17-18 Proposed Budget and Rates Water Transmission System

Michael Gossman  
Division Manager  
[mgossman@scwa.ca.gov](mailto:mgossman@scwa.ca.gov)  
707-521-6207

Lynne Rosselli  
Finance & Accounting Mgr  
[lynne.rosselli@scwa.ca.gov](mailto:lynne.rosselli@scwa.ca.gov)  
707-524-3771

[www.sonomacountywater.org](http://www.sonomacountywater.org)

