

2015/16 PRELIMINARY SUBREGIONAL SYSTEM BUDGET AND ALLOCATION OF COSTS



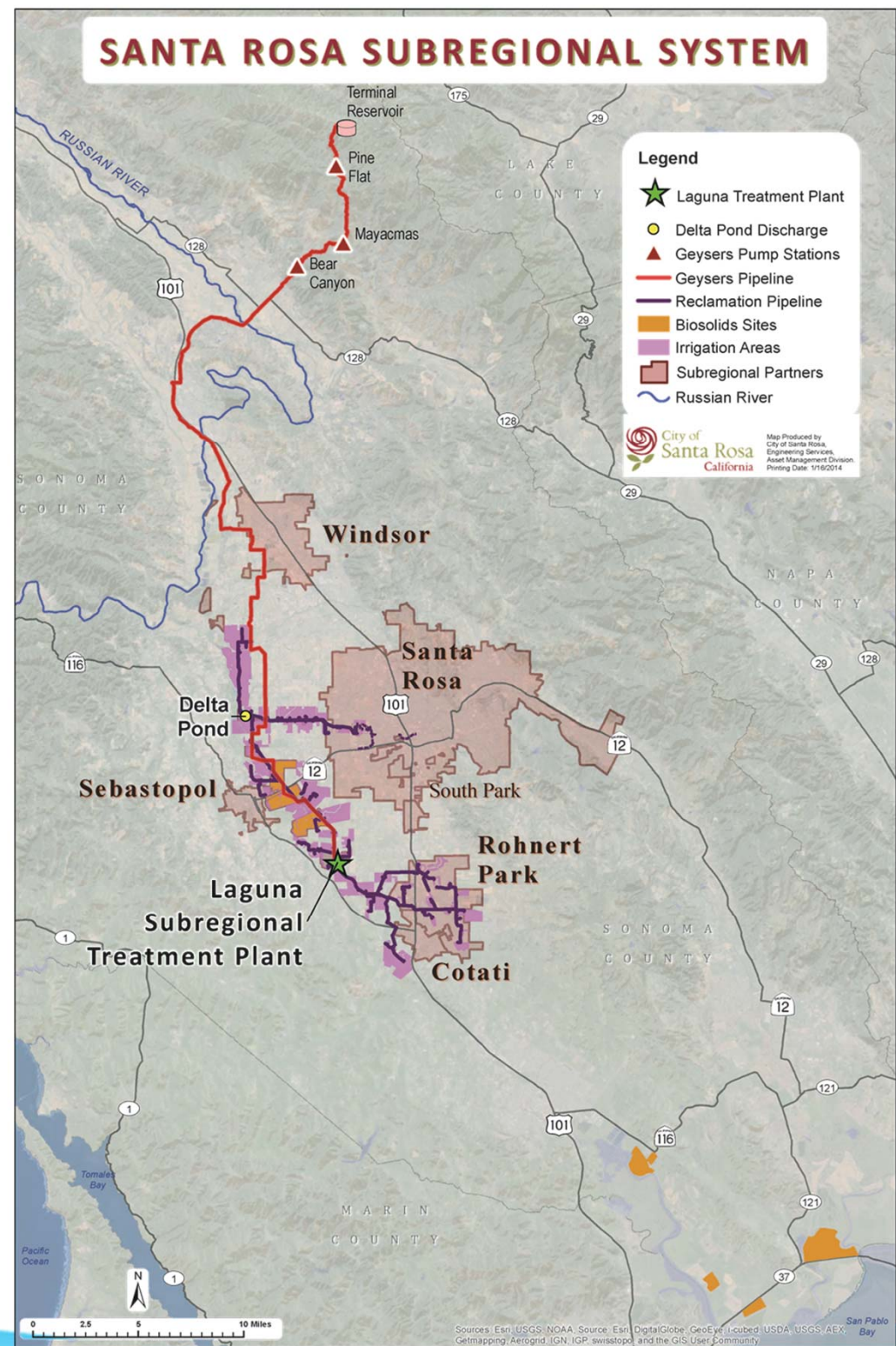
City Council
April 14, 2015



Santa Rosa Water | Our Future in Every Drop

Subregional System & Wastewater Treatment Plant – Subregional Agreement:

- Santa Rosa
- Rohnert Park
- Cotati
- Sebastopol
- South Park County Sanitation District



SUBREGIONAL BUDGET REVIEW TIMELINE

- 3/12 - Preliminary Subregional Technical Advisory Committee (SubTAC) review of the 2015/16 CIP and O&M requests and preliminary allocations ✓
- 3/19 - Board of Public Utilities Study Session – all Santa Rosa Water and Subregional CIP and O&M ✓
- 4/2 - SubTAC recommendation to BPU ✓
- 4/2 - BPU recommendation to City Council ✓
- 4/14 - **City Council Subregional budget preliminary approval**
- 5/1 - Notify User Agencies of operating and debt requirements for 2015/16
- 5/19 - Santa Rosa Water (including Subregional) Budget Study Session



Santa Rosa Water | Our Future in Every Drop

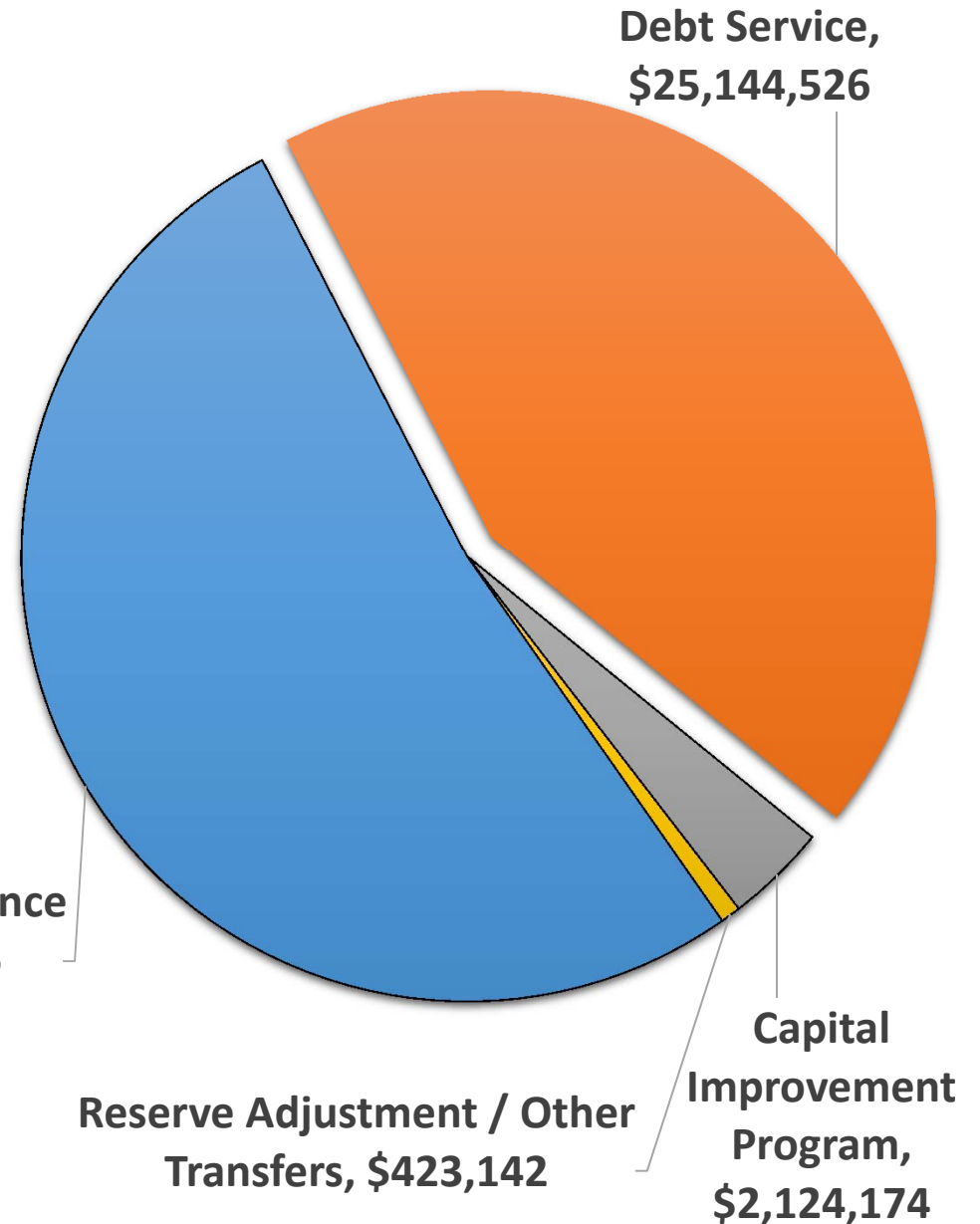
SUBREGIONAL OPERATING EXPENDITURES ASSURE:

- Wastewater treatment operations, recycled water distribution, and biosolids disposal
- NPDES permit compliance activities including monitoring and reporting
- Mandated air quality permitting, monitoring, and reporting activities
- Hazardous materials and waste disposal permitting, monitoring, and reporting activities



SUBREGIONAL 2015/16 ALLOCATIONS

Agency Operation Contribution Calculation:	
Expenditures / Transfers Out / Change in Operating Reserve	\$32,699,071
Less Revenue	(\$2,595,832)
Agency Contribution	\$30,103,239



Santa Rosa Water | Our Future in Every Drop

O&M PROJECT INCREASES OF NOTE

- New Project - Air Quality Compliance, \$90,000
- Compost Turner Rebuilding, \$150,000
- Electrical System Upgrades, \$150,000 (moved from CIP)
- Laboratory Equipment Upgrades, \$76,054
- All other 'Equipment Upgrades', \$107,500



OTHER MAJOR O&M LINE ITEM INCREASES

- Salaries – Up 8.4% or \$175,137
 - Two new positions
- Operational Supplies – Up 12.7% or \$224,940
 - Digester Gas Conditioning Media, \$60,000
 - New Charge – Green Waste (Compost), \$85,000
 - Chemicals - Nutrient Removal, \$77,000
- Capital Items – New \$102,000
 - Two 6” portable pump replacements

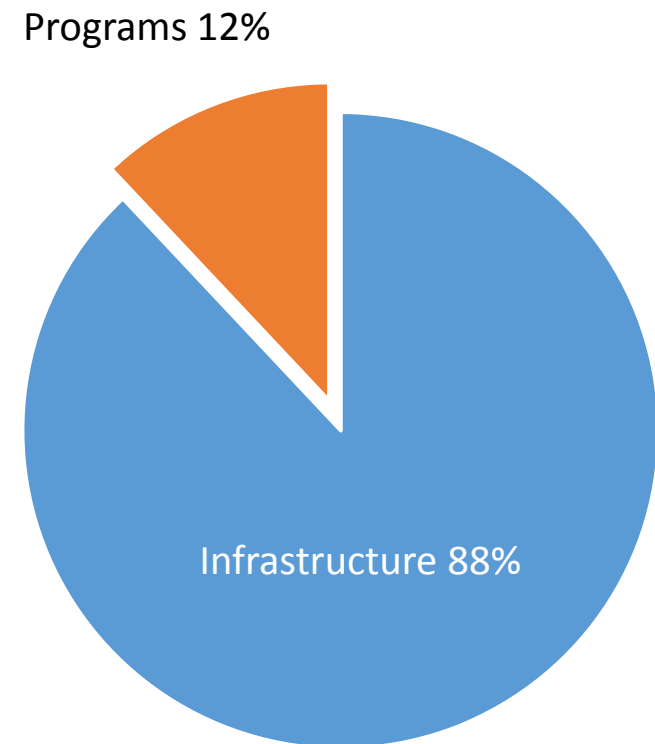


2015/16 CIP PROJECT FUNDING

Total \$2,124,174

Subregional cash funded CIP –

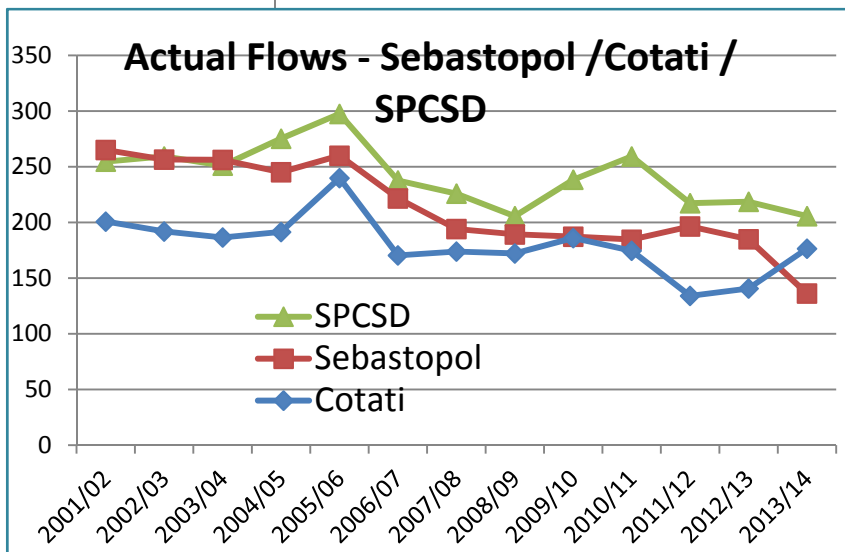
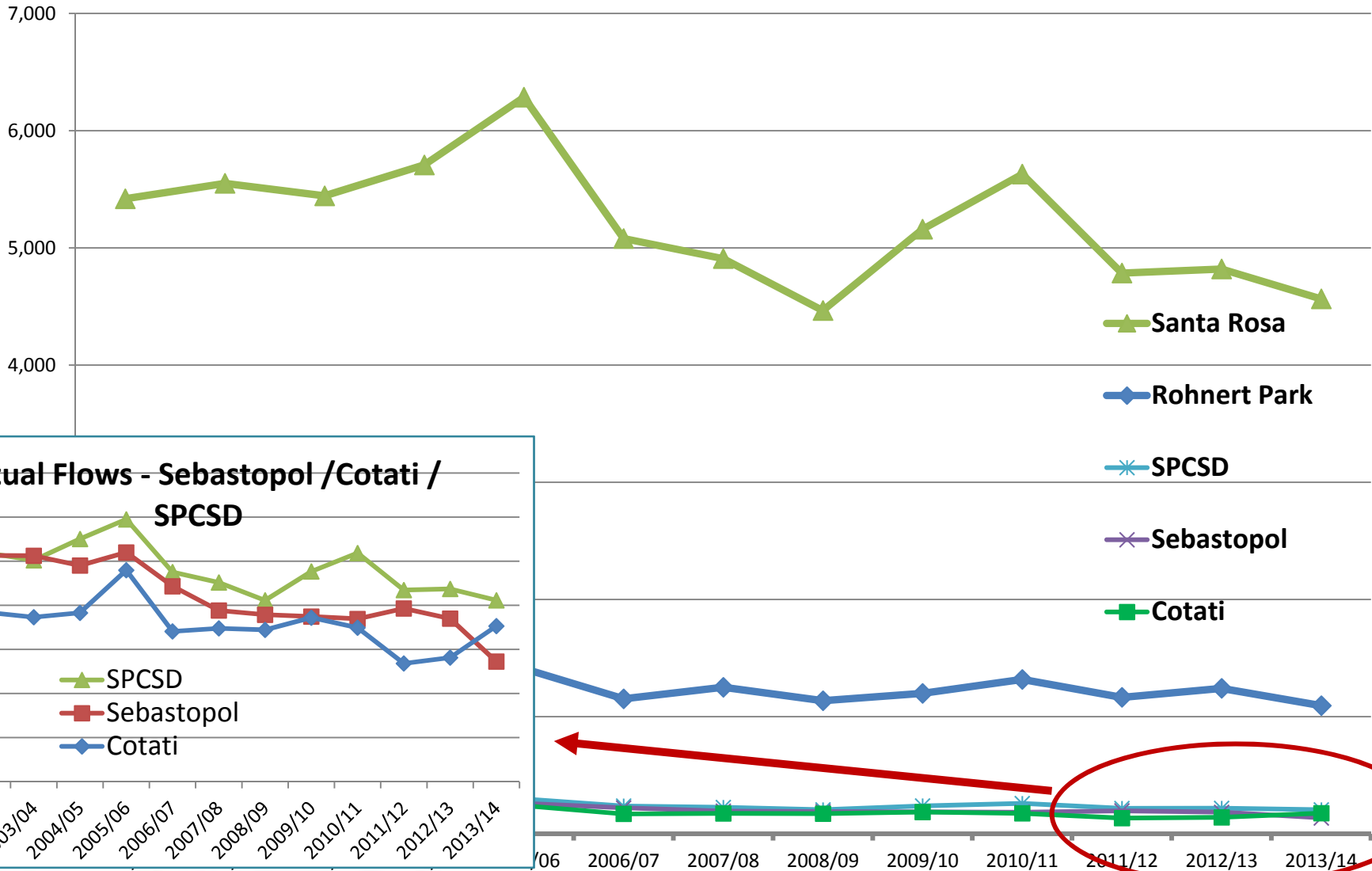
- Up \$609,174 or 29%
- Planned increases each year in order to avoid more expensive bond funding for routine and smaller capital improvements



Santa Rosa Water | Our Future in Every Drop

OPERATING COSTS ARE DETERMINED BY FLOW

Actual Flows by User Agency



2015/16 OPERATING COST ALLOCATION – BASED ON FLOW

Entity	2014/15	2015/16	
Santa Rosa	\$20,309,530	\$22,246,005	9.5%
Rohnert Park	\$5,231,984	\$5,330,756	1.9%
Sebastopol	\$779,479	\$860,013	10.3%
Cotati	\$592,996	\$664,090	12.0%
SPCSD	\$920,954	\$1,002,374	8.8%
	\$27,834,943	\$30,103,238	8.1%



Santa Rosa Water | Our Future in Every Drop

DEBT SERVICE COST ALLOCATION

Entity	Debt Service		
	2014/15	2015/16	
Santa Rosa	\$19,147,392	\$19,203,711	0.3%
Rohnert Park	\$3,866,065	\$3,823,056	-1.1%
Sebastopol	\$712,370	\$658,730	-7.5%
Cotati	\$932,270	\$937,481	0.6%
SPCSD	\$531,060	\$521,548	-1.8%
	\$25,189,156	\$25,144,526	-0.2%



Santa Rosa Water | Our Future in Every Drop

2015/16 TOTAL COST ALLOCATION

	Total	\$ Change from 2014/15	% Change from 2014/15	% from each Agency - total
Santa Rosa	\$41,449,716	\$1,992,795	5.05%	75%
Rohnert Park	\$9,153,812	\$55,763	0.61%	17%
Sebastopol	\$1,518,743	\$26,895	1.80%	3%
Cotati	\$1,601,571	\$76,305	5.00%	3%
SPCSD	\$1,523,922	\$71,908	4.58%	3%
	\$55,247,764	\$2,190,136	4.13%	100%



Santa Rosa Water | Our Future in Every Drop

DISCUSSION / QUESTIONS?



Santa Rosa Water | Our Future in Every Drop

CONNECT WITH US!

CALL: 707.543.4200

EMAIL: SRWATER@SRCITY.ORG

VISIT: SRCITY.ORG/WATER



Santa Rosa Water | Our Future in Every Drop