




SLOPE ANALYSIS LEGEND				
GROUP	COLOR	MIN SLOPE	MAX SLOPE	AREA
1		0%	10%	7.96 AC
2		10%	25%	1.63 AC
3		25%	Vertical	0.14 AC



SLOPE ANALYSIS BEFORE GRADING PENSTEMON PLACE

SANTA ROSA, CALIFORNIA

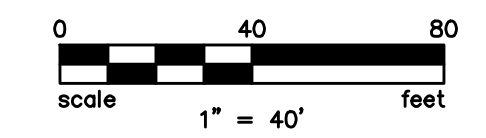

DECEMBER 2021



CIVIL ENGINEERS • URBAN PLANNERS • LAND SURVEYORS • LANDSCAPE ARCHITECTS
15 THIRD STREET, SANTA ROSA, CA 95401
TEL (707) 542-6451 FAX (707) 542-5212



SLOPE ANALYSIS LEGEND				
GROUP	COLOR	MIN SLOPE	MAX SLOPE	AREA
1	Yellow	0%	10%	8.02 AC
2	Light Green	10%	25%	0.91 AC
3	Dark Green	25%	Vertical	0.80 AC



SLOPE ANALYSIS
AFTER GRADING
PENSTEMON PLACE

SANTA ROSA, CALIFORNIA

DECEMBER 2021



CIVIL ENGINEERS • URBAN PLANNERS • LAND SURVEYORS • LANDSCAPE ARCHITECTS
15 THIRD STREET, SANTA ROSA, CA 95401
TEL (707) 542-6451 FAX (707) 542-5212

PROJECT No. 2015013.00

SHEET 1 OF 1

12/27/2021 2:31:17 PM Nuria Corona G:\2015\2015013\Drawings-CAD\15013-EM-Grading-Slope Analysis 2021-12-27 Alter Grading.dwg
 User: ncorona 15013-TM-NC 15013-TM-NC-FRAMES 15013-BND1 15013-TM-01