

Downtown Development Map Portal and Housing Dashboards

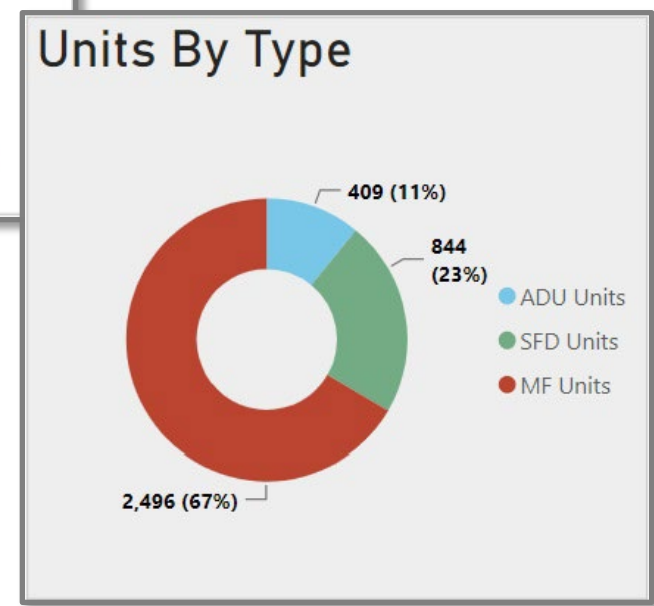
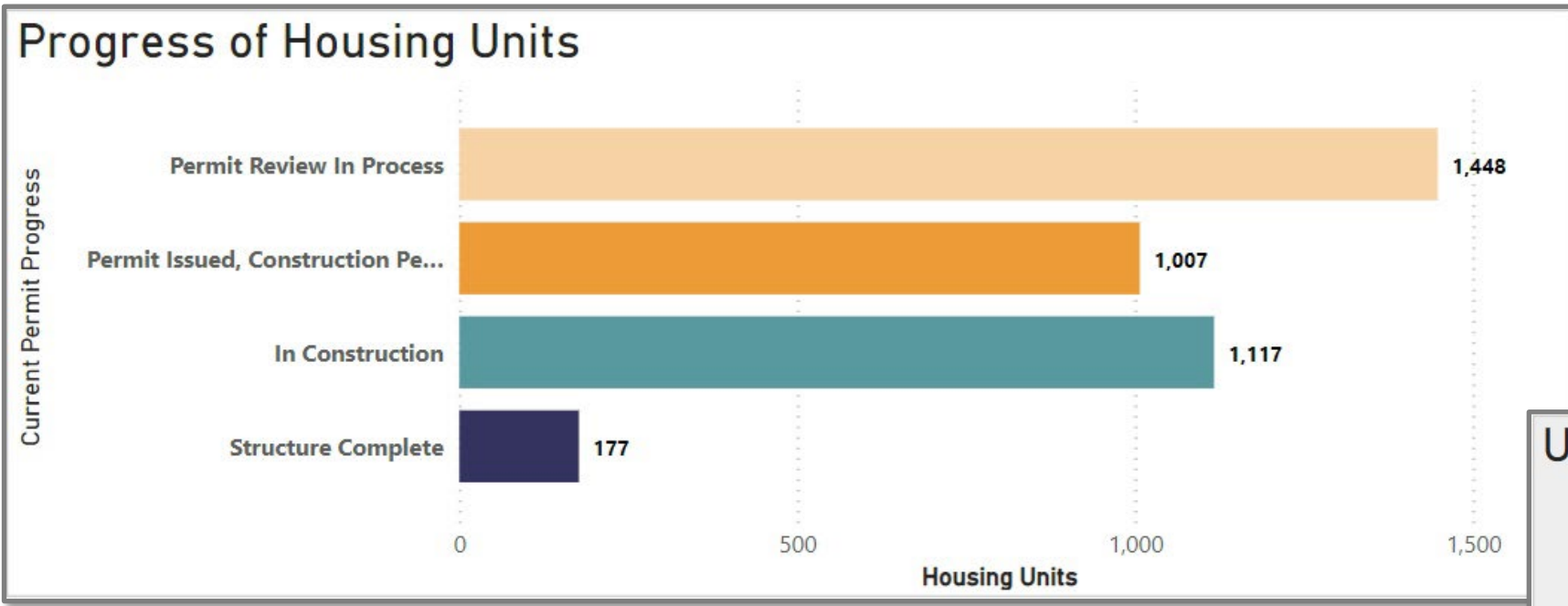
August 23, 2022

Staff Briefing

Deputy Director Gabe Osburn

PLANNING AND ECONOMIC DEVELOPMENT DEPARTMENT

Housing Dashboard



Units Applied For This Year	442	SFDs Applied For 14 Single Family Dwelling (SFD) Units	ADUs Applied For 52 Accessory Dwelling Units (ADU)
Units In Plan Review At Some Point This Year	1,932	SFDs Reached Plan Review 328 Single Family Dwelling (SFD) Units	ADUs Reached Plan Review 233 Accessory Dwelling Units (ADU)
Units Completed As Finaled This Year	177	SFDs Finaled 114 Single Family Dwelling (SFD) Units	ADUs Finaled 24 Accessory Dwelling Units (ADU)



UP DOWNTOWN SANTA ROSA



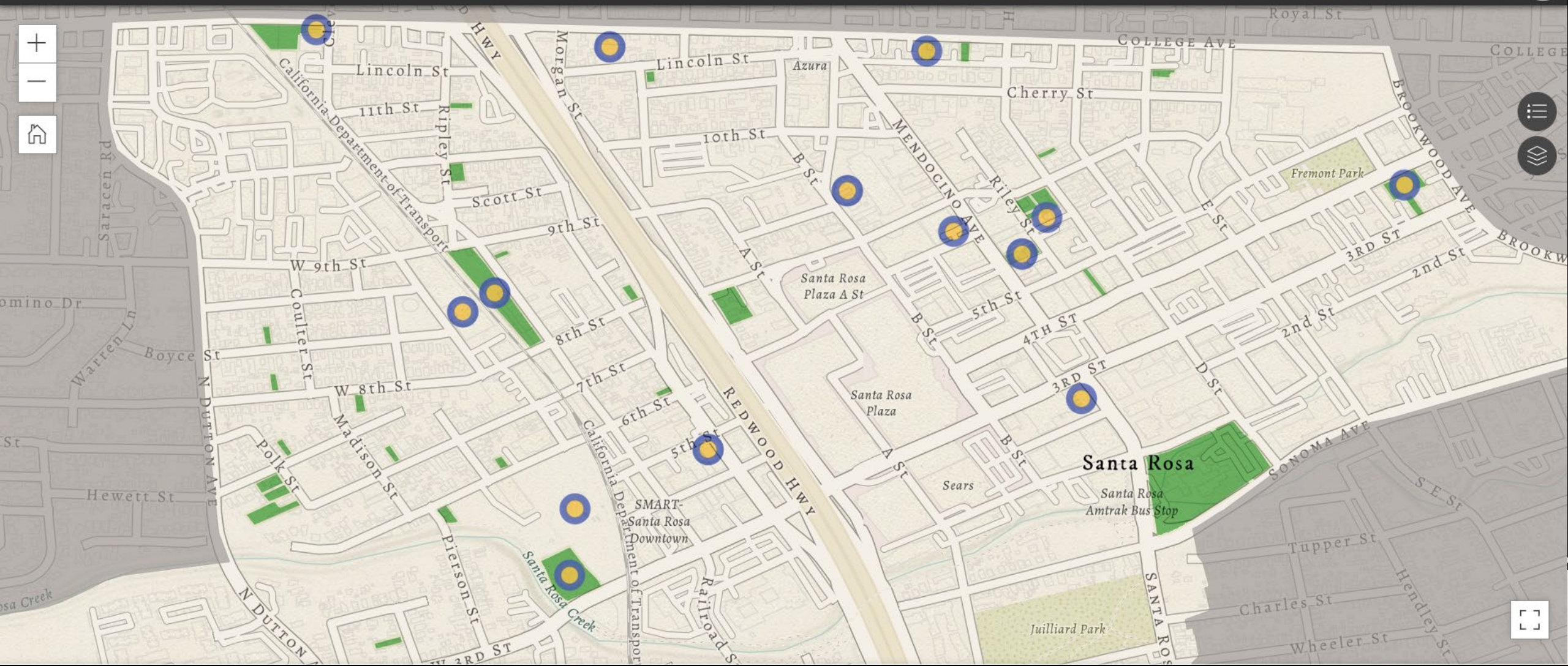
Downtown Development Map Portal

Downtown Housing Development & Improvements

All Layers

Development Layers

Enhancements



Planning Record



1 Santa Rosa Avenue

Proposal to demolish an existing structure and develop a 7-story, mixed-use building comprised of ground floor commercial space and 120 market-rate and affordable multi-family housing units consisting of studio, one-bedroom, and two-bedroom units, with ground floor amenity spaces, an outdoor courtyard, and a rooftop deck, in Downtown Santa Rosa.

Zoom to

Links to:

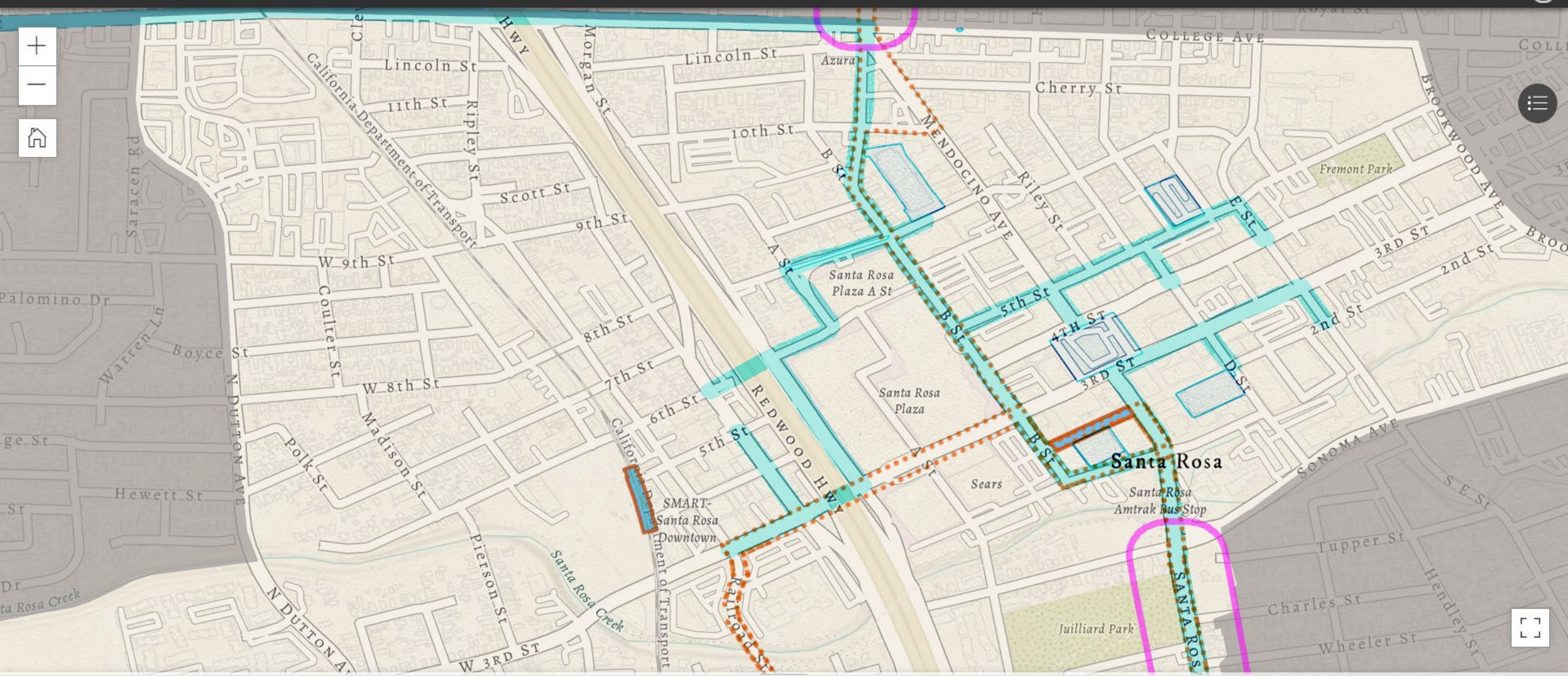
- [Project Files](#)
- [Permit Details and Timelines](#)

Downtown Housing Development & Improvements

All Layers

Development Layers

Enhancements



Transit Improvement

15 -minute frequency corridor

CityBus provides approximately 1.8 million rides per year or 6000 rides per weekday. Ridership on CityBus is within the top ten transit providers in the Bay Area. In total, there are 14 routes, with the completion of the Reimaging CityBus Plan, Phase I implementation in 2017, CityBus now has three corridors (Mendocino Ave., Sebastopol Rd and Santa Rosa Ave) operating 15-minute frequency during from 6:00 a.m. to 8:30 p.m. Monday - Saturday, with additional service on Sunday.

Zoom to

1 of 2

Links to:

- Project webpages
- Service specific resources

Downtown Housing

Development By The Numbers

Housing Units in the Building Permit Process

Applied

683

Since 2016

In Construction

228

Current Year

Finalized

131

Since 2016

Housing Dashboard and Downtown
Development Map Portal Available at:

srcity.org/ped

Gabe Osburn

Deputy Director of Development Services

gosburn@srcity.org

(707) 543-3853