



FY 2023-24 Budget Study Session Day 2

MAY 10, 2023

Fire Department

Police Department

Planning & Economic Development

Recreation & Parks

Transportation & Public Works

Santa Rosa Water

Capital Improvement Program

Department Review Schedule

May 10, 2023

Fire Department

PROPOSED BUDGET FY 2023-24

A solid green horizontal bar at the bottom of the page.

Fire Department – by Fund

Expenditures by Fund	2022-23 Budget	2023-24 Budget	\$ Change	% Change
General Fund	\$49,764,957	\$53,450,873	\$3,685,916	7.4%
Public Safety Special Tax- Fire	\$3,825,997	\$3,984,950	\$158,953	4.2%
Capital Improvement Fund	\$503,247	\$1,171,641	\$668,394	132.8%
Total	\$54,094,201	\$58,607,464	\$4,513,263	8.3%

Fire Department – by Program

Expenditures by Program	2022-23 Budget	2023-24 Budget	\$ Change	% Change
Fire Operations	\$39,850,578	\$43,365,406	\$3,514,828	8.8%
Public Safety Special Tax- Fire	\$3,825,997	\$3,984,950	\$158,953	4.2%
General Administration	\$6,156,406	\$6,379,390	\$222,984	3.6%
Fire Prevention	\$3,270,063	\$3,218,167	-\$51,896	-1.6%
CIP and O&M Projects	\$991,157	\$1,659,551	\$668,394	67.4%
Total	\$54,094,201	\$58,607,464	\$4,513,263	8.3%

General Fund Changes

- Salaries and benefits increased by \$1.5M
- REDCOM dispatch contract increased \$250K
- \$1.5M increase in vehicle replacement for the first year of the Fire Apparatus replacement program

Fire Department: Accomplishments

- Purchased Fire Engines with funding from the Equipment Replacement Program
- Obtained enhanced communications equipment
- Identified funding source for Fire Station 8 construction
- Funded and filled operational vacancies to achieve constant staffing
- Developed a new 5 Year Strategic Plan
- Eliminated plan review backlog and improved turnaround times.

Fire Department: Challenges

- Recruiting technical job classifications
- Controlling non-contract overtime costs
- Behavioral and physical health and wellness of employees
- Privacy retrofits or remodels of fire stations
- Supply chain delays in purchasing equipment and apparatus

Police Department

PROPOSED BUDGET FY 2023-24

A solid green horizontal bar at the bottom of the page.

Police Department – by Fund

Expenditures by Fund (All Funds)	2022-23 Budget	2023-24 Budget	\$ Change	% Change
General Fund	\$68,540,250	\$71,537,162	\$2,996,912	4.4%
Public Safety Special Tax – Police	\$4,209,676	\$7,330,550	\$3,120,874	74.1%
Federal Narcotics Asset Forfeiture	\$40,000	\$50,000	\$10,000	25.0%
Supplemental Law Enforcement	\$520,000	\$515,000	-\$5,000	-1.0%
State Narcotics Asset Forfeiture	\$150,000	\$150,000	\$0	0.0%
Total	\$73,459,926	\$79,582,712	\$6,122,786	8.3%

Police Department – by Program

Expenditures by Program	2022-23 Budget	2023-24 Budget	\$ Change	% Change
General Administration	\$9,591,804	\$10,613,090	\$1,021,286	10.6%
Technical Services	\$9,436,470	\$9,674,111	\$237,641	2.5%
Support Bureau	\$979,386	\$1,006,260	\$26,874	2.7%
Public Safety Special Tax – Police	\$4,209,676	\$7,330,550	\$3,120,874	74.1%
Field Services	\$37,918,722	\$39,524,598	\$1,605,876	4.2%
Investigative Services	\$10,969,445	\$11,016,603	\$47,158	0.4%
CIP and O&M Projects	\$354,423	\$417,500	\$63,077	17.8%
Total	\$73,459,926	\$79,582,712	\$6,122,786	8.3%

General Fund Changes

- \$2M increase in Salaries & Benefits; mostly due to COLAs, Benefit increases including a \$445K increase in Healthcare & \$300K increase in Overtime.
- \$238K increase in equipment repair & garage services.
- \$75K increase due to Sonoma County Public Safety Consortium increase.
- \$50K increase due to Large Vehicle Towing.
- Eliminated 1.0 FTE vacant Police Technician and added 1.0 FTE Field & Evidence Technician.

Police Department: Accomplishments 1 of 2

- Implemented new Sideshow Ordinance
- Recruited and hired 35 new employees
 - Implemented lateral police officer and communications dispatcher hiring incentive
- Staff attended 22,905 hours of training and 253 different courses
 - All sworn staff attended the newly developed implicit bias training
- Expanded onsite employee wellness coordinator to a full-time basis
- Implemented Restorative Justice Program for Youth

Police Department: Accomplishments 2 of 2

- Launched data led proactive policing initiative
- Introduced new K9 Ghost as the first K9 trained for firearm detection
- Increased community engagement and outreach
 - Gun buy-back program taking 423 guns out of the community
- Renewed focus on removing dangerous RV's that are negatively impacting our neighborhoods

Police Department: Challenges 1 of 2

- Recruitment and retention of qualified staff
- Increase in violent crimes
 - 12 homicides in 2022; 7 related to gun violence
 - 236 firearms and 74 ghost guns seized
 - 62% increase in sideshow activity from 2021;
 - Cause significant roadway damage and are a catalyst for shootings and injuries associated with vehicle collisions

Police Department: Challenges 2 of 2

- Increase in fatal collisions
 - 8 fatal collisions in 2022
- Longer response times for priority one calls
- Employee mental health and wellness

Planning & Economic Development

PROPOSED BUDGET FY 2023-24

A solid green horizontal bar at the bottom of the page.

Planning & Economic Development – by Fund

Expenditures by Fund	2022-23 Budget	2023-24 Budget	\$ Change	% Change
General Fund	\$17,333,340	\$17,604,609	\$271,269	1.6%
Art In-lieu Fund	\$243,625	\$235,800	-\$7,825	-3.2%
Santa Rosa Tourism BIA Fund	\$500,000	\$500,000	\$0	0.0%
EPA Brownfields Grant	\$0	\$865,285	\$865,285	n/a
Admin Hearing Fund	\$103,000	\$103,000	\$0	0.0%
Total	\$18,179,965	\$19,308,694	\$1,128,729	6.2%

Planning & Economic Development – by Program

Expenditures by Program (All Funds)	2022-23 Budget	2023-24 Budget	\$ Change	% Change
General Administration	\$4,081,178	\$5,317,785	\$1,236,607	30.3%
Permit Services	\$1,274,668	\$1,219,277	-\$55,391	-4.3%
Building Plan Review	\$1,887,258	\$1,709,658	-\$177,600	-9.4%
Building Inspection	\$1,008,728	\$1,017,448	\$8,720	0.9%
Planning Development Review	\$2,162,756	\$1,591,115	-\$571,641	-26.4%
Advance Planning	\$761,531	\$562,357	-\$199,174	-26.2%
Engineering	\$3,524,444	\$3,548,337	\$23,893	0.7%
Economic Development	\$738,523	\$902,996	\$164,473	22.3%
Code Enforcement	\$1,349,783	\$1,333,792	-\$15,991	-1.2%
Neighborhood Revitalization Program	\$303,910	\$188,630	-\$115,280	-37.9%
CIP and O&M Projects	\$1,087,186	\$1,917,299	\$830,113	76.4%
Total	\$18,179,965	\$19,308,694	\$1,128,729	6.2%

General Fund Changes 1 of 2

- 1.0 Code Enforcement Officer added +\$150K
- 1.0 FTE Senior Administrative Assistant reclassified to 1.0 FTE Administrative Analyst
 - Corresponding reduction to professional services (\$76K)
- 1.0 Technology Application Specialist added +\$122K
- Elimination of 1.0 FTE Limited Term Senior Planner

General Fund Changes 2 of 2

- SR Metro Chamber contract +\$100K one-time
- Community Promotions moved from CMO to PED + \$105K
- Reorganization of Administrative staff under General Administration program

Planning & Economic Development: Accomplishments 1 of 2

- Significant progress towards housing production:
 - Completed 461 housing units in 2022; including 83 affordable units
 - Issued building permits for 1,419 housing units in 2022; including 377 affordable units
 - Granted land use approvals for 1,248 housing units, including 57 affordable units
 - Supporting inspections for 1800 units under construction
 - Supporting 2300 units in plan review or pending permit issuance
- Launched srcity.org/Dashboards
 - Real time development dashboards and reports
 - New quarterly reports for Pending Development and Economic Development

Planning & Economic Development: Accomplishments 2 of 2

- Entered final year of General Plan Update process
 - Completed the Preferred Alternative process
 - Adopted the City's Housing Element & Applied for Pro-Housing Designation
 - Started the Environmental Impact Report process
 - Started the Draft Plan and policy development process
- Adopted Gas Station Ban Ordinance; largest City in the US to do so
- Attracted downtown investment through UPdowntown incentives and efforts
- Launched upstream economic investments
 - Guaranteed Basic Income program
 - College Savings Accounts program
 - Small Business Facade Improvement Program
 - Childcare Support Facility Fund program

Planning & Economic Development: Challenges 1 of 2

- Balancing Council Goals work plan expectations while achieving excellence in Core Services performance:
 - PED leads 21 of the 58 work plan items
 - Completion of the General Plan Update – Draft Plan and EIR
 - Completion of a Climate Action Plan
 - Completion of Short Term Rentals Ordinance Amendments
 - Support for Roseland Business District formation
 - Maintaining momentum with housing production and downtown investment
 - Meeting customer service demands in permits, records and enforcement
 - Balance cost of service with permit fees - Fee Schedule Update
 - Strategic modernization of Development Services – Strategic Plan

Planning & Economic Development: Challenges 2 of 2

- Emerging/new initiatives
 - South Santa Rosa Specific Plan 2023-2028
 - Comprehensive Design & Construction Standards Update
 - Resilient City Development Measures Ordinance – Sunsets at end of year
 - Supplemental Density Bonus – Sunsets at end of year
 - Vacant Properties and Nuisance Ordinances
 - Downtown wayfinding – focused sign code update
 - *South Santa Rosa Specific Plan (w/ or w/o annexation)*
 - *Graffiti Abatement Program*
 - *Support for expedited processing of major housing proposals*
 - *Chanate, Elnoka, Todd Creek, Lance Dr*
 - *Impact Fee Study – compliance with AB602*
 - *Consideration of a Roseland Overlay District to preserve character*

Parks & Recreation

PROPOSED BUDGET FY 2023-24

A solid green horizontal bar at the bottom of the page.

Parks & Recreation – by Fund

Expenditures by Fund (All Funds)	2022-23 Budget	2023-24 Budget	\$ Change	% Change
General Fund	\$10,070,591	\$17,956,499	\$7,885,908	78.3%
Public Safety Special Tax	\$2,425,756	\$2,581,463	\$155,707	6.4%
Change For Kids Fund	\$176,460	\$246,522	\$70,062	39.7%
Expendable Fund-No Interest Allocation	\$0	\$100,000	\$100,000	n/a
Measure M Parks	\$0	\$2,767,980	\$2,767,980	n/a
Special Assessment Tax District	\$0	\$134,809	\$134,809	n/a
Bennett Valley Golf Course Ops	\$0	\$272,075	\$272,075	n/a
Taxable Golf Bond Debt Service	\$0	\$130,747	\$130,747	n/a
Tax-exempt Golf Bond Debt Service	\$0	\$267,166	\$267,166	n/a
Railroad Square Maintenance Fund	\$0	\$9,250	\$9,250	n/a
Capital Improvement Fund	\$0	\$8,613,239	\$8,613,239	n/a
Total	\$12,672,807	\$33,079,750	\$20,406,943	161.0%

Parks & Recreation – by Program

Expenditures by Program (All Funds)	2022-23 Budget	2023-24 Budget	\$ Change	% Change
General Administration	\$2,744,462	\$2,931,341	\$186,879	6.8%
Fee-Based Recreation	\$1,337,570	\$1,492,856	\$155,286	11.6%
Parks and Landscape Maintenance	\$0	\$7,529,828	\$7,529,828	n/a
Aquatics	\$1,954,224	\$2,042,511	\$88,287	4.5%
Neighborhood Services	\$3,218,118	\$3,487,485	\$269,367	8.4%
Community Centers	\$2,235,737	\$1,939,476	-\$296,261	-13.3%
Regional Parks	\$0	\$312,039	\$312,039	n/a
Regional Parks & Permits	\$867,696	\$1,045,987	\$178,291	20.5%
Bennett Valley Golf Course	\$0	\$669,988	\$669,988	n/a
CIP and O&M Projects	\$315,000	\$11,628,239	\$11,313,239	3591.5%
Total	\$12,672,807	\$33,079,750	\$20,406,943	161.0%

General Fund Changes

- Moved Parks Planning (5.0 FTE) and Parks Maintenance (26.0 FTE) divisions to the newly formed Parks & Recreation Department, totaling \$9.6M O&M and \$5.4M in capital projects from Transportation & Public Works.
- Addition of 1.0 FTE Director of Parks & Recreation (\$240K); offset partially by elimination 1.0 FTE vacant Senior Administrative Assistant position (-\$120K)
- Addition 1.0 FTE Assistant Parks Planner (\$99K) – funded by Measure M
- Moved Community Engagement Program and 2.0 FTEs to CIRO

Parks & Recreation: Accomplishments – Recreation 1 of 2

- Welcomed over half-million recreation participants to community centers, parks, pools and sports fields.
- On track to exceed 85% pre-Covid revenue recovery goal.
- Created Recreation Permit desk (sports field permits, park permits and picnic reservations) at Steele Lane Community Center and Facility Rental desk (Finley, Steele Lane, historical sites and clubhouses) at Finley Community Center to streamline customer service.

Parks & Recreation: Accomplishments – Recreation 2 of 2

- Resumed City Sluggers and City Booters and brought on National Academy of Athletics to provide a variety of youth sports serving a total of 850 youth.
- Completed agreements with local School Districts for Neighborhood Services summer camp (Recreation Sensation) allowing us to serve 400 youth.
- Increased Neighborhood Services youth membership by 17% after adding priority neighborhoods as a qualifying factor.

Parks & Recreation :

Accomplishments – Parks Planning

- Secured \$12.5M in grant funding to begin construction of Kawana Springs Community Park (\$2.9M); Martin Luther King Jr Park (\$5.2M); Lower Colgan Creek Park & Creek Restoration (\$4.4M)
- Parks Capital Projects
 - Playground installation at Colgan Creek Neighborhood Park
 - Completed construction drawings of Kawana Springs Community Garden and Finley Aquatic Center
 - Picnic Area upgrades of DeTurk Round Barn Park and Bayer Neighborhood Park
- BVGC – Operations and Maintenance Agreement with Touchstone
- Parks Condition Assessment – Phase 1 complete

Parks & Recreation : Accomplishments – Parks Maintenance

- Maintained 1,036 acres of parks and 65 acres of roadway landscapes
- Implemented the Volunteer Trailer to support parks volunteer events
- Facilitated 28 volunteer events including Park A Month
- Implemented an updated Adopt A Green Space program

Parks & Recreation: Challenges

- Provide appropriate funding and staff to support the acquisition of new park land in advance of development to meet the park development requirements of the General Plan
- Addressing challenges with weed removal and landscape maintenance of medians, facilities, and roadside landscaping
- Managing rising costs and aging infrastructure of City facilities
- Managing deadlines associated with grant funded projects and programs

Bennett Valley Golf Course Enterprise Fund Summary

	FY 2023-24 Proposed Budget
Revenue	\$443,553
Transfers In	229,070
Total	\$672,623
O&M Expenditures	\$272,075
Transfers Out	400,548
Total	\$672,623
Use of Reserves	\$0

BVGC Enterprise Fund Highlights

- Operations, Maintenance and Management Agreement with Touchstone
- Purchase of two hybrid greens mowers
- Restaurant and Event Center re-opened to the public on October 1, 2022
- Restaurant and Event center (Iron and Vine) exceeding performance expectations
- FY 2022-2023 rounds of golf are similar to FY 2021-2022
- Irrigation water storage system design in progress
- Increase in golf fees January 2023

Transportation & Public Works

PROPOSED BUDGET FY 2023-24

A solid green horizontal bar at the bottom of the page.

Transportation & Public Works – by Fund

Expenditures by Fund (All Funds)	2022-23 Budget	2023-24 Budget	\$ Change	% Change
General Fund	\$32,588,080	\$27,007,860	-\$5,580,220	-17.1%
Measure M - Parks 2019	\$171,042	\$0	-\$171,042	-100.0%
Special Assessment/ Tax Districts	\$125,043	\$0	-\$125,043	-100.0%
Utilities Administration Fund	\$1,206,881	\$1,274,342	\$67,461	5.6%
Municipal Transit Fund	\$13,693,693	\$14,861,923	\$1,168,230	8.5%
Paratransit Operations	\$1,525,830	\$1,711,308	\$185,478	12.2%
Bennett Valley Golf Course Operations	\$188,559	\$0	-\$188,559	-100.0%
Taxable Golf Bond Debt Service	\$132,736	\$0	-\$132,736	-100.0%
Tax-exempt Golf Bond Debt Service	\$262,625	\$0	-\$262,625	-100.0%
Storm Water Enterprise Fund	\$593,056	\$614,601	\$21,545	3.6%
Equipment Repair Fund	\$6,548,086	\$6,395,515	-\$152,571	-2.3%
Equipment Replacement Fund	\$13,065,147	\$14,222,789	\$1,157,642	8.9%
Railroad Square Maintenance Fund	\$7,460	\$0	-\$7,460	-100.0%
Capital Improvement Fund	\$29,765,418	\$25,835,395	-\$3,930,023	-13.2%
Total	\$99,873,656	\$91,923,733	-\$7,949,923	-8.0%

Transportation & Public Works – by Program

Expenditures by Program	2022-23 Budget	2023-24 Budget	\$ Change	% Change
General Administration	\$1,651,462	\$1,622,032	-\$29,430	-1.8%
Zero Waste Operations	\$166,670	\$278,014	\$111,344	66.8%
Transit	\$15,219,523	\$16,573,231	\$1,353,708	8.9%
Real Estate Services	\$619,613	\$743,400	\$123,787	20.0%
Capital Projects Engineering	\$2,928,341	\$3,384,031	\$455,690	15.6%
Facilities	\$5,482,411	\$5,674,725	\$192,314	3.5%
Materials Engineering	\$759,261	\$757,173	-\$2,088	-0.3%
Regional Parks	\$7,498,455	\$0	-\$7,498,455	-100.0%
Traffic	\$1,827,329	\$1,946,496	\$119,167	6.5%
Bennett Valley Golf Course	\$583,920	\$0	-\$583,920	-100.0%
Field Services	\$32,772,253	\$34,510,236	\$1,737,983	5.3%
CIP and O&M Projects	\$30,364,418	\$26,434,395	-\$3,930,023	-12.9%
Total	\$99,873,656	\$91,923,733	-\$7,949,923	-8.0%

General Fund Changes

- Moved Parks Planning (5.0 FTE) and Parks Maintenance (26.0 FTE) divisions to the newly formed Parks & Recreation Department, totaling \$9.6M O&M and \$5.4M in capital projects from Transportation & Public Works.

Transportation & Public Works: Accomplishments 1 of 3

Traffic Engineering

- Completed Local Road Safety Plans for Fourth St., Montgomery Dr. and N. Dutton
- Collaborated with CPUC and SMART to test first sanctioned pedestrian activated crossing adjacent to an active rail line

Engineering Services

- Funded Hearn Avenue Improvements Project Phase 3 in cooperation with SCTA
- Developed the City's first electric bus charging station for up to ten BEB
- Completed community outreach, hired preliminary design consultant and Project Manager for Hearn Community Hub project
- Invested \$49.2M in public infrastructure projects (Non-Enterprise = \$26.1M; Enterprise = \$23.1M)

Transportation & Public Works: Accomplishments 2 of 3

Real Estate

- Completed acquisition and relocation of three parcels for Hearn Community Hub
- Completed SLA process for four City owned parcels in Downtown
- Completed the acquisition and map change for the new Fire Station No. 5

Streets Maintenance

- Removed 4,190 yds of roadside & encampment debris, 9,376 graffiti tags and filled 5,123 potholes in calendar year 2022
- Constructed a temporary RV storage site to support the EEE team

Fleet Maintenance

- Developed vehicle purchasing policy for electric vehicle standards
- Completed the Telematics program by installing equipment on 750 fleet vehicles and integrating telematics data into Faster Fleet program
- Assisted in creating a replacement fund for fire apparatus

Transportation & Public Works: Accomplishments 3 of 3

Solid Waste

- Completed 4th Amendment to the Solid Waste Collection Services Agreement with Recology & MOU with Zero Waste Sonoma for SB 1383 implementation
- Secured \$192K in CalRecycle grant funding for SB 1383 implementation
- Collaborated with Recology and City team to develop and launch Clean SR neighborhood cleanup program

CityBus

- Took delivery of the City's first 4 BEBs; began revenue service in January 2023
- Secured \$8.6M in competitive state and federal grants for 6 additional BEBs and a second phase of bus charging infrastructure
- Continued transit integration work with SCT and Petaluma Transit including securing funding from the Sonoma County Climate Initiatives program for a two-year countywide fare free transit program for youth beginning July 1, 2023

Transportation & Public Works: Challenges

- Costs of services have continued to increase
 - Electricity and Natural Gas cost has increased significantly
 - Contract services have also increased for Janitorial, Alarms, Pest, etc.
- Staffing shortages impacting the ability to restore core services
 - Fleet Maintenance
 - Capital Projects Engineering
 - Transit
- Managing rising costs and aging infrastructure associated with City facilities
- Managing deadlines associated with grant funded projects and programs

Transit Enterprise Fund Summary

	FY 2023-24 Proposed Budget
Revenue	\$16,543,231
Transfers In	30,000
Total	\$16,573,231
O&M Expenditures	\$16,573,231
CIP Expenditures	-
Transfers Out	-
Total	\$16,573,231
Use of Reserves	\$0

Transit Enterprise Fund Highlights

- \$612K increase in overall fuel costs (electricity, diesel, gasoline) due to increased service, volatility in fuel markets, and uncertainty regarding electric bus fueling costs
- \$165K increase in Purchased Transportation contracted services (paratransit & Oakmont) due to higher labor costs
- \$63K increase in Professional Services includes staff augmentation for transit capital project delivery
- \$33K increase in Outside Services due to adding private security at the Transit Mall
- Remaining \$1.8 million in ARPA emergency relief funds in O&M budget

Santa Rosa Water

PROPOSED BUDGET FY 2023-24

A solid green horizontal bar at the bottom of the page.

Santa Rosa Water – by Fund

Expenditures by Fund (All Funds)	FY 2022-23 Budget	FY 2023-24 Budget	\$ Change	% Change
General Fund	\$698,045	\$804,466	\$106,421	15.2%
Water Funds	\$51,791,779	\$55,011,937	\$3,220,158	6.2%
Local Wastewater Funds	\$26,978,920	\$27,560,198	\$581,278	2.2%
Subregional Wastewater Funds	\$76,531,031	\$80,780,419	\$4,249,388	5.6%
Utilities Administration Fund	\$14,257,712	\$14,767,099	\$509,387	3.6%
Storm Water Funds	\$2,328,738	\$2,484,340	\$155,602	6.7%
Other Funds	\$54,575	\$46,570	-\$8,005	-14.7%
Capital Improvement Fund-Citywide	\$393,315	\$642,488	\$249,173	63.4%
Total	\$173,034,115	\$182,097,517	\$9,063,402	5.2%

Santa Rosa Water – by Program

Expenditures by Program (All Funds)	2022-23 Budget	2023-24 Budget	\$ Change	% Change
Administration	\$ 9,284,733	\$ 9,663,170	\$378,437	4.1%
Debt Service	\$ 27,662,823	\$ 27,668,744	\$5,921	0.0%
Water Resources	\$ 1,178,832	\$ 1,253,398	\$74,566	6.3%
Local Wastewater O&M	\$ 13,638,405	\$ 13,871,941	\$233,536	1.7%
Storm Water and Creeks	\$ 2,581,358	\$ 2,835,376	\$254,018	9.8%
Water O&M	\$ 21,123,300	\$ 21,628,057	\$504,757	2.4%
Wastewater Resource Distribution	\$ 7,875,922	\$ 8,667,361	\$791,439	10.0%
Wastewater Resource Recovery	\$ 28,461,797	\$ 31,726,010	\$3,264,213	11.5%
Purchase of Water	\$ 15,307,147	\$ 17,833,000	\$2,525,853	16.5%
Engineering Resources	\$ 3,578,455	\$ 3,610,531	\$32,076	0.9%
CIP and O&M Projects	\$ 42,341,343	\$ 43,339,929	\$998,586	2.4%
Total	\$ 173,034,115	\$ 182,097,517	\$9,063,402	5.2%

General Fund Changes

- 1.0 FTE new Quality Control Associate - 35% of this position if funded by the General Fund; remainder being charged to Stormwater enterprise and CIP.
- Other staffing cost increases include COLAS and benefits.

Santa Rosa Water: Accomplishments

- Responded to drought saving 1.8 billion gallons of water
- Secured funding for customers with arrearages due to COVID
- Initiated construction of the Ultraviolet Disinfection Replacement Project
- Began Lower Colgan Creek Restoration Project Phase 3
- Expanded our program for monitoring viruses in wastewater
- Produced 345 million gallons of water from wells providing \$607k savings to our rate payers
- Launched Our Water Future resiliency study

Santa Rosa Water: Challenges

- Water supply resiliency
- Aging infrastructure
- Urgent repairs needed for regional water reuse system
- Increasing expenditures for wholesale water, chemicals and electricity
- Staffing recruitment and retention

Water Enterprise Fund Summary

	FY 2023-24 Proposed Budget
Revenue Total	\$54,394,880
O&M Expenditures	40,382,126
CIP Expenditures	14,629,811
Underground Utility Fee	2,754,190
Debt Service	109,973
Total	\$57,876,100
Use of Water Reserves	(\$3,481,220)

Local Wastewater Enterprise Fund Summary

	FY 2023-24 Proposed Budget
Total Revenue	\$78,719,169
O&M Expenditures	14,054,941
CIP Expenditures	13,505,257
Utility Underground Fee	2,757,094
SRW Contribution to Regional Fund	52,597,463
Debt Service	3,751,453
Total	\$86,666,208
Use of Local WW Reserves	(\$3,105,439)
Use of Demand Fee Reserves*	(\$4,841,600)

* Use of Demand Reserves due to Deferred Payment Received in 2022

Subregional Enterprise Fund Summary

	FY 2023-24 Proposed Budget
Partner Contributions	19,509,424
SRW Contribution	56,458,889
Miscellaneous Revenue	5,322,734
Total	\$81,291,037
O&M Expenditures	43,822,675
CIP Expenditures	10,000,000
Debt Service	26,957,524
Total	\$80,780,199
Surplus*	\$510,838

*Additional Operating Reserve Paid by Regional Partners

Citywide Capital Improvement Program

PROPOSED BUDGET FY 2023-24

A solid green horizontal bar at the bottom of the page.

Sample of Citywide Assets – Total Value \$5 Billion



620 Miles of Water Mains
29,437 Water Valves
21 Reservoirs



339 Miles of Storm Drain
18,469 City-maintained Structures
94 Miles of Creeks and Culverts



6,555 Hydrants



597 Miles of Sewer Mains
12,405 Sewer Manholes
17 Sewer Lift Stations



109 Parks (1,036 Acres)
Playground Equipment,
Picnic Tables, Grills



214 Traffic Signals
81 Pedestrian Flashers



Miles of Road:
512 Centerline Miles
1,134 Lane Miles



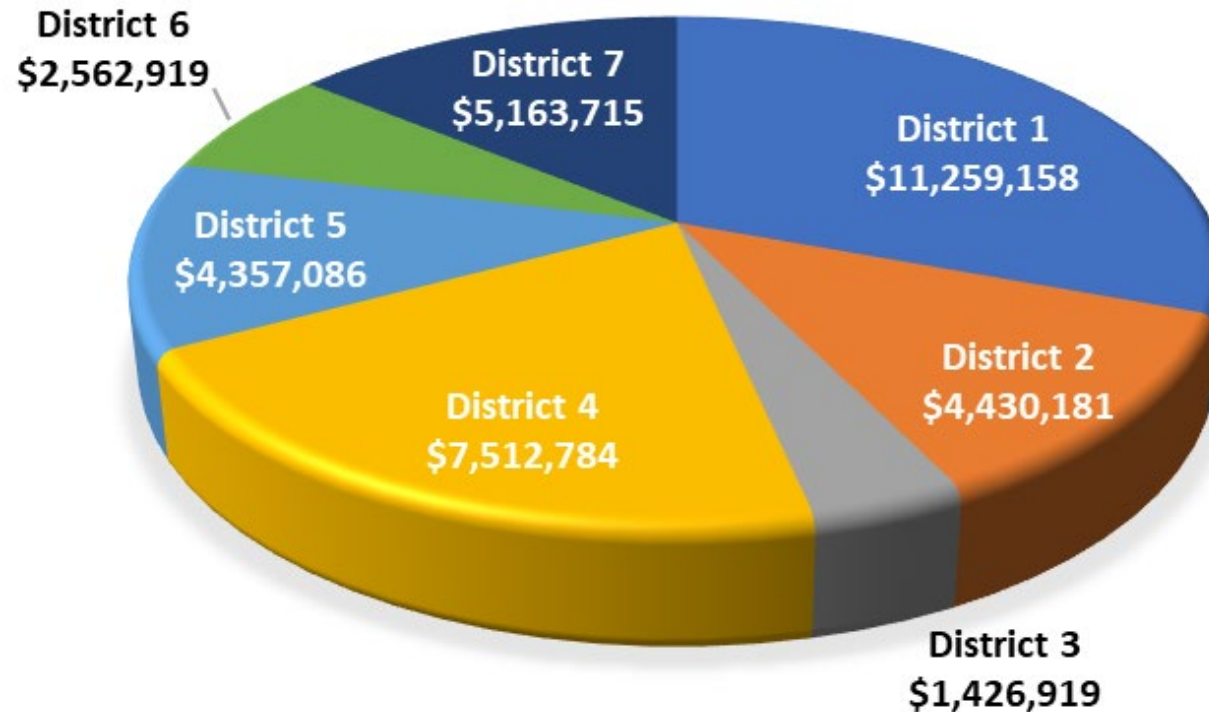
116 City-Owned Facilities
City Hall, Fire Stations, Public Safety
Building, Finley Community Center




Laguna Treatment Plant

TPW, Parks, Fire and General Fund CIP Funding By Council District

Total
\$36,712,763



Where Do Projects Come From?



Council-adopted Planning Documents

- General Plan
- Council Goals

Master Plans

- Bicycle and Pedestrian Master Plan
- Water Master Plan
- Sanitary Sewer Master Plan
- City-wide Creek Master Plan
- Ground Water Master Plan
- Recreation & Parks Business and Strategic Action Plan
- Park Master Plans

Area Plans

- Downtown Station Area Specific Plan
- North Station Area Plan
- Roseland Area/Sebastopol Road Specific Plan

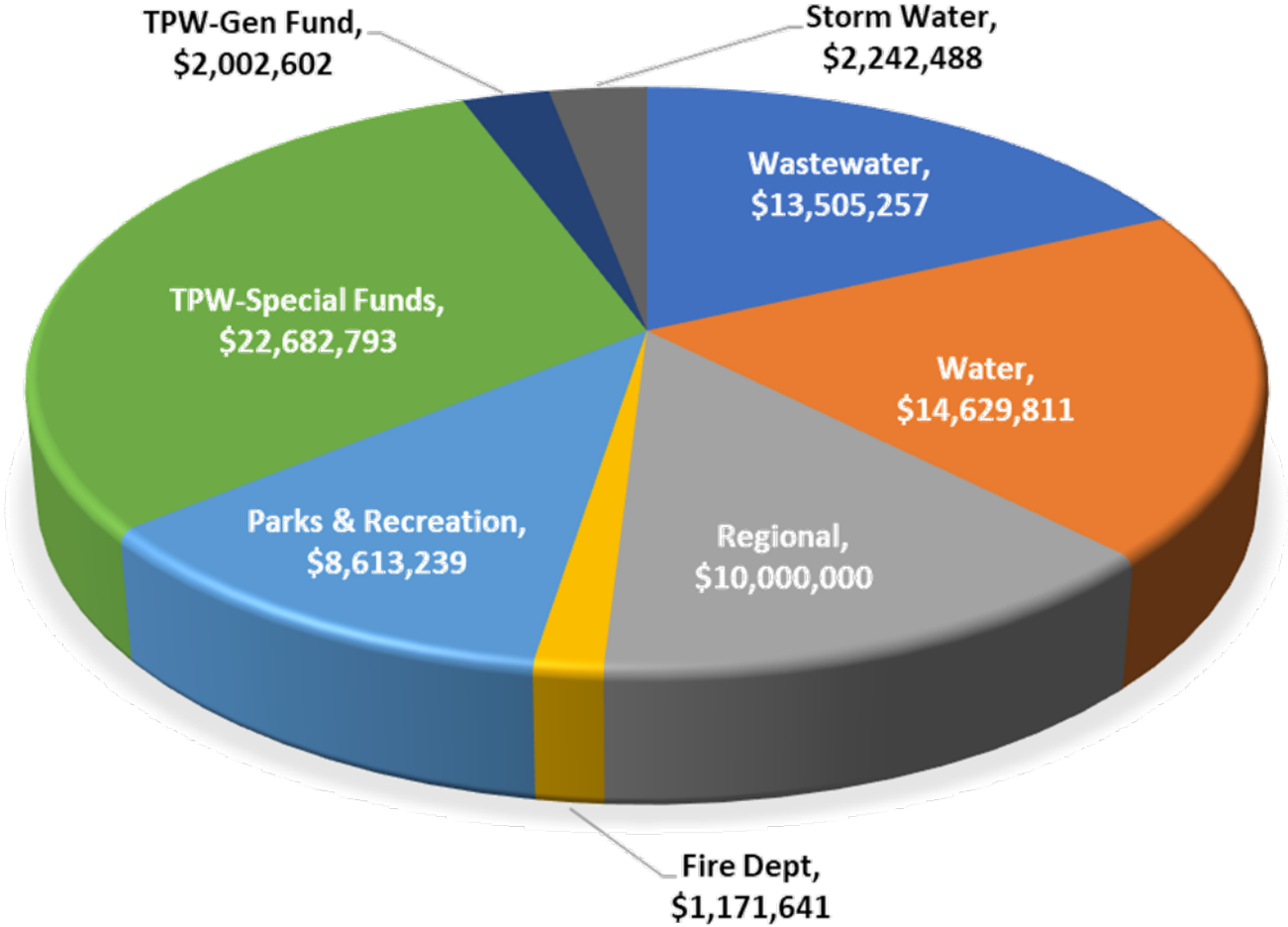
Climate Action Plan

Community Advisory Board (CAB)

Community Input

CIP FY 2023-24 Funding Sources

Total
\$74,847,831



General Fund Proposed CIP Budget

General Fund	Proposed Budget
ADA Settlement – Facilities Projects	\$1,200,000
Roseland Lighting District	\$60,602
D St Garage Ground Investigation	\$80,000
Roseland Pavement Maintenance	\$662,000
Total General Fund CIP Projects	\$2,002,602

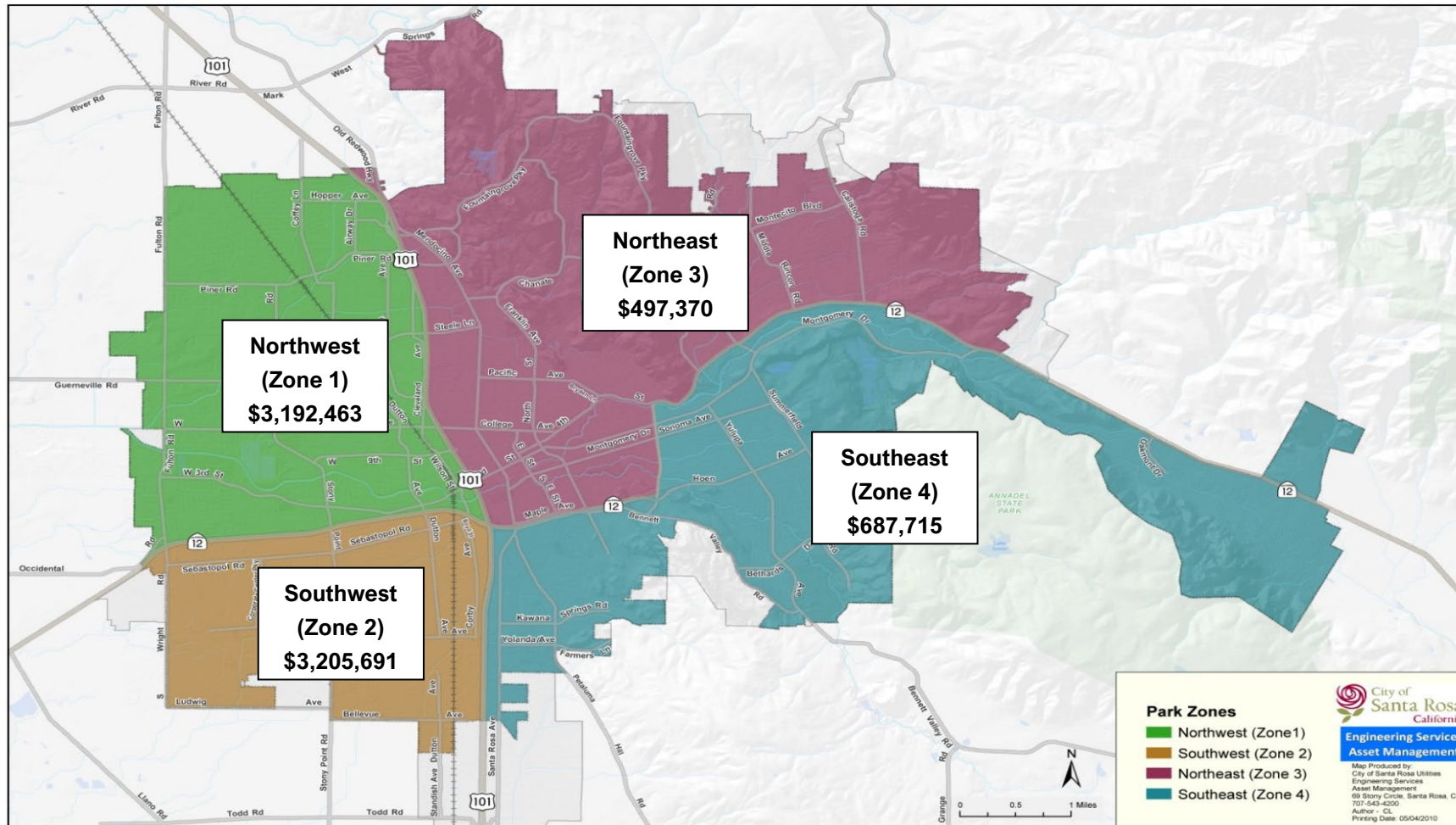


Fire Department Proposed CIP Budget

Capital Facilities Fees – Fire	Proposed Budget
Fire Training Center Improvements	\$390,547
New Fire Station – Kawana Springs	\$390,547
Temporary Fire Station 5	\$390,547
Total Capital Facilities Fees – Fire Projects	\$1,171,641



Park Development Impact Fee Zones



Parks & Recreation Proposed CIP Budget

Park Development Fees	Proposed Budget
Northwest Zone Play Equipment	\$3,192,463
Southwest – Colgan Bellevue Park	\$3,205,691
Northeast – Fremont Park	\$497,370
Southeast Community Park	\$687,715
Total Park Development Fund Projects	\$7,583,239

Measure M Fund	Proposed Budget
Parks (legacy)	\$1,030,000
Total Park Measure M Fund Projects	\$1,030,000
Total Parks Projects	\$8,613,239

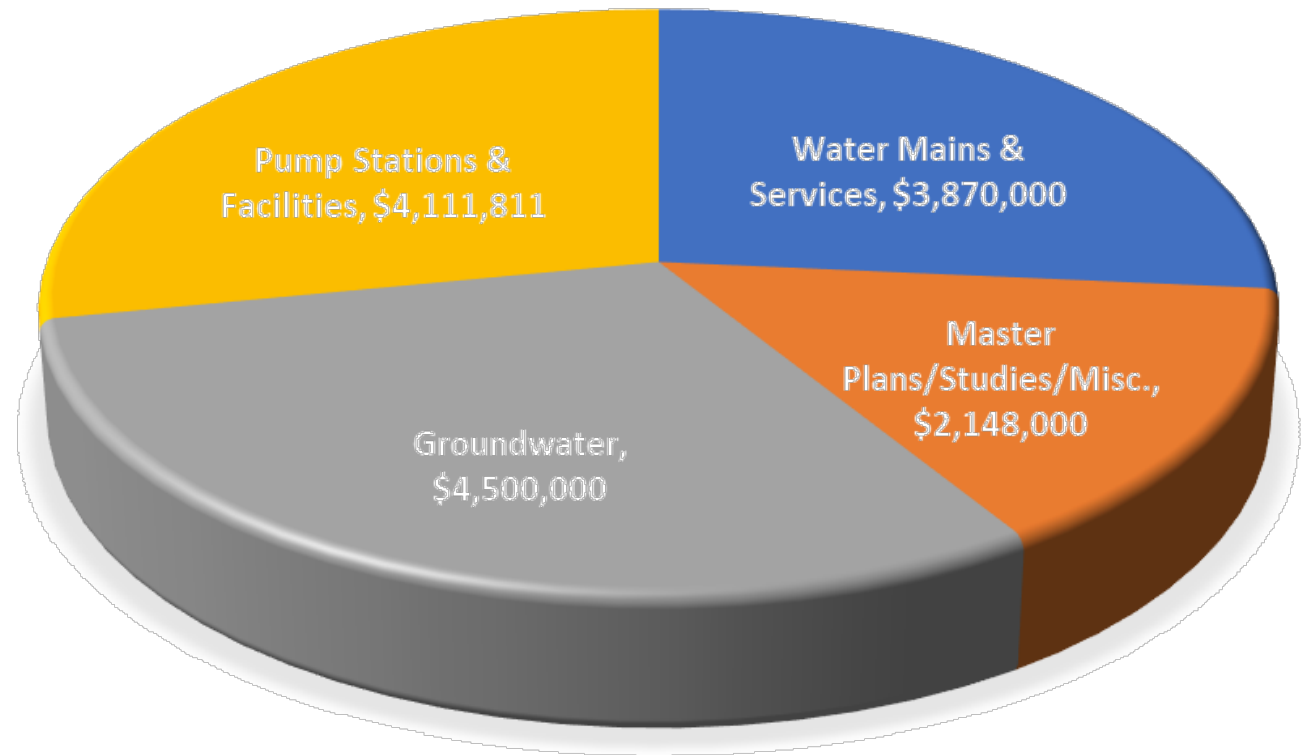


Santa Rosa Water Proposed CIP Budget

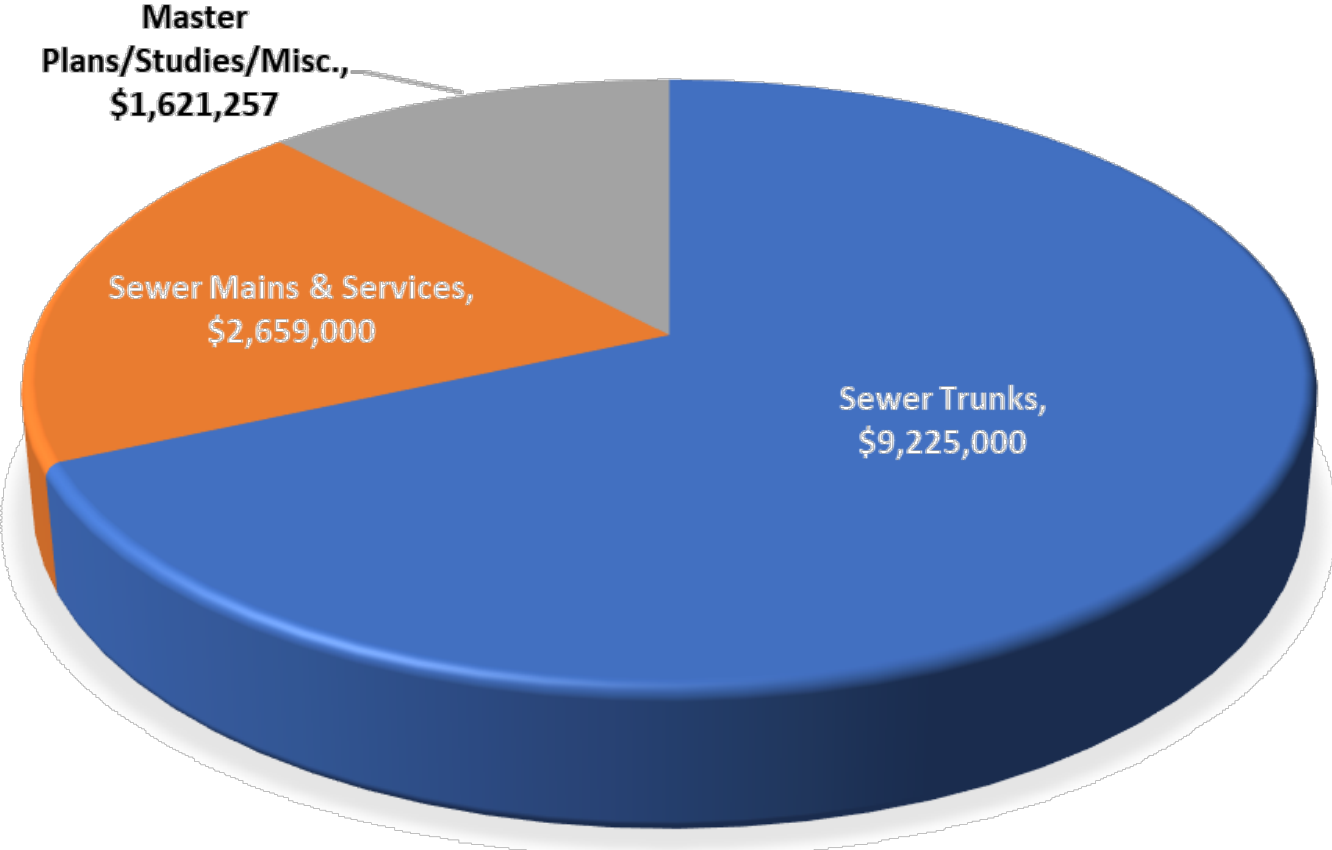


Water Proposed CIP Budget

Total
\$14,629,811



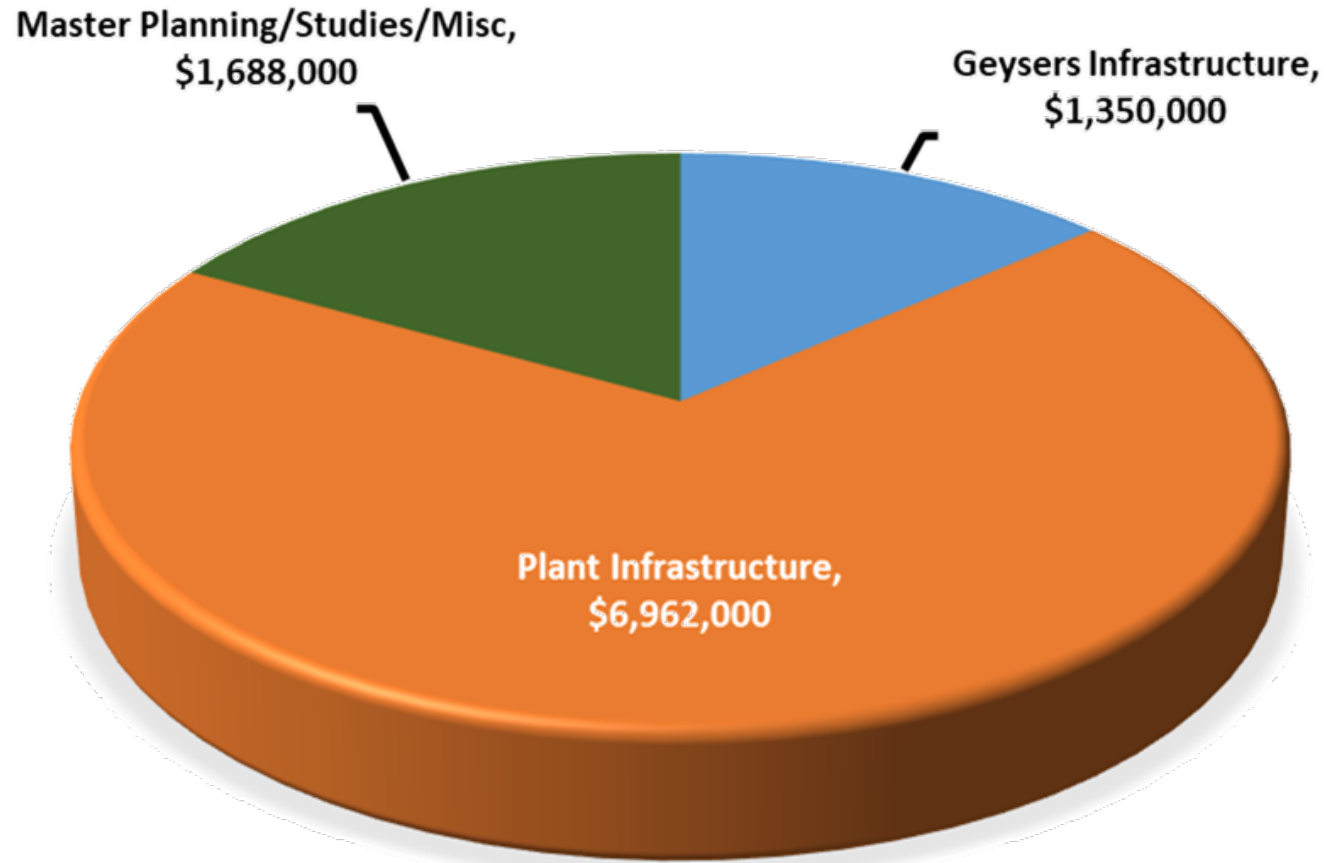
Wastewater Proposed CIP Budget



Total
\$13,505,257



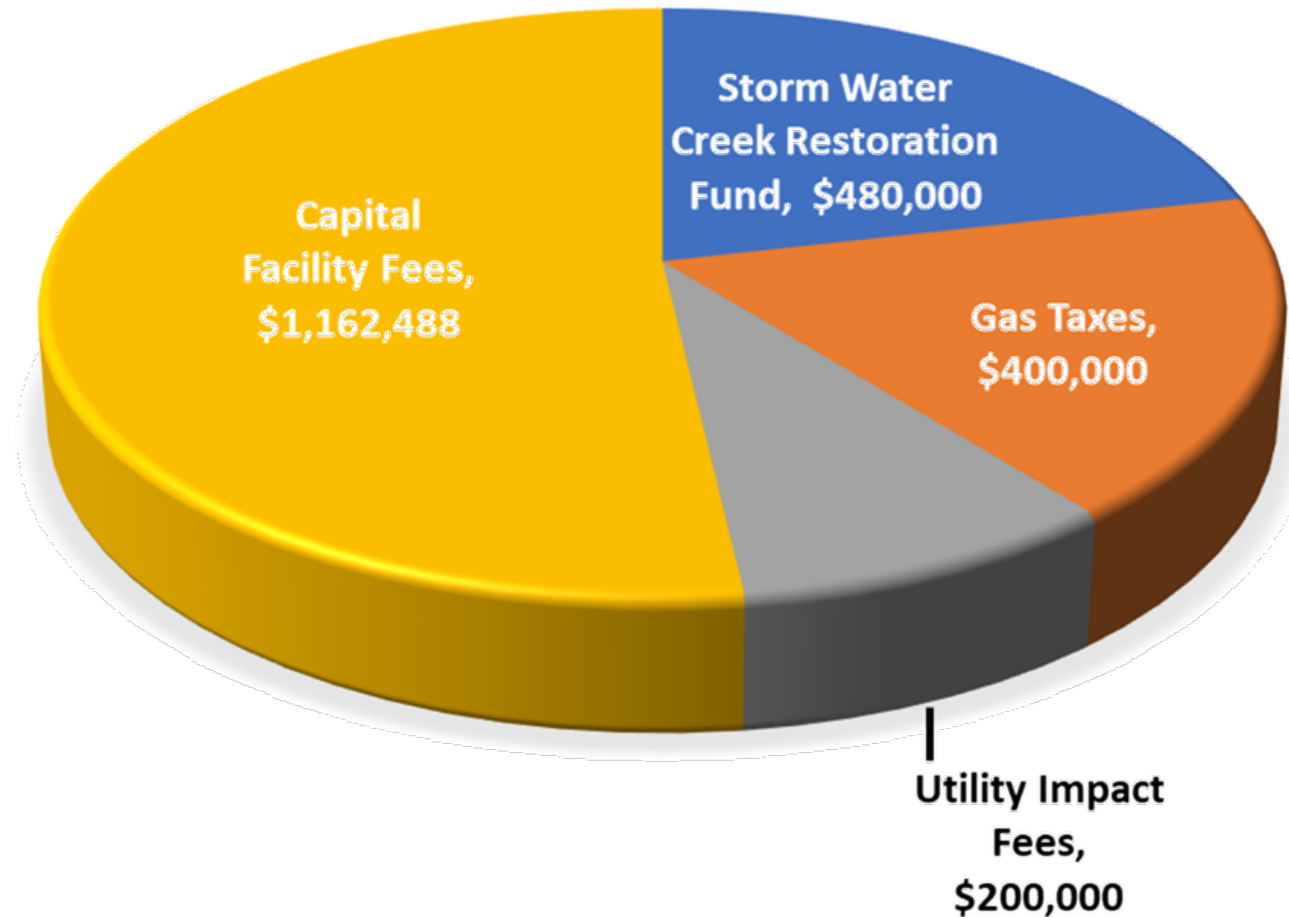
Regional Proposed CIP Budget



Total
\$10,000,000

Storm Water & Creeks Proposed CIP Budget

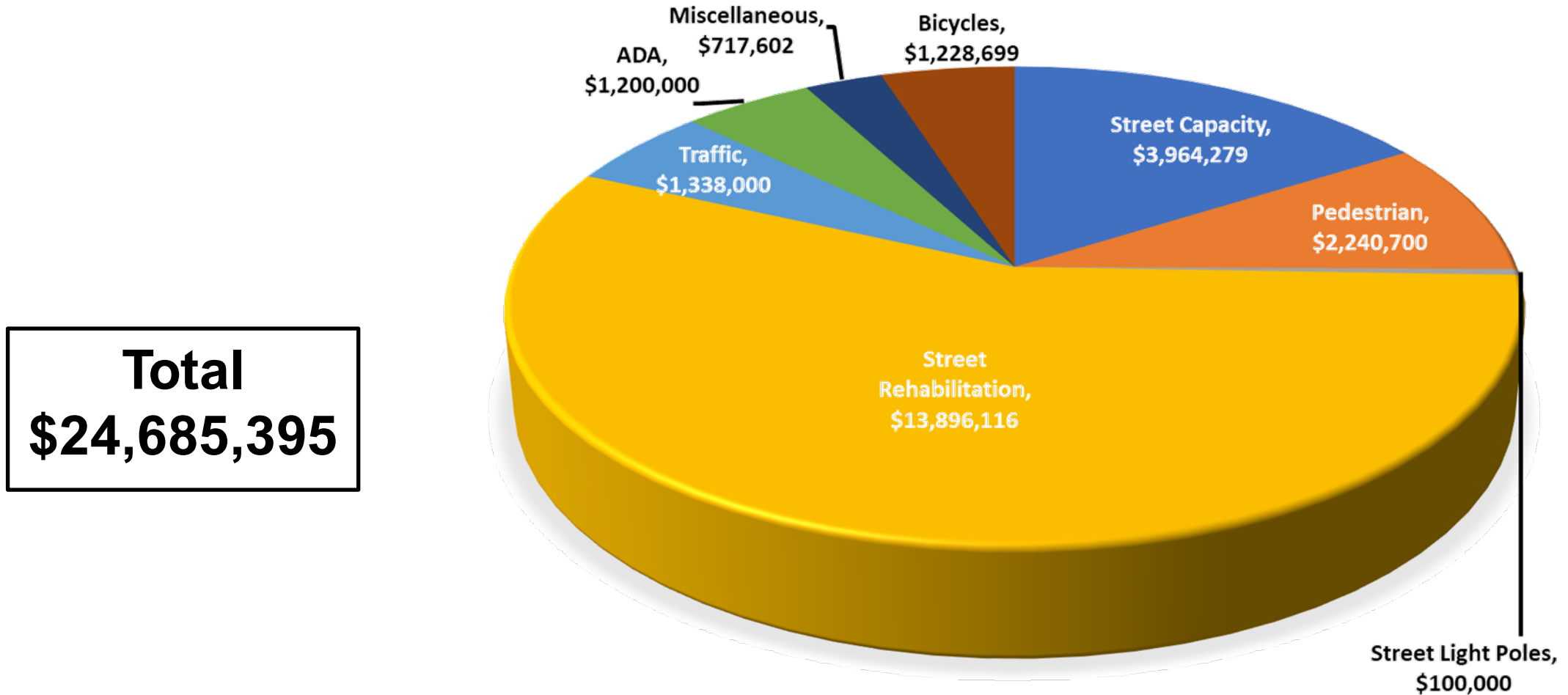
Total
\$2,242,488



Transportation & Public Works Proposed CIP Budget



Transportation & Public Works Proposed CIP Budget by Project Type



Questions?