

Water & Recycled Water Supply Update

City Council Meeting

April 13, 2021

Jennifer Burke – Water Director

Peter Martin – Deputy Director Water Resources

Emma Walton – Deputy Director Water Reuse



OUR FUTURE IN EVERY DRÖP

Russian River Water Supply

- Diversion, storage and minimum instream flows governed by Decision 1610
- 2nd Dry year (2019-2021)
- Historically low storage levels for Lake Mendocino and Lake Sonoma



2021 Sonoma Water Temporary Urgency Change Order

SWRCB issued TUCP Order Approving changes

- Conditions changed from **NORMAL** to **CRITICAL**
- Affects instream flows in Upper Russian River only
- Current Instream Flow: Upper Russian River – 25 CFS reduced from 75 CFS

Additional Terms and Conditions for Sonoma Water

- Reporting: Conservation Activities, Water Quality and Fish Monitoring
- Implement framework / methodology for water diversion accounting in the Upper Russian River

2021 Regional Response

It is very likely that:

1) *Sonoma Water will File another TUCP:*

- Seeking approval to continue reduced flows in the Upper Russian River, and
- Requesting to reduce flows in the Lower Russian River, which would preserve water in Lake Sonoma
- Recommending reduction in diversions

2) *Reduced diversions from Russian River will be required:*

- Leading to a request for water contractors to reduce water use
- Timing and exact amount of conservation required still being determined

Dry Year Conditions Summary

Without additional rainfall it is likely this year will be the driest water year on record (1976-1977).

Sonoma Water's two reservoirs are at their lowest levels *for this time of year* in their history of operation.

- Santa Rosa Water Staff are working with Customers to:
- Save Water Now: Fix leaks in homes and businesses
 - Take Advantage of WUE Programs and Rebates; and
 - Prepare their irrigation systems for summer

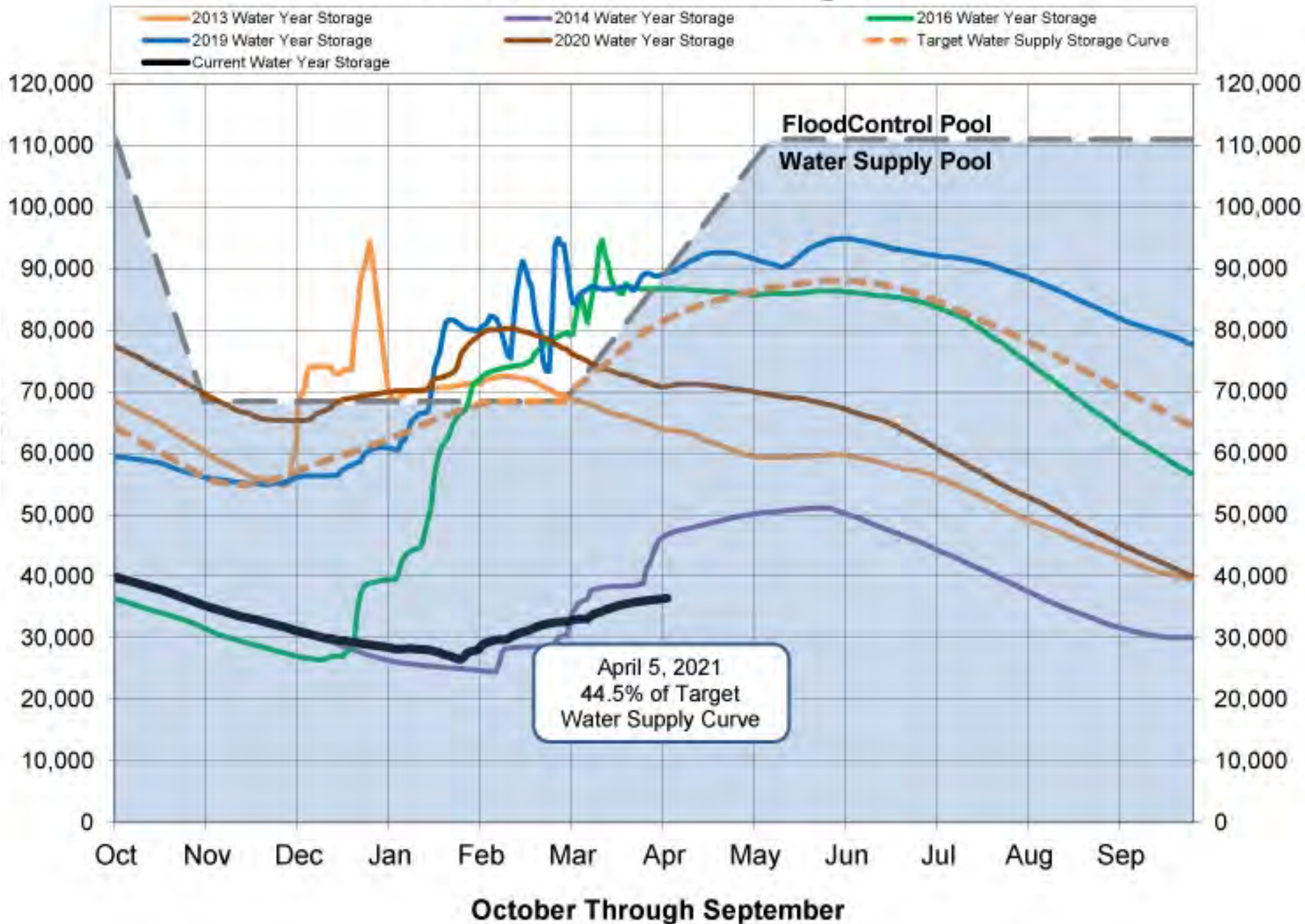
Water Year Rainfall Totals to Date

Location	Rainfall Oct 1 – April 5, 2021	Percentage of Normal*
Ukiah	13.19"	40%
Santa Rosa	12.77"	39%

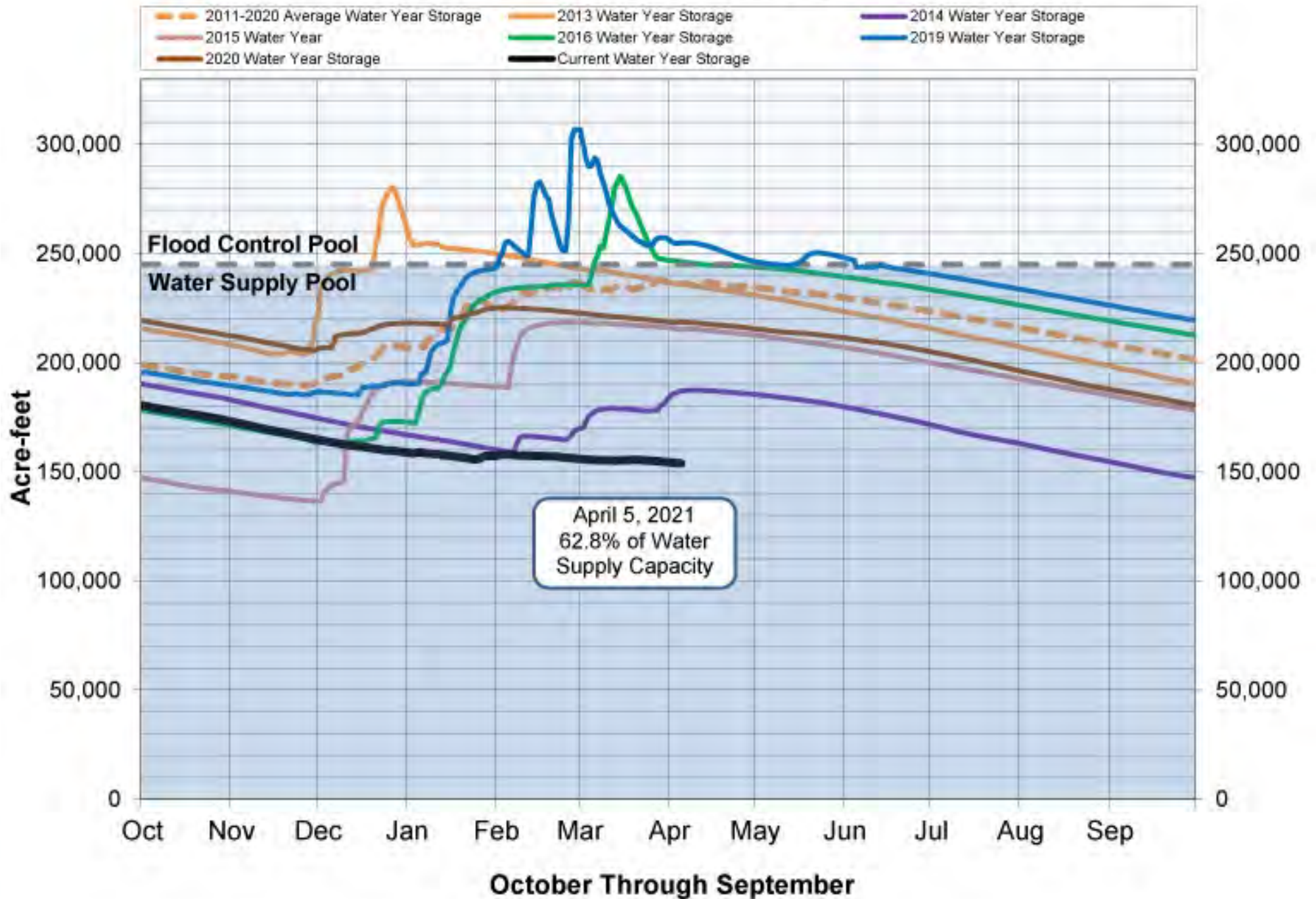
Source: CA-NV River Forecast Center

*Percentage of Normal based on 1981-2010 Averages

Lake Mendocino Storage



Lake Sonoma Storage



Sonoma-Marin Saving Water Partnership

REGIONAL AWARENESS CAMPAIGN

- ✓ *Dry Year Messaging & Impacts*
- ✓ *Water saving tips*
- ✓ *Direct public to rebates*

<http://www.savingwaterpartnership.org/>



SMSWP Outreach Messaging

**It's A Dry Year.
Save Water With Us.**



**Use a broom
instead
of a hose**
**Sweep patios,
driveways and
decks**



**For water saving tips visit:
SavingWaterPartnership.org**

**It's A Dry Year.
Save Water With Us.**



- Find and fix leaks
- Perform a toilet dye test
- Check outdoor irrigation



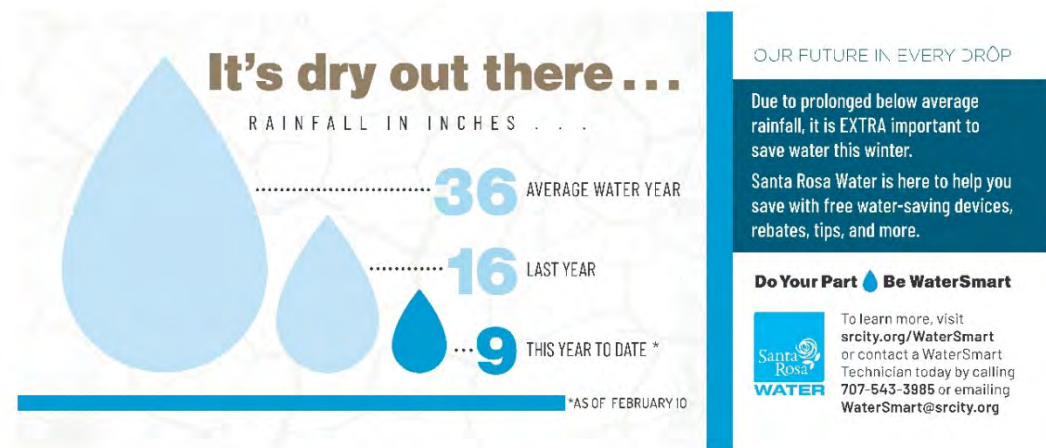
**More Water-Saving Tips:
SavingWaterPartnership.org**

Santa Rosa Water Winter Outreach Activity

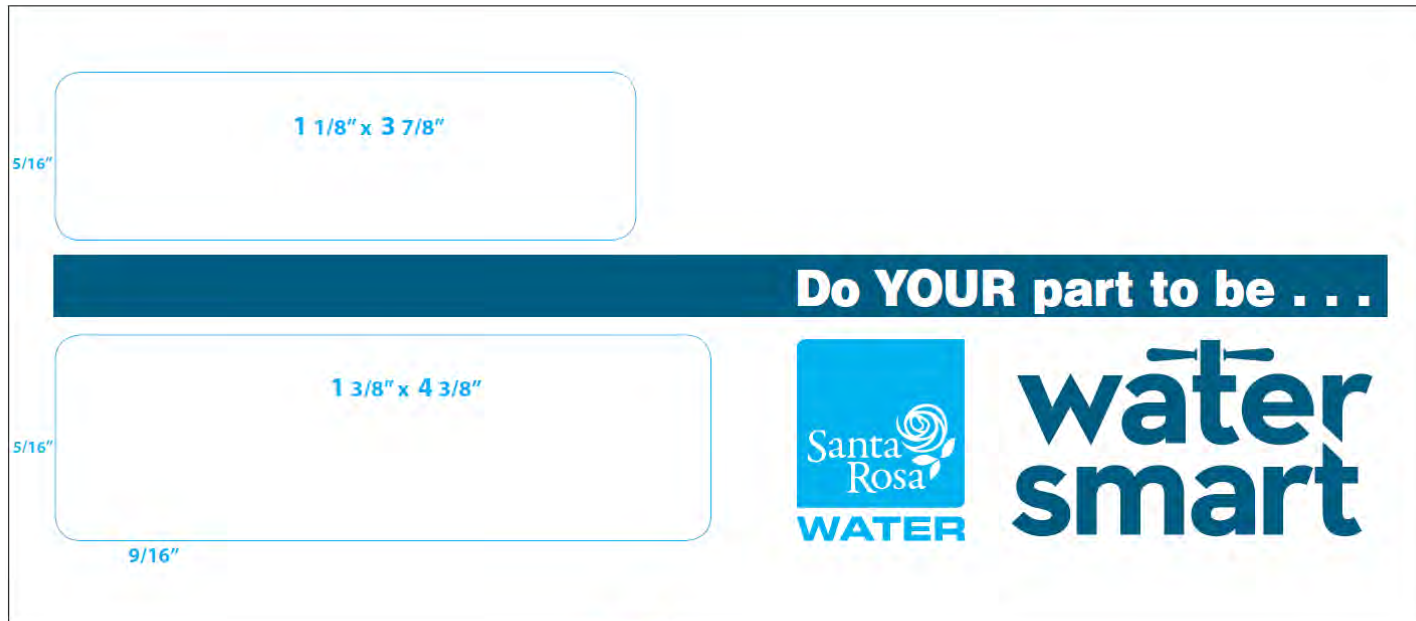
- ✓ Internal / External Outreach
- ✓ Radio & Social Media
- ✓ Continued coordination with Regional Partners
- ✓ Improved WaterSmart Customer web experience
- ✓ Bill Inserts (Feb-March)



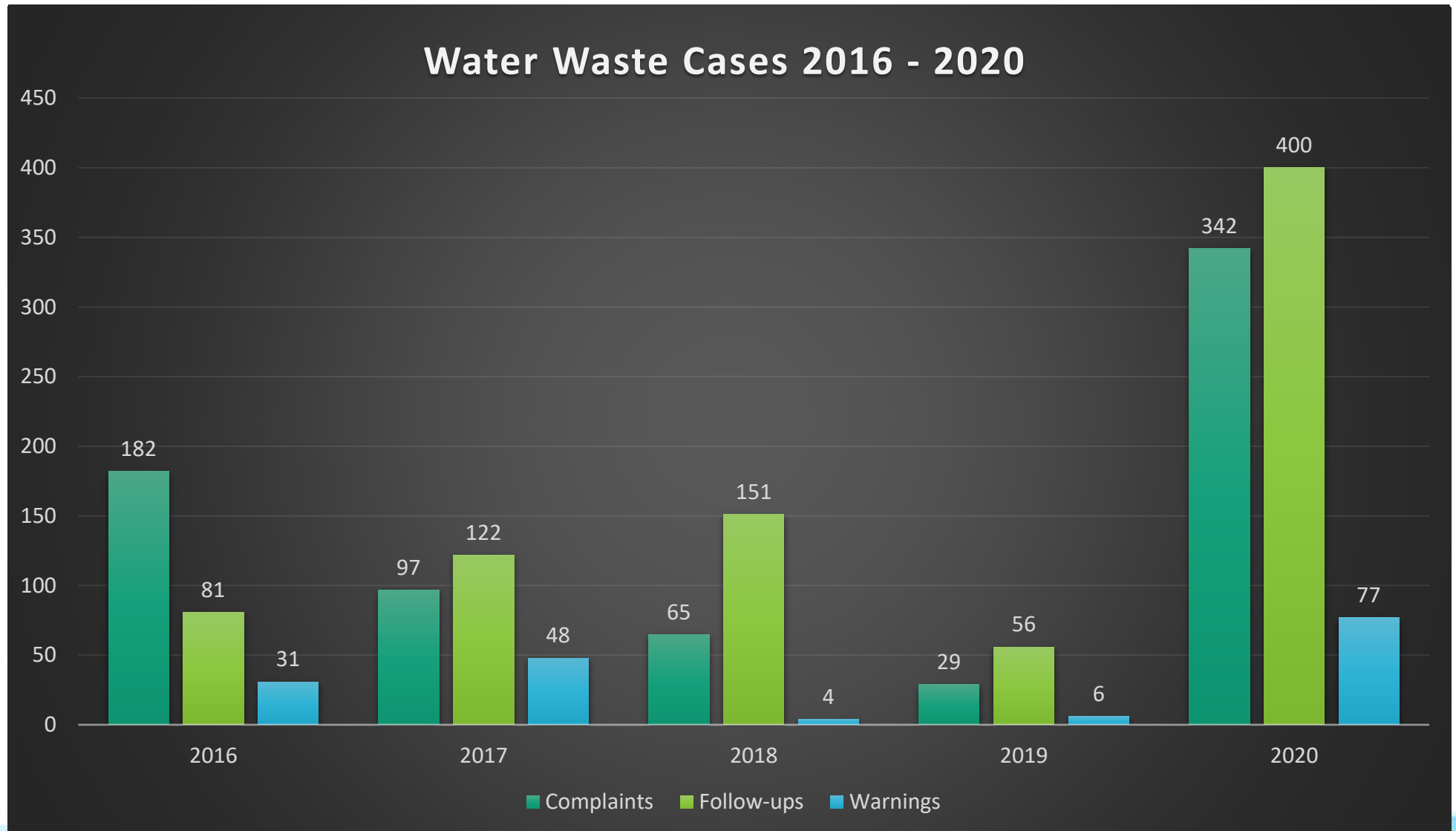
**It's A Dry Year.
Save Water With Us.**



Santa Rosa Winter Outreach Campaign



Water Waste Ordinance follow-up / corrective actions





Drive-thru Celebration

Thursday, April 22 11AM-2PM
A Place to Play Community Park
2375 W Third St

- ***Drive-thru event only*** — *Participants must remain in vehicle at all times*
- ***Masks required***
- ***Virtual celebration available*** — *eco-friendly activities for all ages*



OUR FUTURE IN EVERY DRÖP





Pick-up FREE:

- **Kids Eco-Exploration Guide**

Includes: Eco-friendly activities and reusable items

- **WaterSmart Toolkit**

Includes: Home Survey, flow bag, toilet dye tabs, and more

- Participation from other City Departments/Divisions & Sonoma-Marín Saving Water Partnership

Information online at www.srcity.org/EarthDay

Next Steps & Preparation

Outreach and conservation messaging activities continue – and will ramp up

Santa Rosa Water is working with Sonoma Water and the Contractors to update Water Shortage Allocation Methodology

Staff are planning for implementation of our Water Shortage Contingency Plan according to potential demand reduction scenarios

Conservation request imminent: Santa Rosa Water working with regional partners on requested amount and timing

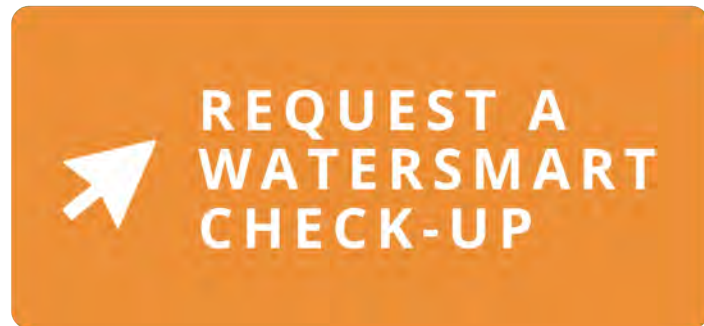


We are here to help!

Santa Rosa Water Use Efficiency Contact:

Srcity.org/WaterSmart

(707) 543-3985



OUR FUTURE IN EVERY DRÖP



Recycled Water Supply Update



Recycled Water

- Average of 7.0 BG Produced Annually
- Reuse Destinations
 - Geysers Recharge
 - Urban Irrigation
 - Agricultural Irrigation
 - Permitted Releases to Laguna



Optimizing Availability for Ag

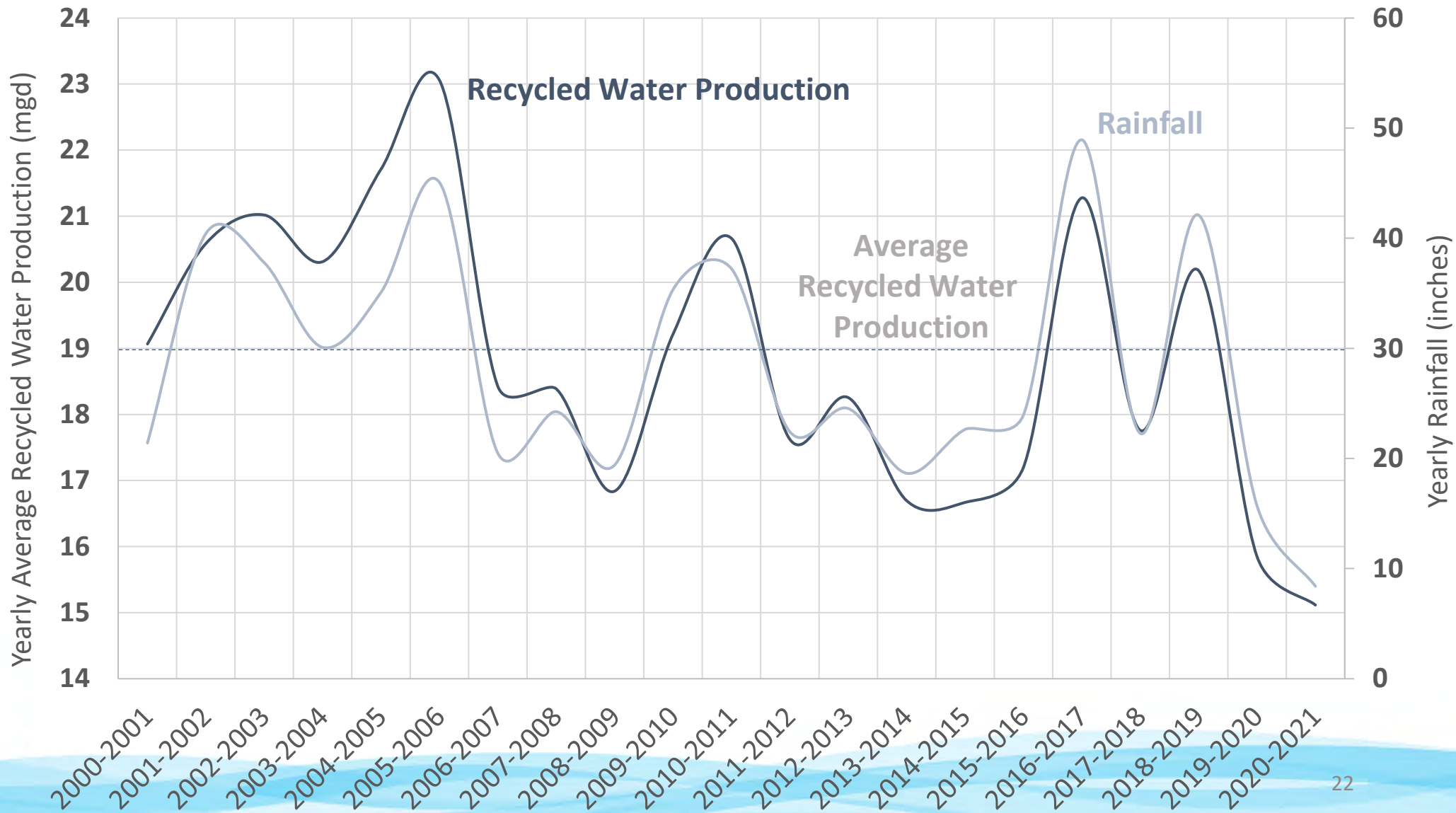
- Under-Delivering to Geysers
 - Will need to Over-Deliver Later
- Over-Deliveries by Windsor
 - Can't Sustain all Season
- Accepted 20 MG from Sonoma Water
 - Extremely Limited Supply
- 30-day Geyser Shutdown
- Did not Provide Water for Frost Protection

Anticipated Deliveries

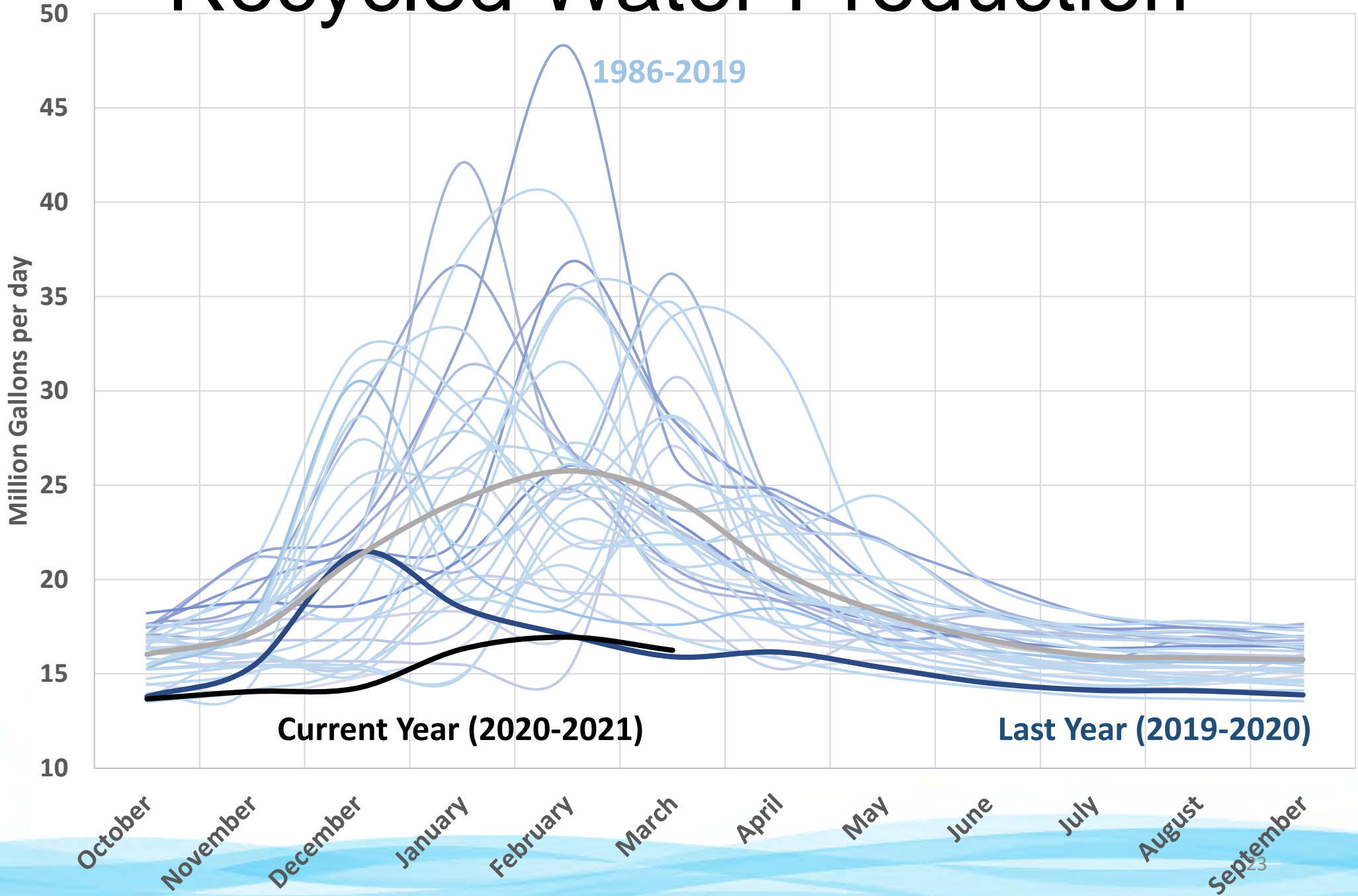
Location	Average (BG)	2020 (BG)	2021 (BG)
Geysers	4.2	3.8	4.0*
Ag Irrigation	1.7	1.5	0.6
Urban Irrigation	0.4	0.4	0.5*
Discharge	0.4	-	-
Total	6.7	5.7	5.1

*Uninterruptable Obligations

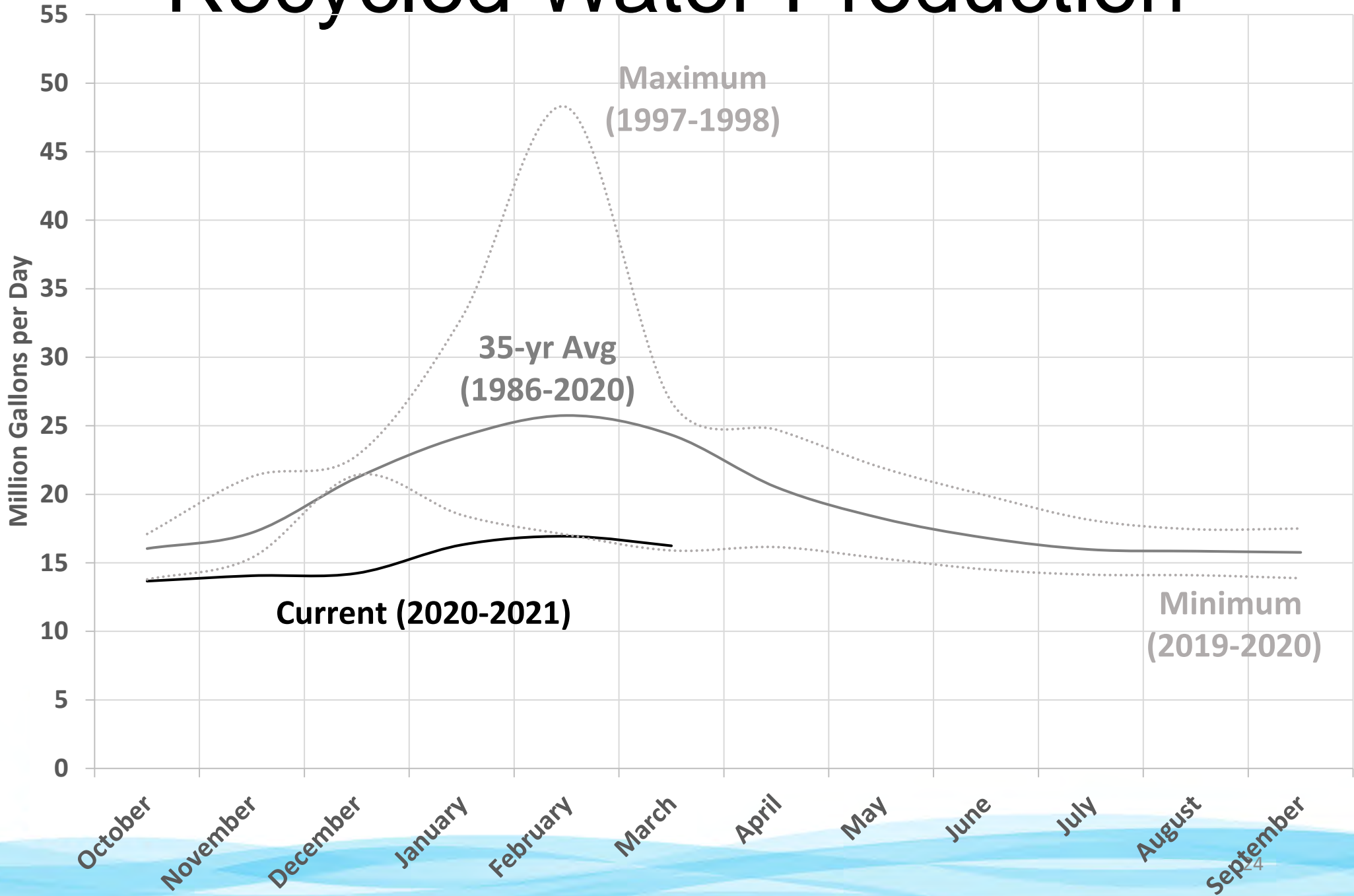
Yearly Recycled Water Production is tied to Rainfall



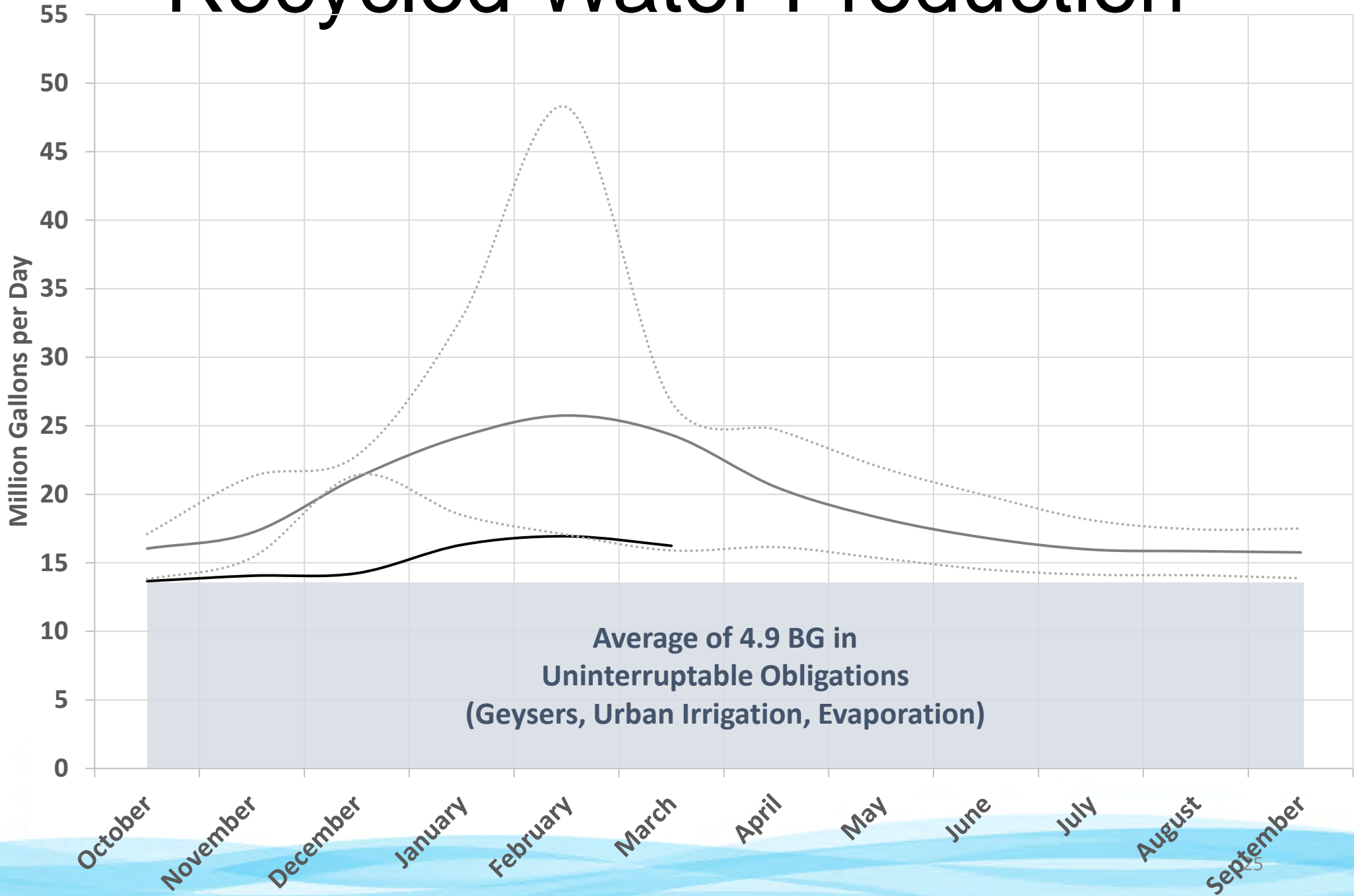
Recycled Water Production



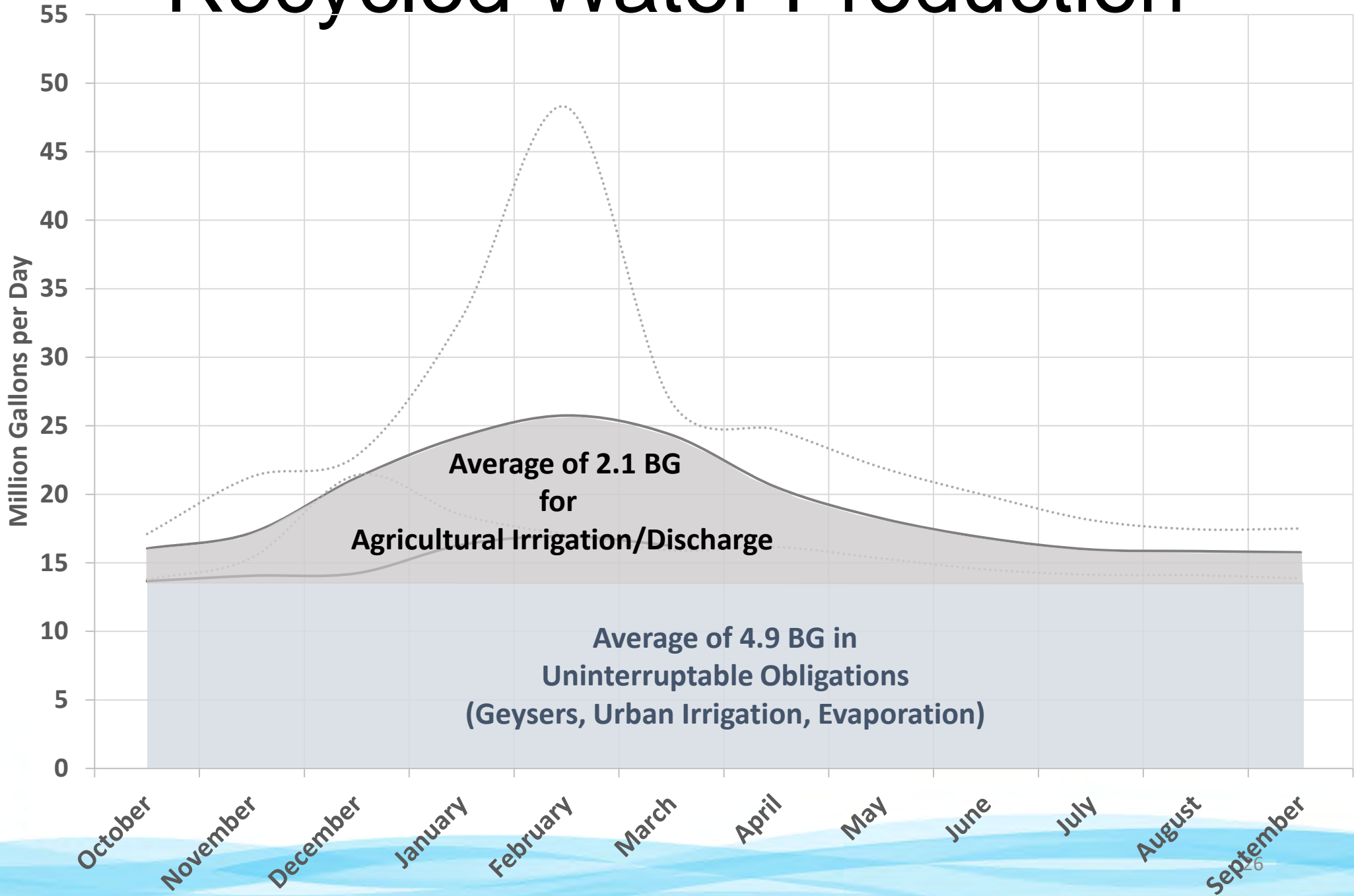
Recycled Water Production



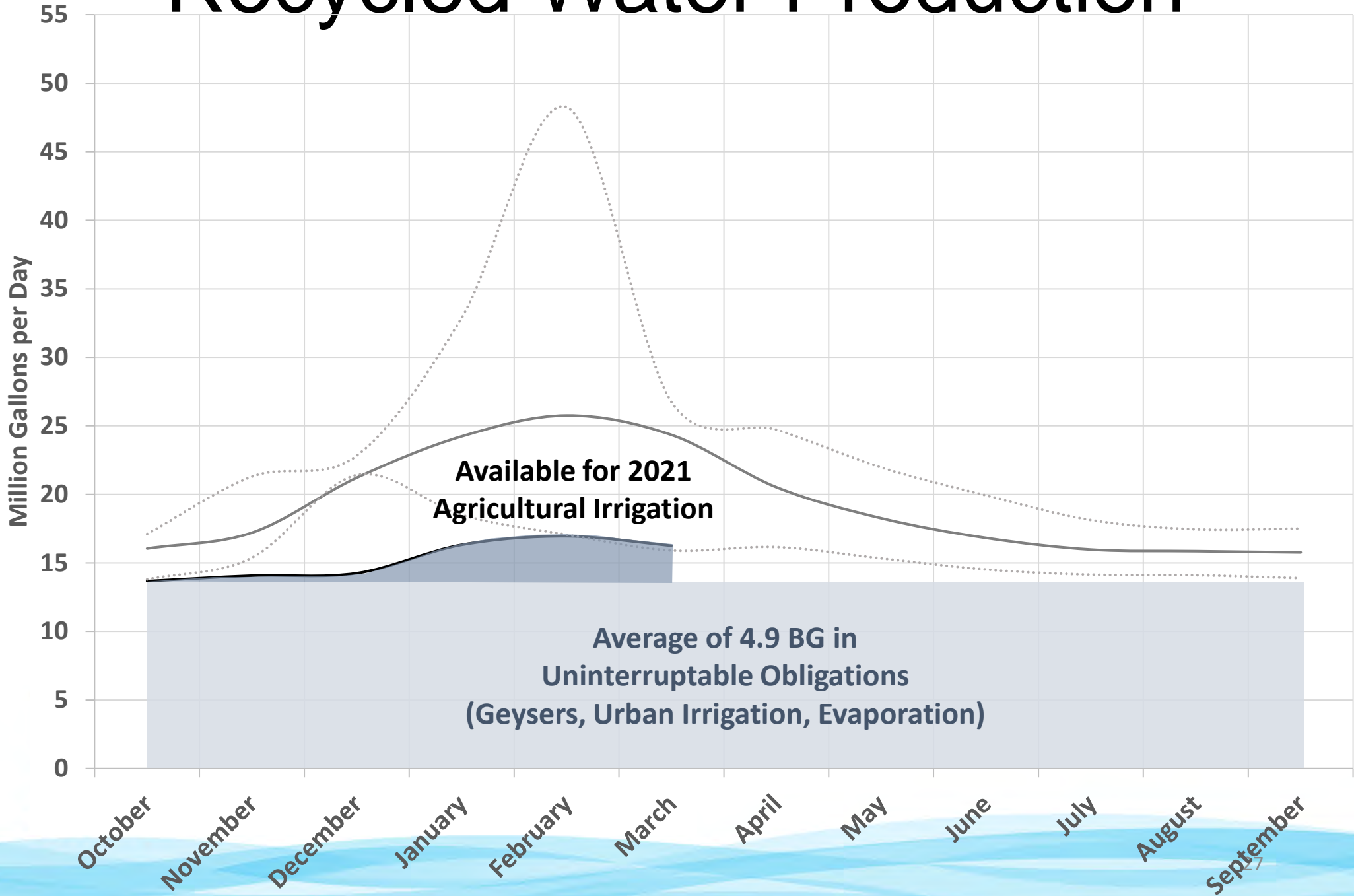
Recycled Water Production



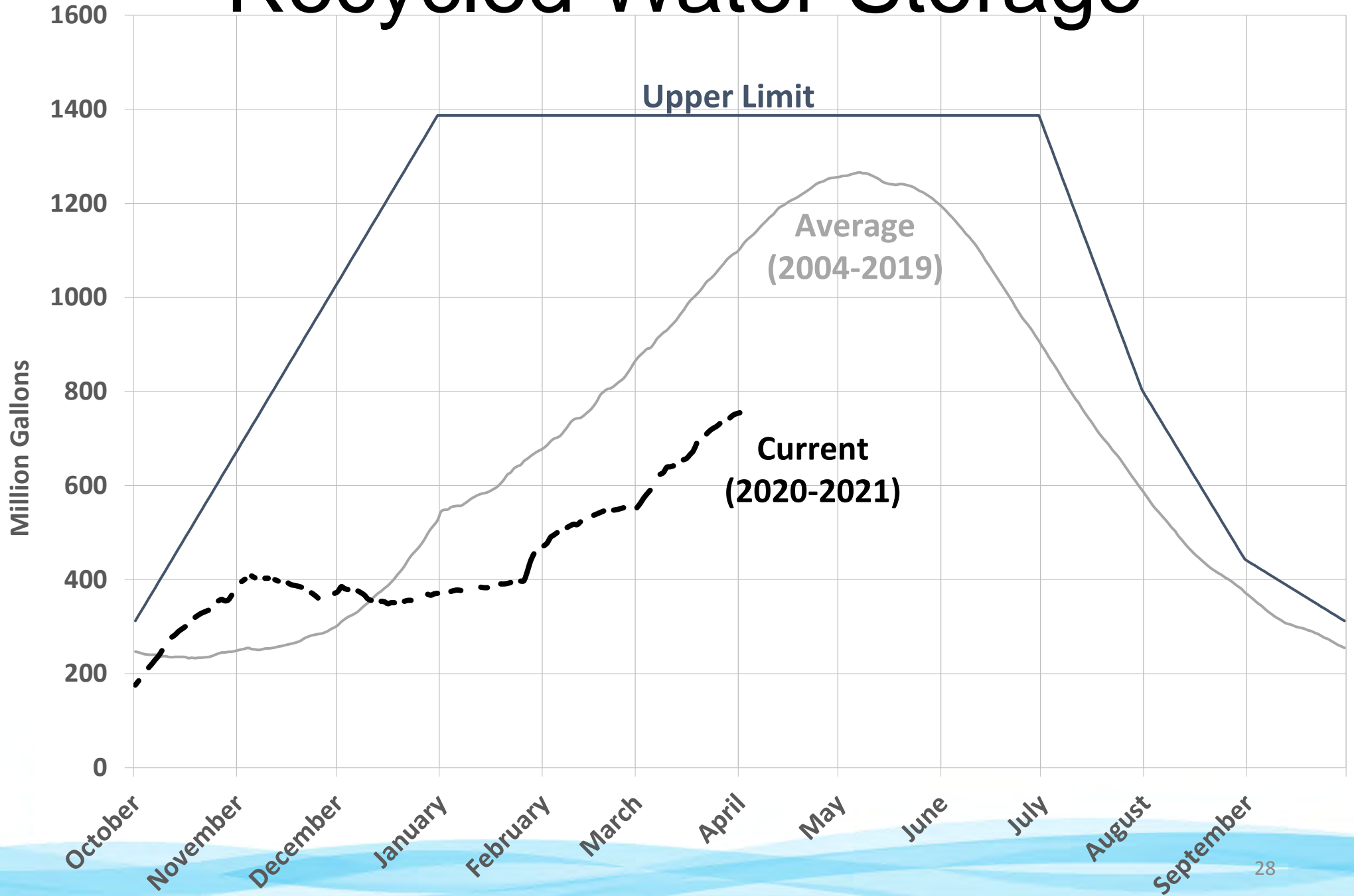
Recycled Water Production



Recycled Water Production



Recycled Water Storage



Communication

- Emails
- Mailed Letters
- E-Newsletters
- Website Updates
- Field Communication
- Personal Phone Calls
- Auto Dialer Calls
- BPU and CC Updates
- Ag User Meetings
- Farm Bureau Meetings

The screenshot shows the top portion of a newsletter. At the top left is the Santa Rosa Water logo. To its right is the title "AGRICULTURAL RECYCLED WATER USERS" and "NEWSLETTER" with a leaf icon. Below the title is a navigation bar with "Home" and "Meetings". A large photograph of an irrigation system is featured. Below the photo is the date "March 2021" and the main heading "Recycled Water Availability for the 2021 Irrigation Season".

Recycled Water Availability for the 2021 Irrigation Season

This past water year (October 2019 – September 2020) was the third driest in 126 years of recordkeeping for the region and this year is shaping up to be even drier. The dry conditions are significantly impacting our recycled water production, which is critically low for this time of year. Recycled water production continues to be at the lowest it has ever been, based on nearly 35 years of historical records. To help preserve and increase recycled water storage, Water staff are closely monitoring and managing flows to the Geysens and are closely coordinating with the Town of Windsor and Sonoma Water to optimize recycled water availability for the coming irrigation season.

Due to the critically low availability of recycled water, Santa Rosa Water does not currently have recycled water available for frost protection and Santa Rosa Water strongly recommends that users implement alternative plans for frost protection. If at any point this position changes, we will notify our customers immediately. As the dry conditions continue, it is becoming more and more likely that minimal to no recycled water will be available for our other agricultural customers this summer as well.

RECYCLED WATER LEVELS

Recycled Water Production

Recycled Water Production
Santa Rosa Water
March 1, 2021

Month	Last Year (2019-2020)	Current (2020-2021)	Average (1986-2019)
Oct 2019	14	14	16
Nov 2019	14	14	16
Dec 2019	14	14	16
Jan 2020	14	14	16
Feb 2020	14	14	16
Mar 2020	14	14	16
Apr 2020	14	14	16
May 2020	14	14	16
Jun 2020	14	14	16
Jul 2020	14	14	16
Aug 2020	14	14	16
Sep 2020	14	14	16
Oct 2020	14	14	16
Nov 2020	14	14	16
Dec 2020	14	14	16
Jan 2021	14	14	16
Feb 2021	14	14	16
Mar 2021	14	14	16

The Recycled Water Production chart represents the monthly average plant effluent flow rate from Laguna Treatment Plant.

CONNECT WITH US!

CALL: 707.543.4200

EMAIL: SRWATER@SRCITY.ORG

VISIT: SRCITY.ORG/WATER



OUR FUTURE IN EVERY DRÖP