

STONEBRIDGE

SANTA ROSA, CA

SUBMITTAL DATE: 12/18/2019



STONEBRIDGE
2220 FULTON ROAD
SANTA ROSA, CA

843 Second Street
Santa Rosa, CA 95404
J. Kapolchok
+ Associates
Land Use Planning
Urban Design

RIPLY
DESIGN
GROUP

CIVIL DESIGN CONSULTANTS, INC.
2200 Range Avenue, Suite 204
Santa Rosa, CA 95403
(707) 542-4820



HUNT
HALE
JONES

Architecture | Planning | Interiors

444 Spear Street, Suite 105
San Francisco, CA 94105
www.hunthalejones.com

t. 415-512-1300
f. 415-288-0288

COVER SHEET

CS

SCALE: NTS
DATE: 12.18.2019
PROJECT: 352001.00



STONEBRIDGE
 2220 FULTON ROAD
 SANTA ROSA, CA

843 Second Street
 Santa Rosa, CA 95404
J. Kapolchok
 + Associates
 Land Use Planning
 Urban Design



CIVIL DESIGN CONSULTANTS, INC.
 2200 Range Avenue, Suite 204
 Santa Rosa, CA 95403
 (707) 542-4820



Architecture | Planning | Interiors

444 Spear Street, Suite 105
 San Francisco, CA 94105
 www.hunthalejones.com

t. 415-512-1300
 f. 415-288-0288

RENDERED LANDSCAPE PLAN

LP

SCALE: NTS
 DATE: 12.18.2019
 PROJECT: 352001.00

OWNER:
WOODSIDE HOLDINGS, LP
 454 LAS GALLINAS, #355
 SAN RAFAEL, CA 94903
 CONTACT: DAVID JACOBSON
 PHONE: 415.306.1687
 E-MAIL: Davidjacobson101@gmail.com

BUILDER:
PARAMOUNT HOMES
 1615 BONANZA STREET, SUITE 314
 WALNUT CREEK, CA 94596
 CONTACT: PETER HELLMANN
 PHONE: 510.612.2027
 E-MAIL: phellmann@builderslandgroup.com

ARCHITECT:
HUNT HALE JONES ARCHITECTS
 444 SPEAR STREET, SUITE 105
 SAN FRANCISCO, CA 94105
 CONTACT: RICHARD HUNT / DAN HALE
Architect
 PHONE: 415.568.3831 / 415.568.3833
 E-MAIL: rhunt@hhja.com / dhale@hhja.com
 www.hhja.com

ENGINEER:
CIVIL DESIGN CONSULTANTS, INC.
 2200 RANGE AVENUE SUITE 204
 SANTA ROSA, CA, 95403
 CONTACT: ANDY BORDESSA,
 PHONE: 707.542.4820
 E-MAIL: andy@civildesignconsultants.com

LANDSCAPE ARCHITECT:
RIPLEY DESIGN GROUP
 1615 BONANZA STREET SUIT 314
 WALNUT CREEK, CA, 94596
 CONTACT: ANGELA PRAVETTONI
 PHONE: 925.938.7377
 E-MAIL: angela@ripleydesign.com
 www.ripleydesign.com

SHEET INDEX

ARCHITECTURAL
 CS - COVER SHEET
 LP - RENDERED LANDSCAPE PLAN
 SI - SHEET INDEX
 PO - PROJECT OVERVIEW
 IM.1 - SITE IMAGES
 IM.2 - SITE IMAGES
 SP.1 - TYPICAL SITE PLAN
 SP.2 - TYPICAL SITE PLAN
 SS.1 - STREETSCAPE

PLAN 1
 A1 - PLAN 1 - FRONT ELEVATIONS
 A2 - PLAN 1A - FLOOR PLANS
 A3 - PLAN 1B - FLOOR PLANS
 A4 - PLAN 1C - FLOOR PLANS
 A5 - PLAN 1B - EXTERIOR ELEVATIONS
 A6 - PLAN 1 - SECTIONS
 A7 - PLAN 1 - ROOF PLANS

PLAN 2
 A8 - PLAN 2 - FRONT ELEVATIONS
 A9 - PLAN 2A - FLOOR PLANS
 A10 - PLAN 2B - FLOOR PLANS
 A11 - PLAN 2C - FLOOR PLANS
 A12 - PLAN 2C - EXTERIOR ELEVATIONS
 A13 - PLAN 2 - SECTIONS
 A14 - PLAN 2 - ROOF PLANS

PLAN 3
 A15 - PLAN 3 - FRONT ELEVATIONS
 A16 - PLAN 3A - FLOOR PLANS
 A17 - PLAN 3B - FLOOR PLANS
 A18 - PLAN 3C - FLOOR PLANS
 A19 - PLAN 3B - EXTERIOR ELEVATIONS
 A20 - PLAN 3 - SECTIONS
 A21 - PLAN 3 - ROOF PLANS

PLAN 4
 A22 - PLAN 4 - FRONT ELEVATIONS
 A23 - PLAN 4A - FLOOR PLANS
 A24 - PLAN 4B - FLOOR PLANS
 A25 - PLAN 4C - FLOOR PLANS
 A26 - PLAN 4A - EXTERIOR ELEVATIONS
 A27 - PLAN 4 - SECTIONS
 A28 - PLAN 4 - ROOF PLANS

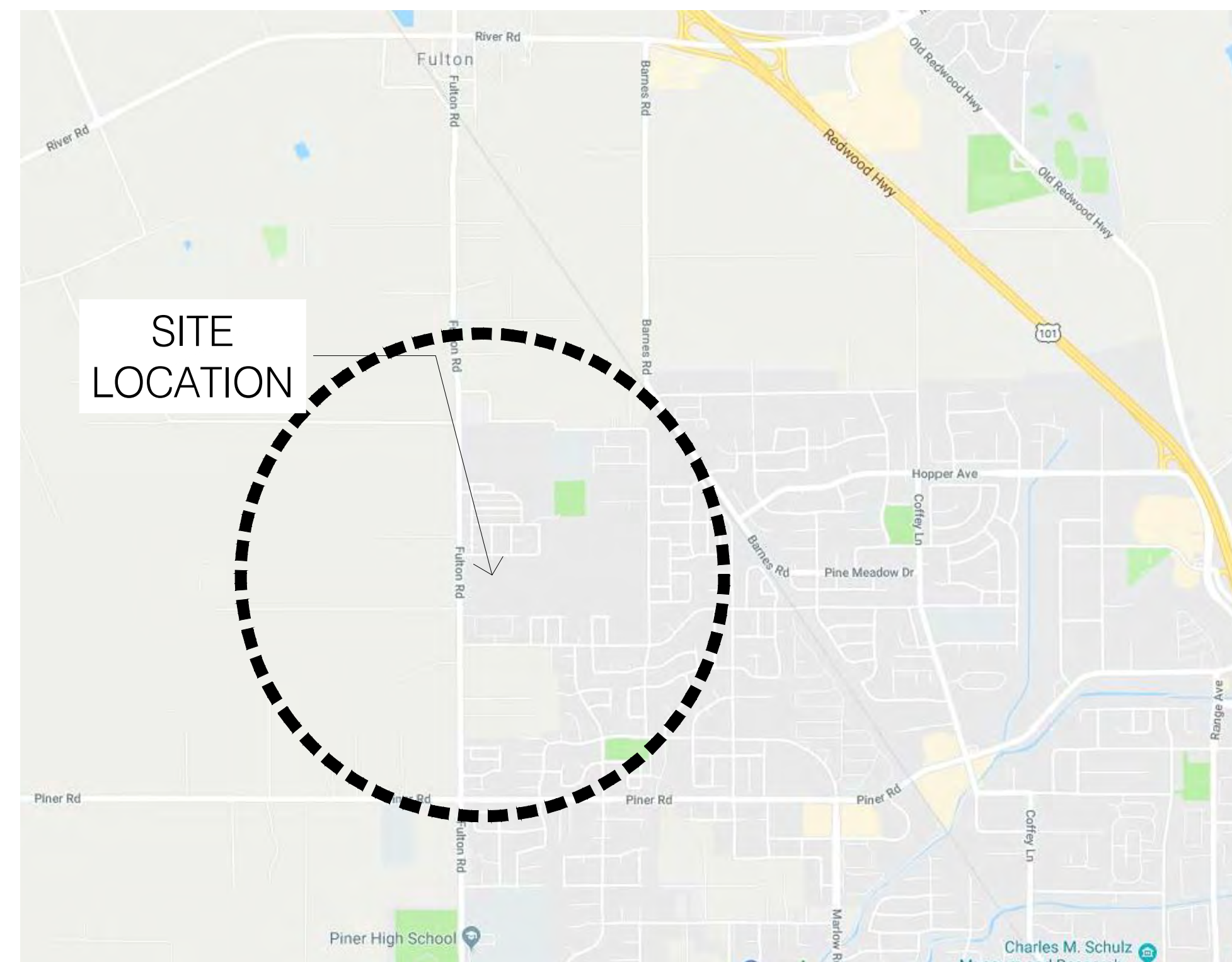
BUILDING 1
 A29 - BLDG. 1A - FRONT ELEVATIONS
 A30 - BLDG. 1B - FRONT ELEVATIONS
 A31 - BLDG. 1A - MAIN FLOOR PLAN
 A32 - BLDG. 1A - UPPER FLOOR PLAN
 A33 - BLDG. 1B - MAIN FLOOR PLAN
 A34 - BLDG. 1B - UPPER FLOOR PLAN
 A35 - BLDG. 1A - EXTERIOR ELEVATIONS
 A36 - BLDG 1 - SECTIONS
 A37 - BLDG. 1A - ROOF PLAN
 A38 - BLDG. 1B - ROOF PLAN

COLOR SCHEMES
 A39 - COLOR SCHEMES - CRAFTSMAN
 A40 - COLOR SCHEMES - FARMHOUSE
 A41 - COLOR SCHEMES - TRADITIONAL
 A42 - LIGHT FIXTURES

CIVIL
 C1 - SITE DEVELOPMENT PLAN
 C2 - NEIGHBORHOOD CONTEXT
 C3 - SITE ANALYSIS MAP

LANDSCAPE
 L1 - PRELIMINARY SITE PLAN
 L2 - ENTRY ENLARGEMENT
 L3 - FRONT YARD TYPICALS
 L3.1 - FRONT YARD TYPICALS
 L4 - PRELIMINARY SITE DETAILS
 L5 - BIO-RETENTION & ENTRY PLANTING
 L6 - PLANTING - FRONT YARD TYPICALS
 L6.1 - PLANTING - FRONT YARD TYPICALS
 L7 - PLANTING IMAGES
 L8 - WATER USE/HYDROZONE DATA

VICINITY MAP



STONEBRIDGE
 2220 FULTON ROAD
 SANTA ROSA, CA

843 Second Street
 Santa Rosa, CA 95404
J. Kapolchok
 + Associates
 Land Use Planning
 Urban Design

RIPLEY
 DESIGN
 GROUP

CIVIL DESIGN CONSULTANTS, INC.
 2200 Range Avenue, Suite 204
 Santa Rosa, CA 95403
 (707) 542-4820



HUNT
HALE
JONES

Architecture | Planning | Interiors

444 Spear Street, Suite 105
 San Francisco, CA 94105
 www.hunthalejones.com

t. 415-512-1300
 f. 415-288-0288

SHEET INDEX

SI

SCALE: NTS
 DATE: 12.18.2019
 PROJECT: 352001.00

PROJECT INFORMATION

UNIT SUMMARY & TYPICAL SQ. FT.				
UNIT TYPE	MAIN LIVING	UPPER LIVING	TOTAL LIVING	GARAGE
PLAN 1A - 1C (3 BD - 2.5 BTH)	821 SF	992 SF	1813 SF	439 SF
PLAN 2A - 2C (3 BD - 2.5 BTH.) (DEN / BD. 4 OPT; PDR. / BTH. 3 OPT)	1050 SF	1091 SF	2141 SF	431 SF
PLAN 3A - 3C (3 BD - 2.5 BTH) (BONUS RM. / BD. 4 OPT; DEN / BD. 5 OPTION; PDR. / BTH. 3 OPT)	1163 SF	1357 SF	2520 SF	430 SF
PLAN 4A - 4C (3 BD - 2.5 BTH) (BONUS RM. / BD. 4 OPT; DEN / BD. 5 OPTION; PDR. / BTH. 3 OPT)	1290 SF	1443 SF	2733 SF	429 SF
BLDG. 1 PLAN 5A - 5B (3 BD - 2.5 BTH)	655 SF	827 SF	1482 SF	434 SF
BLDG. 1 PLAN 6A - 6B (3 BD - 2.5 BTH)	667 SF	937 SF	1604 SF	434 SF

STONEBRIDGE
2220 FULTON ROAD
SANTA ROSA, CA

843 Second Street
Santa Rosa, CA 95404
J. Kapolchok
+ Associates
Land Use Planning
Urban Design



CIVIL DESIGN CONSULTANTS, INC.
2200 Range Avenue, Suite 204
Santa Rosa, CA 95403
(707) 542-4820



Architecture | Planning | Interiors

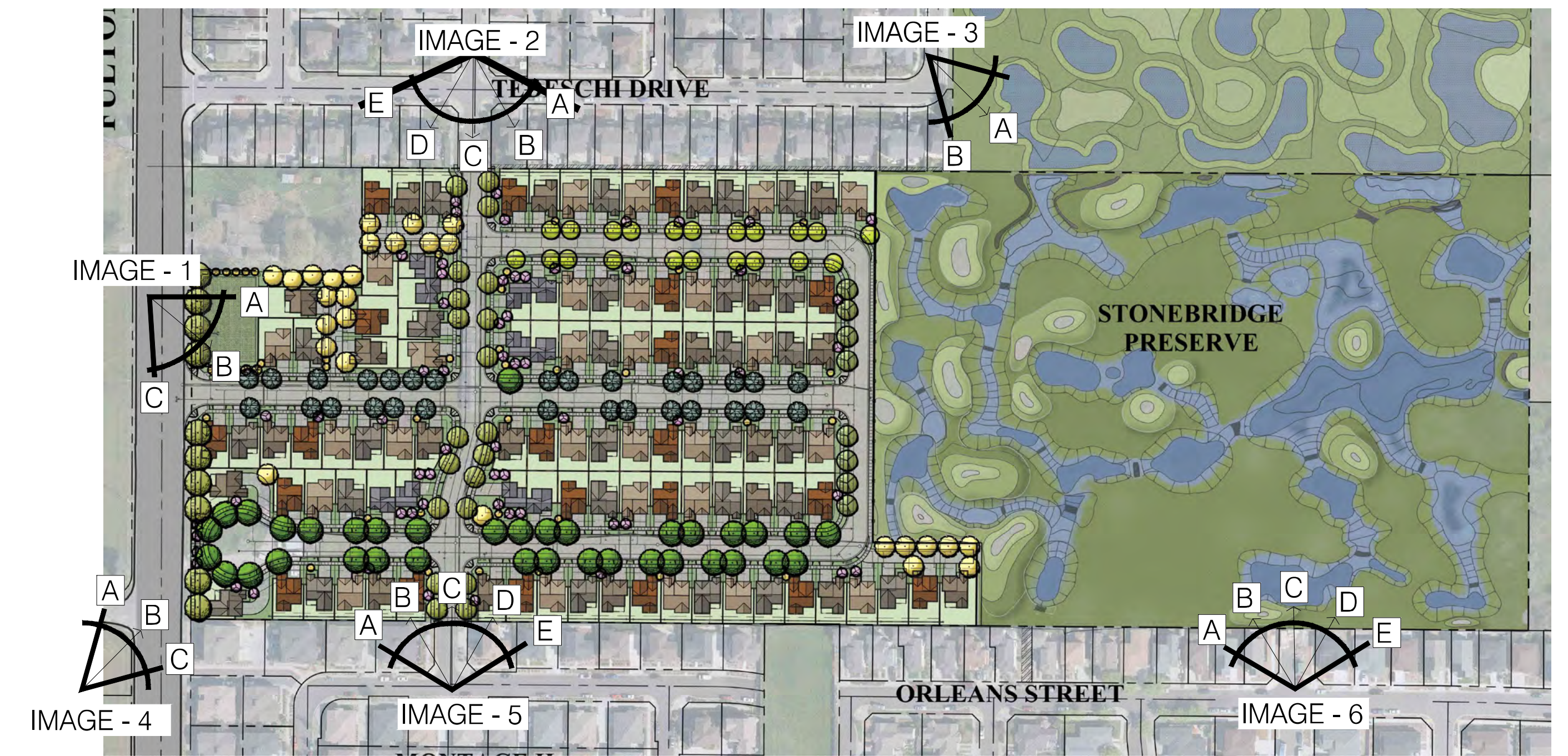
444 Spear Street, Suite 105
San Francisco, CA 94105
www.hunthalejones.com

t. 415-512-1300
f. 415-288-0288

PROJECT OVERVIEW

PO

SCALE: NTS
DATE: 12.18.2019
PROJECT: 352001.00



KEY MAP



IMAGE 1 - A




IMAGE 1 - B



IMAGE 1 - C



IMAGE 2 - A



IMAGE 2 - B




IMAGE 2 - C



IMAGE 2 - D



IMAGE 2 - E




IMAGE 3 - A




IMAGE 3 - B

STONEBRIDGE
2220 FULTON ROAD
SANTA ROSA, CA



CIVIL DESIGN CONSULTANTS, INC.
2200 Range Avenue, Suite 204
Santa Rosa, CA 95403
(707) 542-4820



Architecture | Planning | Interiors

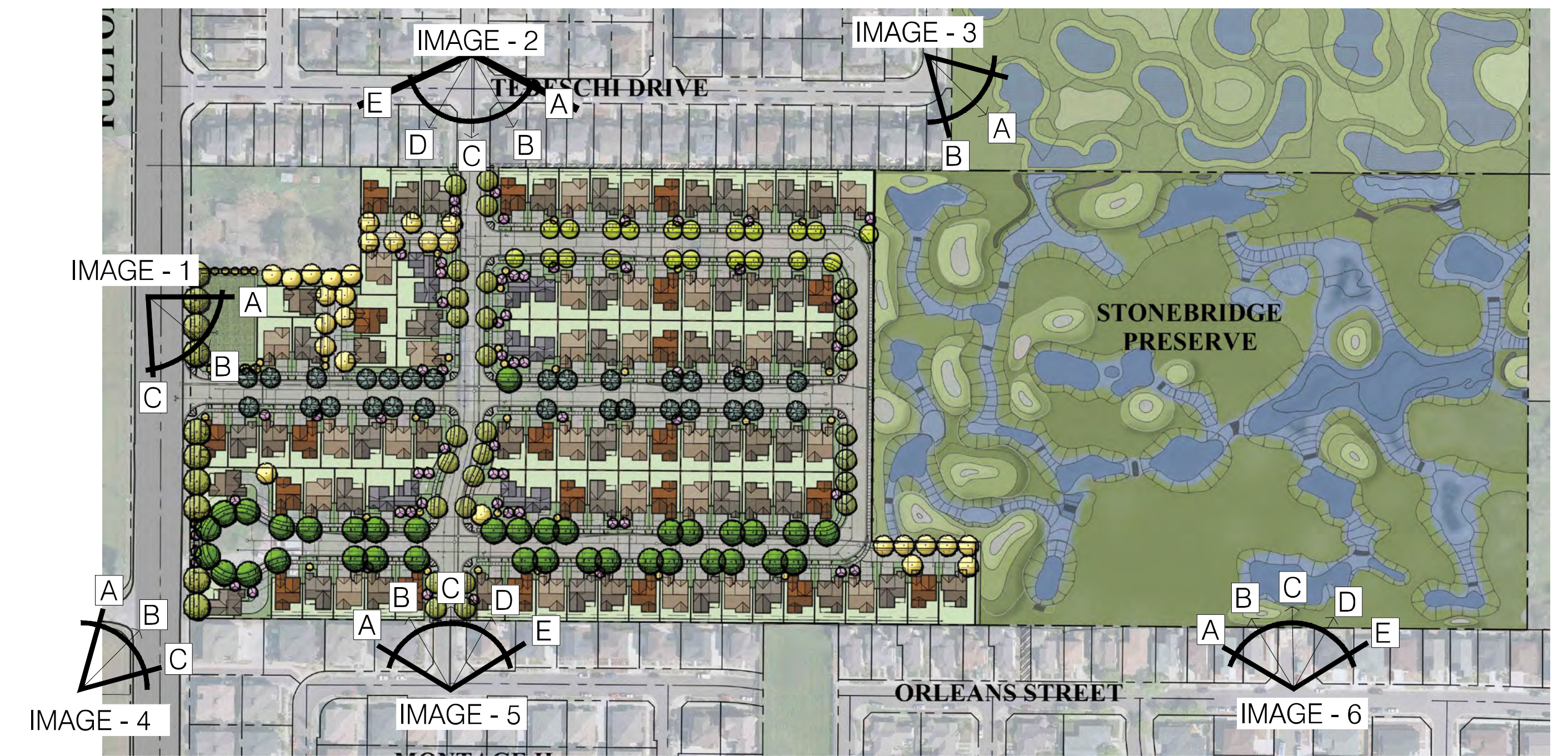
444 Spear Street, Suite 105
San Francisco, CA 94105
www.hunthalejones.com

t. 415-512-1300
f. 415-288-0288

SITE IMAGES

IM.1

SCALE: NTS
DATE: 12.18.2019
PROJECT: 352001.00



KEY MAP



IMAGE 4 - A



IMAGE 4 - B




IMAGE 4 - C



IMAGE 5 - A



IMAGE 5 - B



IMAGE 5 - C




IMAGE 5 - D




IMAGE 5 - E



IMAGE 6 - A



IMAGE 6 - B



IMAGE 6 - C



IMAGE 6 - D



IMAGE 6 - E

STONEBRIDGE
2220 FULTON ROAD
SANTA ROSA, CA

843 Second Street
Santa Rosa, CA 95404
J. Kapolchok
+ Associates
Land Use Planning
Urban Design

RIPLEY
DESIGN
GROUP

CIVIL DESIGN CONSULTANTS, INC.
2200 Range Avenue, Suite 204
Santa Rosa, CA 95403
(707) 542-4820



HUNT
HALE
JONES

Architecture | Planning | Interiors

444 Spear Street, Suite 105
San Francisco, CA 94105
www.hunthalejones.com

t. 415-512-1300
f. 415-288-0288

SITE IMAGES

IM.2

SCALE: NTS
DATE: 12.18.2019
PROJECT: 352001.00



STONEBRIDGE
 2220 FULTON ROAD
 SANTA ROSA, CA

843 Second Street
 Santa Rosa, CA 95404
J. Kapolchok
 + Associates
 Land Use Planning
 Urban Design



CIVIL DESIGN CONSULTANTS, INC.
 2200 Range Avenue, Suite 204
 Santa Rosa, CA 95403
 (707) 542-4820



Architecture | Planning | Interiors

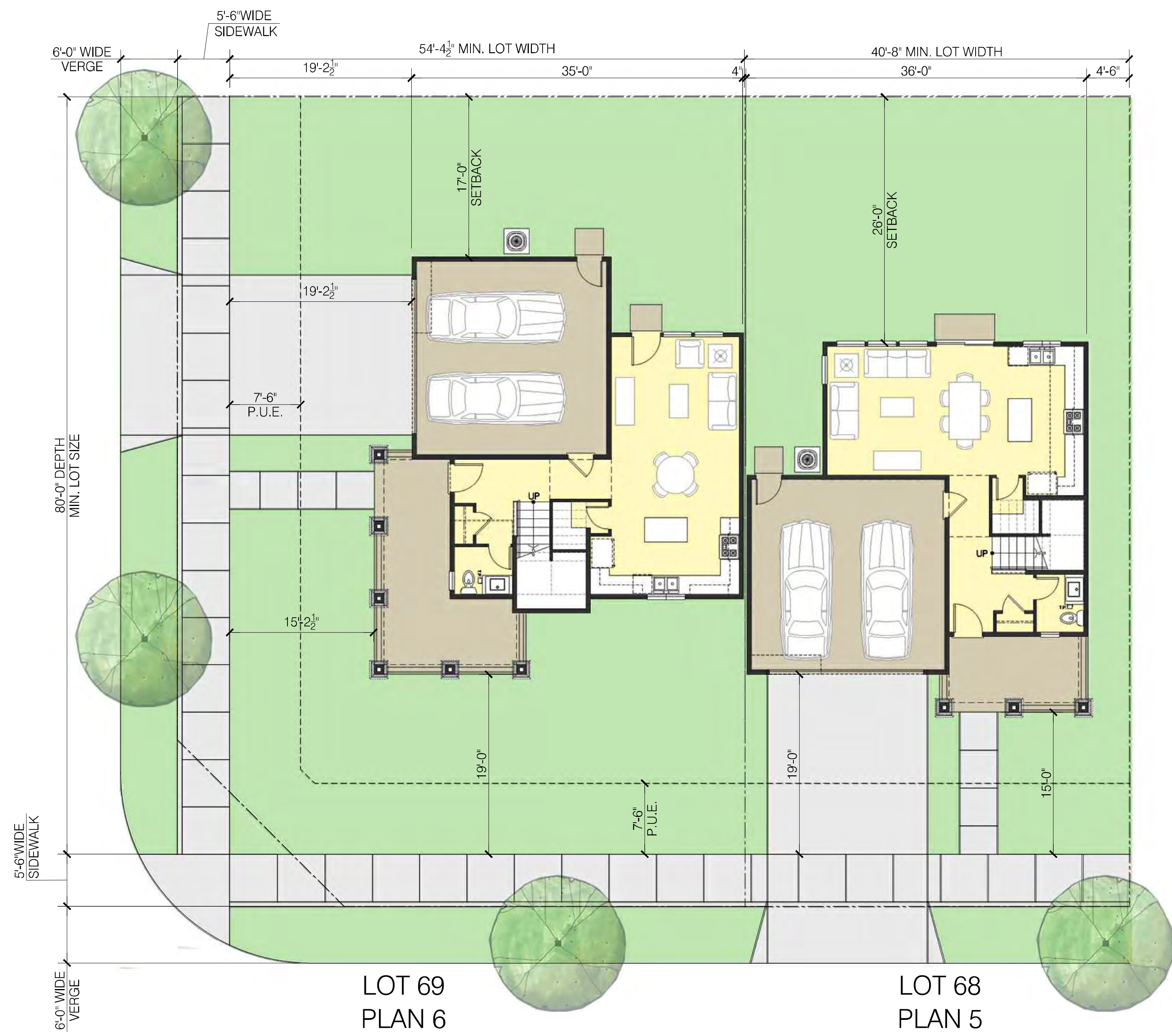
444 Spear Street, Suite 105
 San Francisco, CA 94105
 www.hunthalejones.com

t. 415-512-1300
 f. 415-288-0288

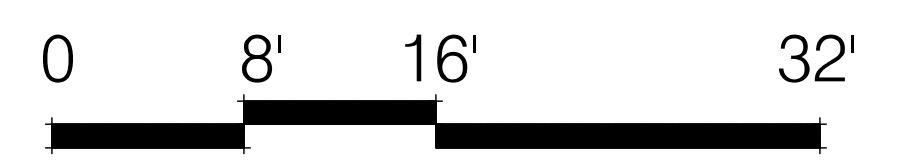
TYPICAL SITE PLAN

SP.1

SCALE: 1/8" = 1'-0"
 DATE: 12.18.2019
 PROJECT: 352001.00



TYPICAL SITE PLAN




STONEBRIDGE
 2220 FULTON ROAD
 SANTA ROSA, CA

843 Second Street
 Santa Rosa, CA 95404
J. Kapolchok
 + Associates
 Land Use Planning
 Urban Design



CIVIL DESIGN CONSULTANTS, INC.
 2200 Range Avenue, Suite 204
 Santa Rosa, CA 95403
 (707) 542-4820



Architecture | Planning | Interiors
 444 Spear Street, Suite 105
 San Francisco, CA 94105
 www.hunthalejones.com
 t. 415-512-1300
 f. 415-288-0288

TYPICAL SITE PLAN
SP.2
 SCALE: 1/8" = 1' - 0"
 DATE: 12.18.2019
 PROJECT: 352001.00




PLAN 4 - CRAFTSMAN

PLAN 3 - FARMHOUSE

PLAN 2 - TRADITIONAL

PLAN 1 - FARMHOUSE

CONCEPTUAL STREETSCAPE



STONEBRIDGE
 2220 FULTON ROAD
 SANTA ROSA, CA

843 Second Street
 Santa Rosa, CA 95404
J. Kapolchok
 + Associates
 Land Use Planning
 Urban Design



CIVIL DESIGN CONSULTANTS, INC.
 2200 Range Avenue, Suite 204
 Santa Rosa, CA 95403
 (707) 542-4820



Architecture | Planning | Interiors

444 Spear Street, Suite 105
 San Francisco, CA 94105
 www.hunthalejones.com

t. 415-512-1300
 f. 415-288-0288

STREETSCAPE

SS.1

SCALE: 1/8" = 1'-0"
 DATE: 12.18.2019
 PROJECT: 352001.00



FRONT ELEVATION

PLAN 1A - CRAFTSMAN



FRONT ELEVATION

PLAN 1B - FARMHOUSE



FRONT ELEVATION

PLAN 1C - TRADITIONAL

STONEBRIDGE
2220 FULTON ROAD
SANTA ROSA, CA

843 Second Street
Santa Rosa, CA 95404
J. Kapolchok
+ Associates
Land Use Planning
Urban Design

RIPLEY
DESIGN
GROUP

CIVIL DESIGN CONSULTANTS, INC.
2200 Range Avenue, Suite 204
Santa Rosa, CA 95403
(707) 542-4820



**HUNT
HALE
JONES**

Architecture | Planning | Interiors

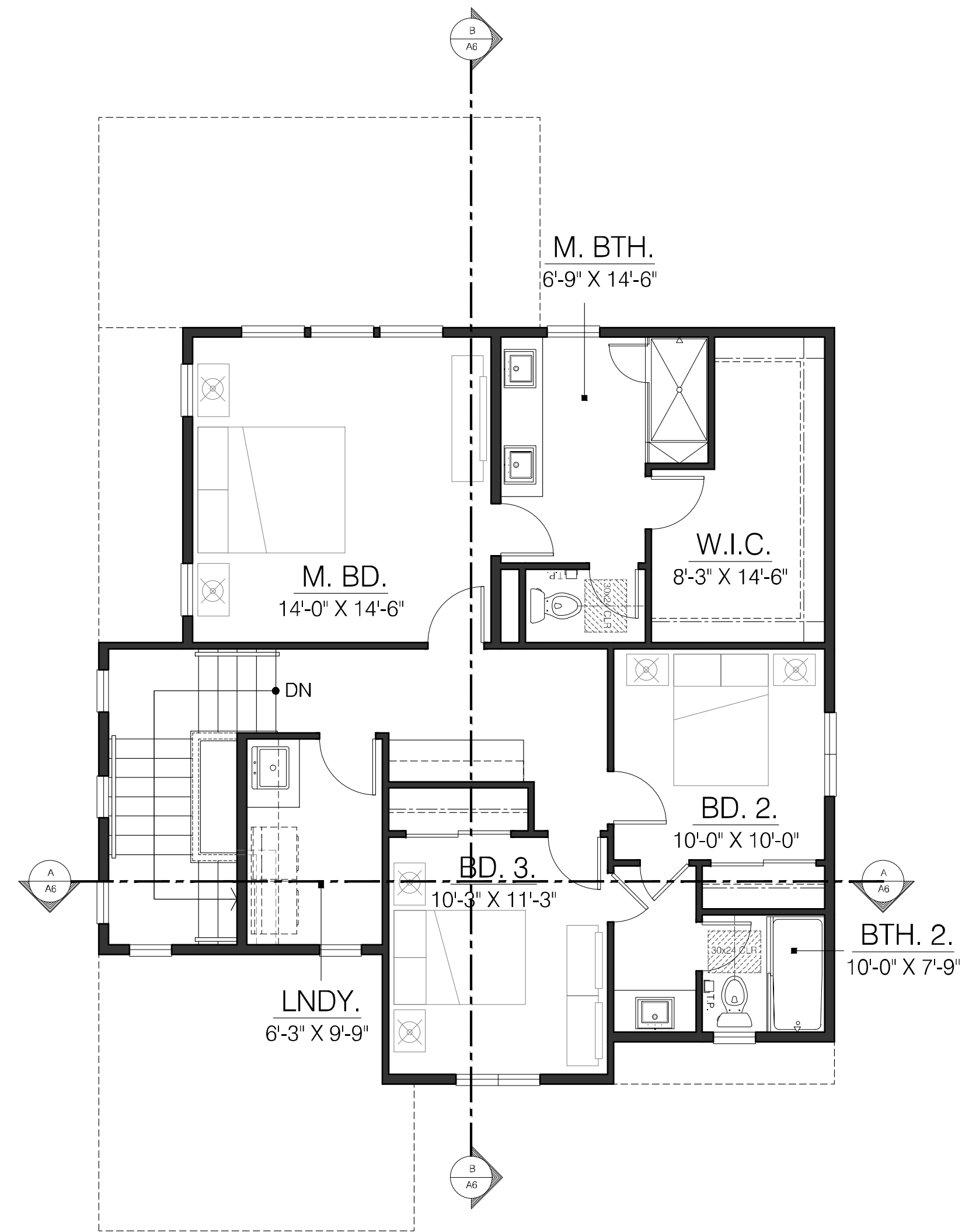
444 Spear Street, Suite 105
San Francisco, CA 94105
www.hunthalejones.com

t. 415-512-1300
f. 415-288-0288

PLAN 1 FRONT ELEVATIONS

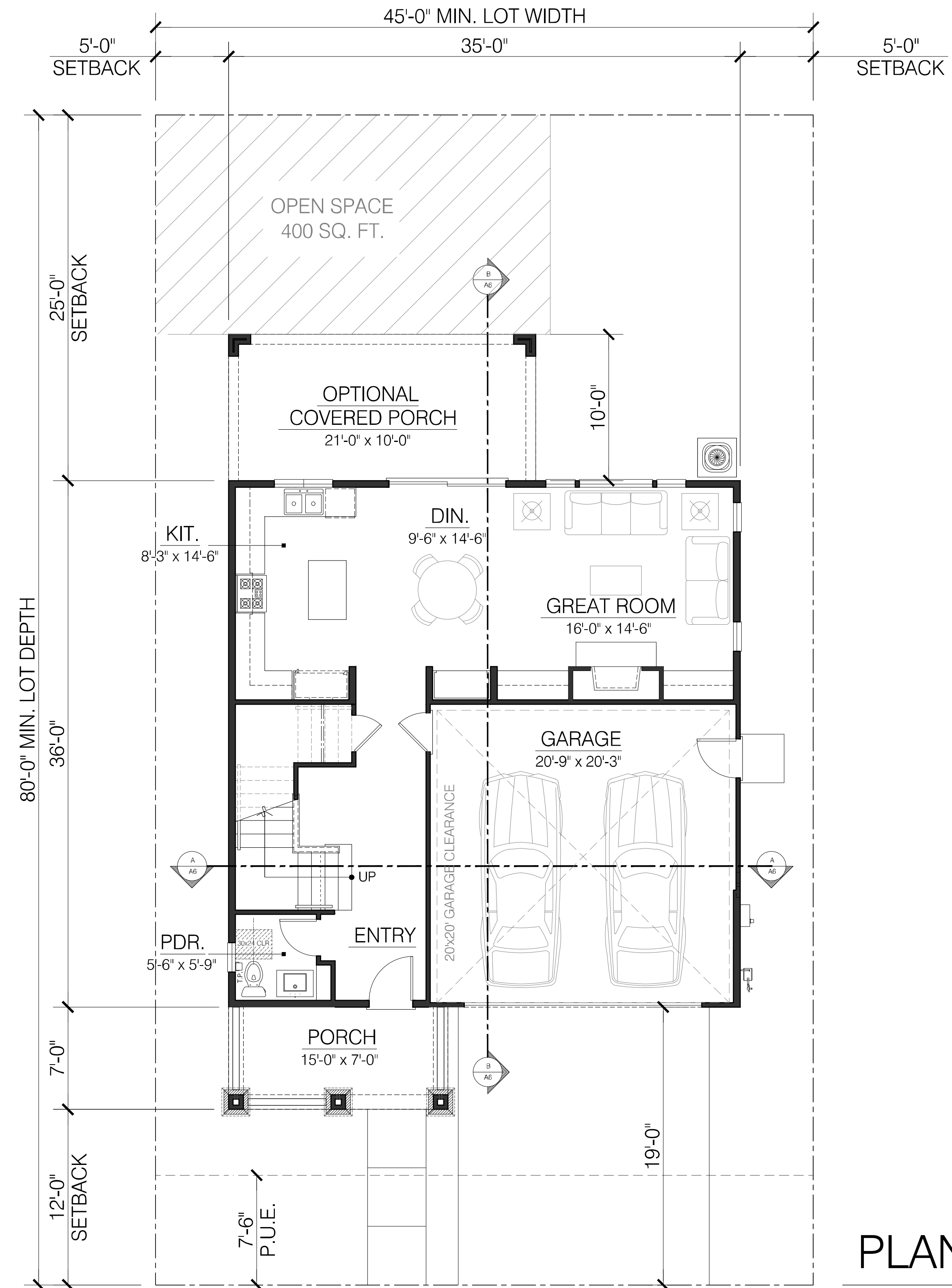
A1

SCALE: 3/16" = 1'-0"
DATE: 12.18.2019
PROJECT: 352001.00



PLAN 1A

UPPER FLOOR LIVING: 992 SQ. FT.



PLAN 1A

MAIN FLOOR LIVING: 821 SQ. FT.
 TOTAL LIVING: 1813 SQ. FT.
 GARAGE: 439 SQ. FT.

STONEBRIDGE
 2220 FULTON ROAD
 SANTA ROSA, CA

843 Second Street
 Santa Rosa, CA 95404
J. Kapolchok
 + Associates
 Land Use Planning
 Urban Design



CIVIL DESIGN CONSULTANTS, INC.
 2200 Range Avenue, Suite 204
 Santa Rosa, CA 95403
 (707) 542-4820



Architecture | Planning | Interiors

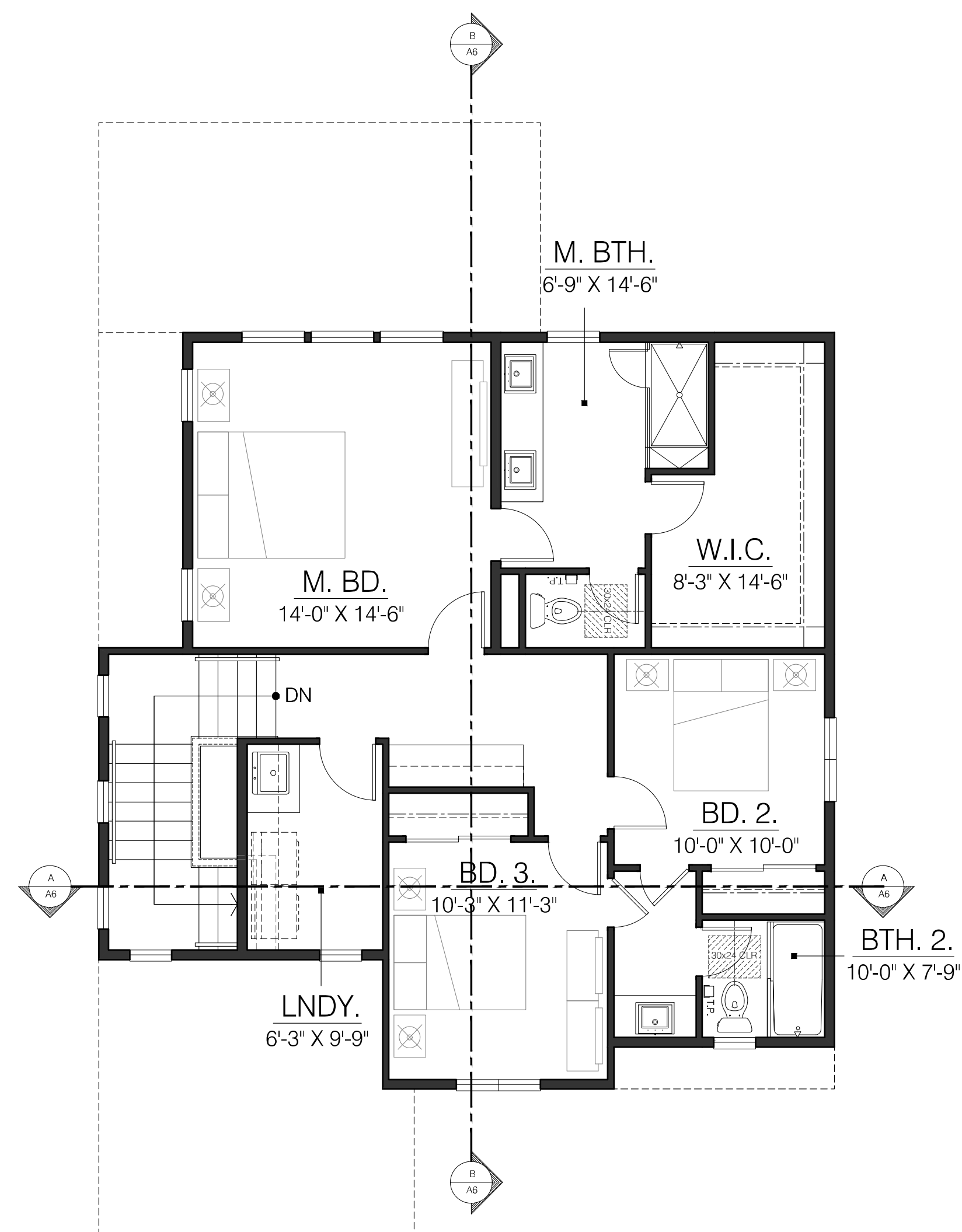
444 Spear Street, Suite 105
 San Francisco, CA 94105
 www.hunthalejones.com

t. 415-512-1300
 f. 415-288-0288

PLAN 1A - FLOOR PLANS

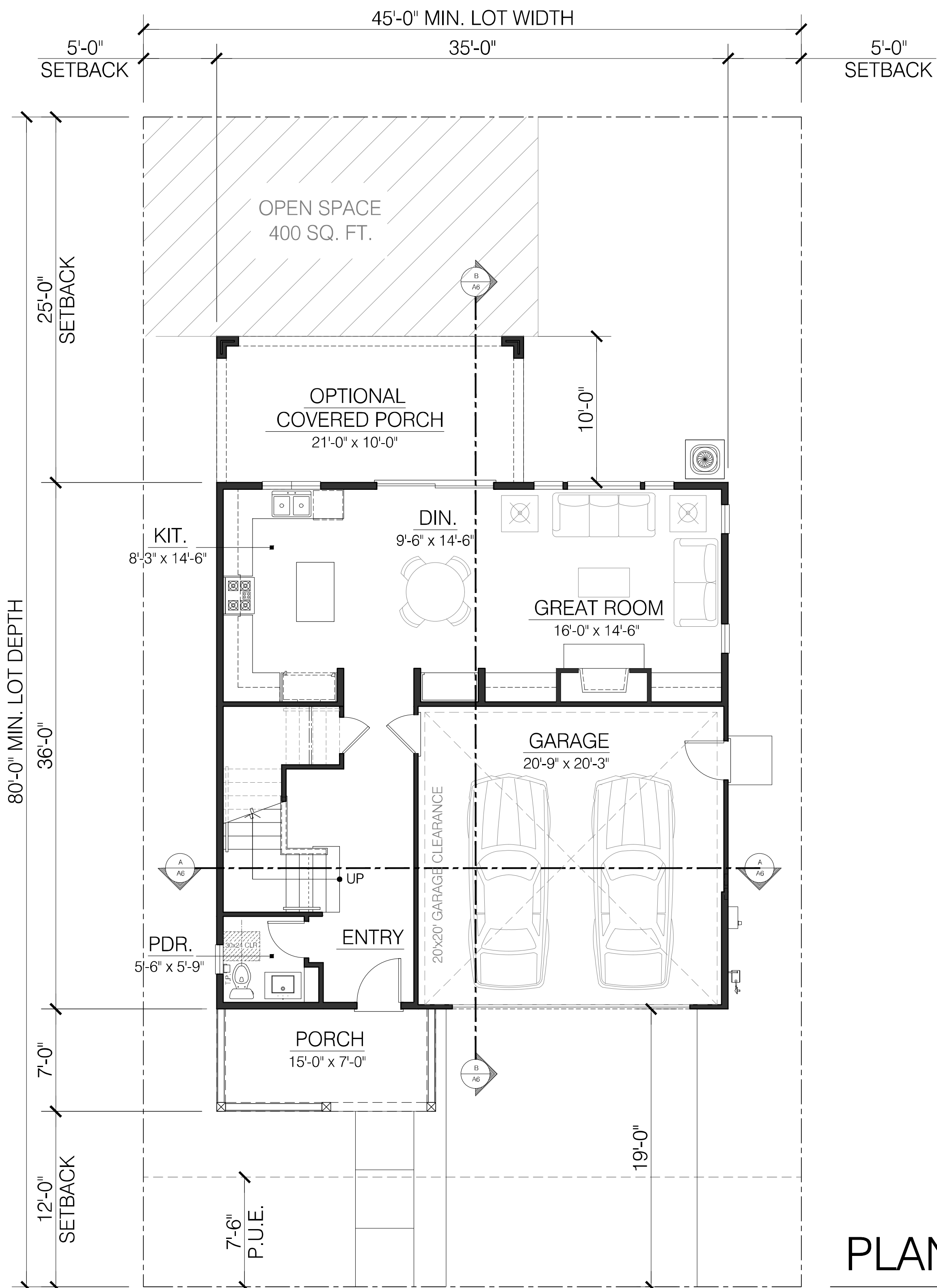
A2

SCALE: 3/16" = 1'-0"
 DATE: 12.18.2019
 PROJECT: 352001.00



PLAN 1B

UPPER FLOOR LIVING: 992 SQ. FT.



PLAN 1B

MAIN FLOOR LIVING: 821 SQ. FT.
 TOTAL LIVING: 1813 SQ. FT.
 GARAGE: 439 SQ. FT.

STONEBRIDGE
 2220 FULTON ROAD
 SANTA ROSA, CA

843 Second Street
 Santa Rosa, CA 95404
J. Kapolchok
 + Associates
 Land Use Planning
 Urban Design



CIVIL DESIGN CONSULTANTS, INC.
 2200 Range Avenue, Suite 204
 Santa Rosa, CA 95403
 (707) 542-4820



Architecture | Planning | Interiors

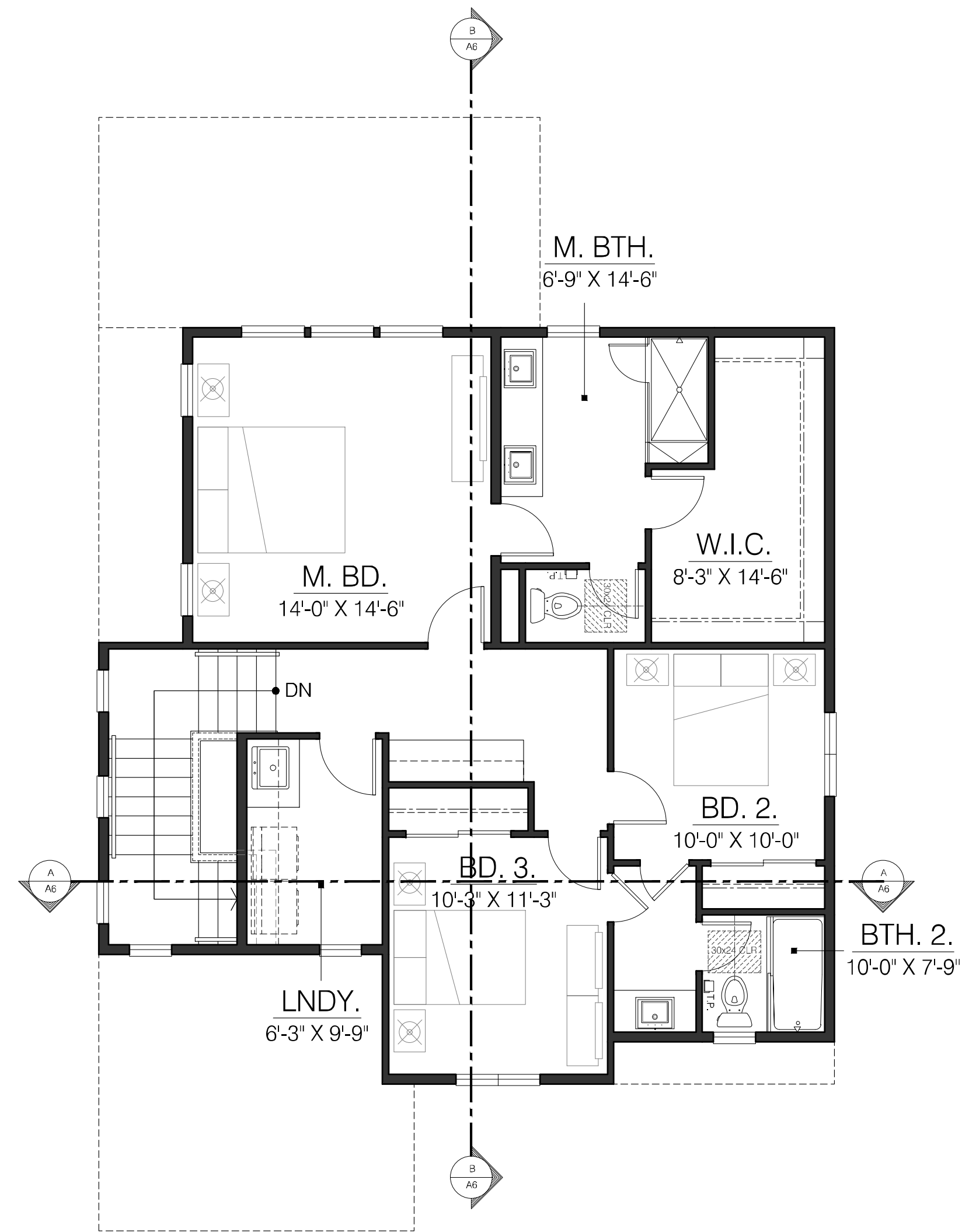
444 Spear Street, Suite 105
 San Francisco, CA 94105
 www.hunthalejones.com

t. 415-512-1300
 f. 415-288-0288

PLAN 1B - FLOOR PLANS

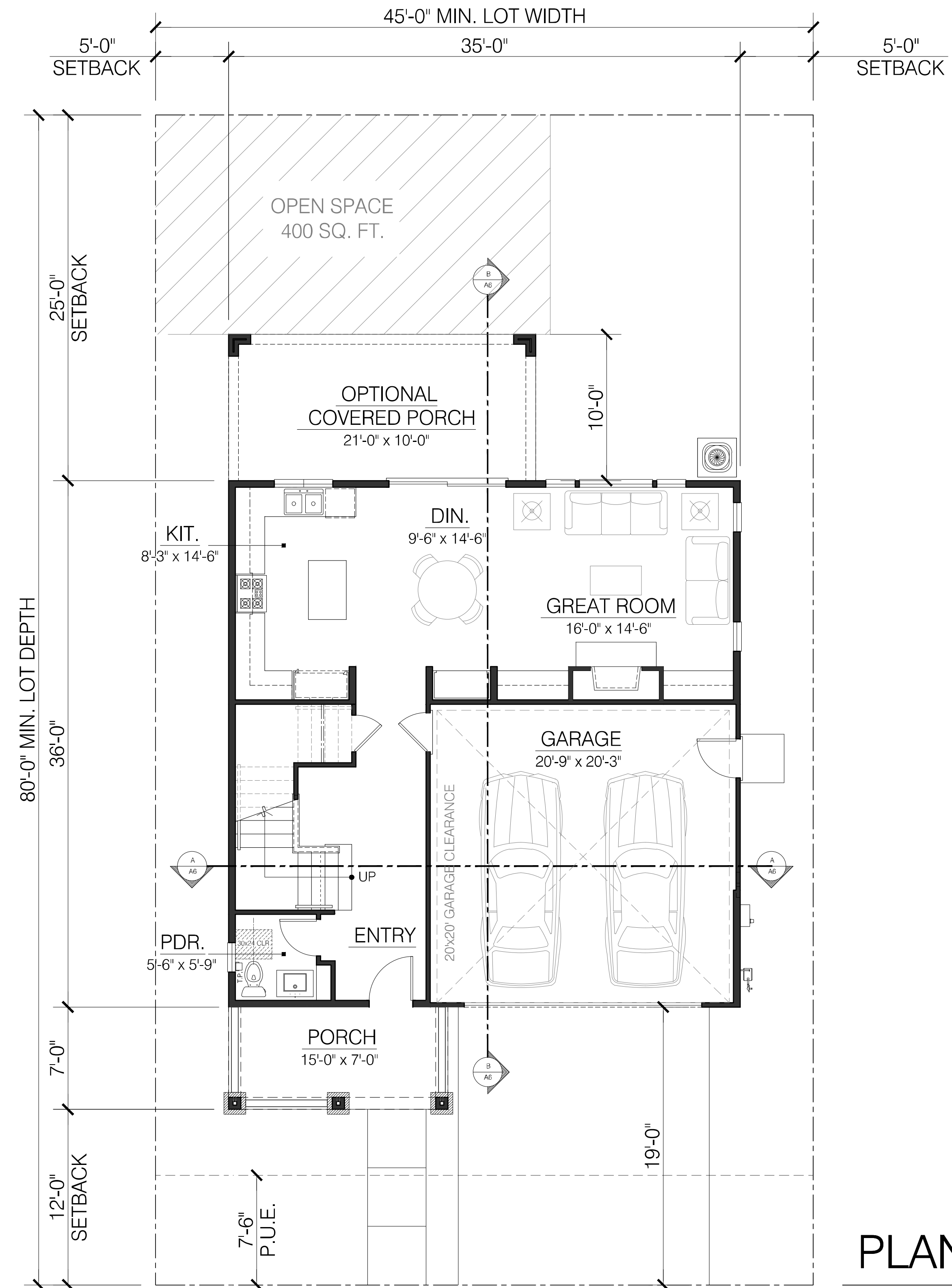
A3

SCALE: 3/16" = 1'-0"
 DATE: 12.18.2019
 PROJECT: 352001.00



PLAN 1C

UPPER FLOOR LIVING: 992 SQ. FT.



PLAN 1C

MAIN FLOOR LIVING: 821 SQ. FT.
 TOTAL LIVING: 1813 SQ. FT.
 GARAGE: 439 SQ. FT.

STONEBRIDGE
 2220 FULTON ROAD
 SANTA ROSA, CA

843 Second Street
 Santa Rosa, CA 95404
J. Kapolchok
 + Associates
 Land Use Planning
 Urban Design



CIVIL DESIGN CONSULTANTS, INC.
 2200 Range Avenue, Suite 204
 Santa Rosa, CA 95403
 (707) 542-4820



Architecture | Planning | Interiors

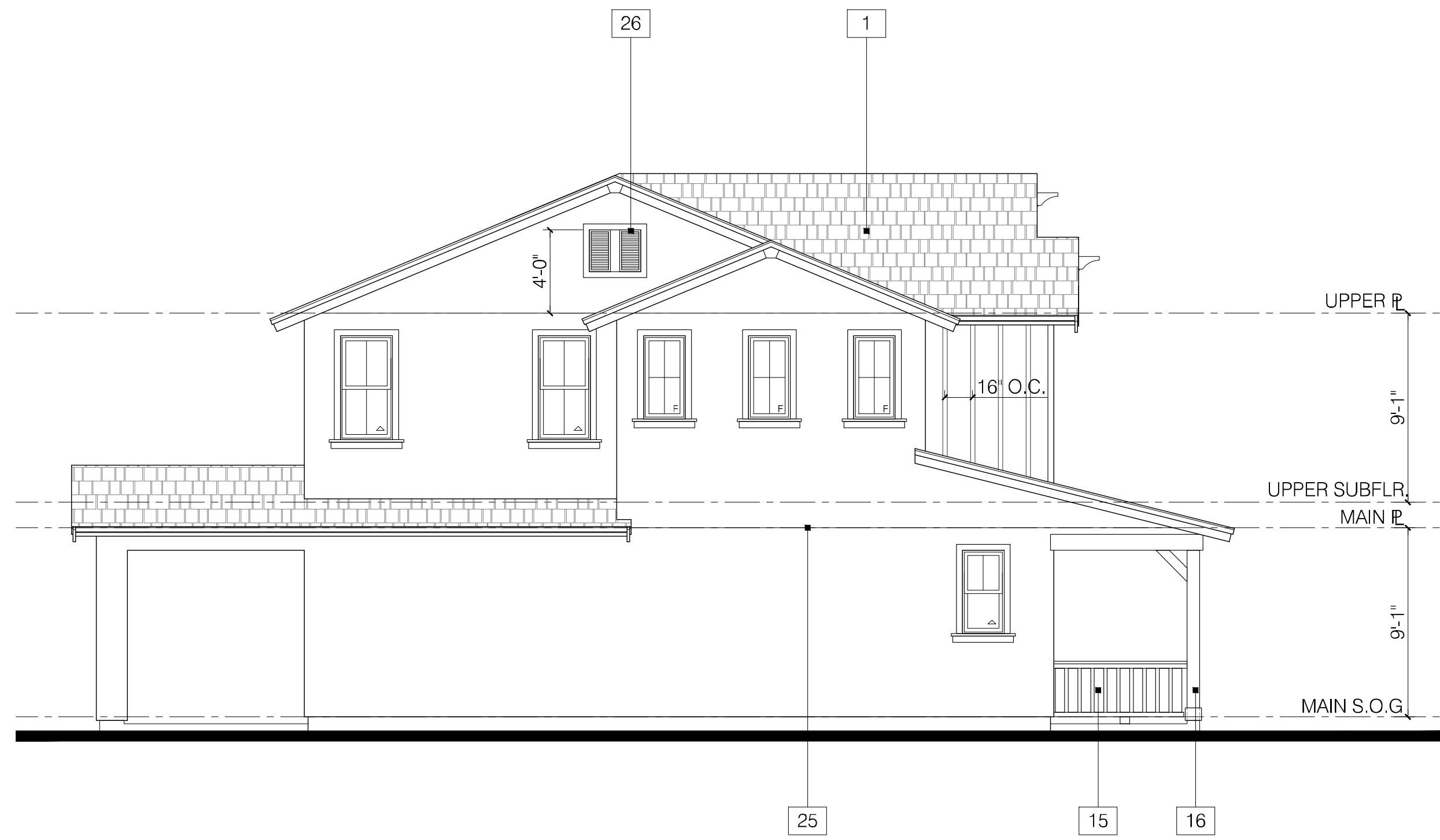
444 Spear Street, Suite 105
 San Francisco, CA 94105
 www.hunthalejones.com

t. 415-512-1300
 f. 415-288-0288

PLAN 1C - FLOOR PLANS

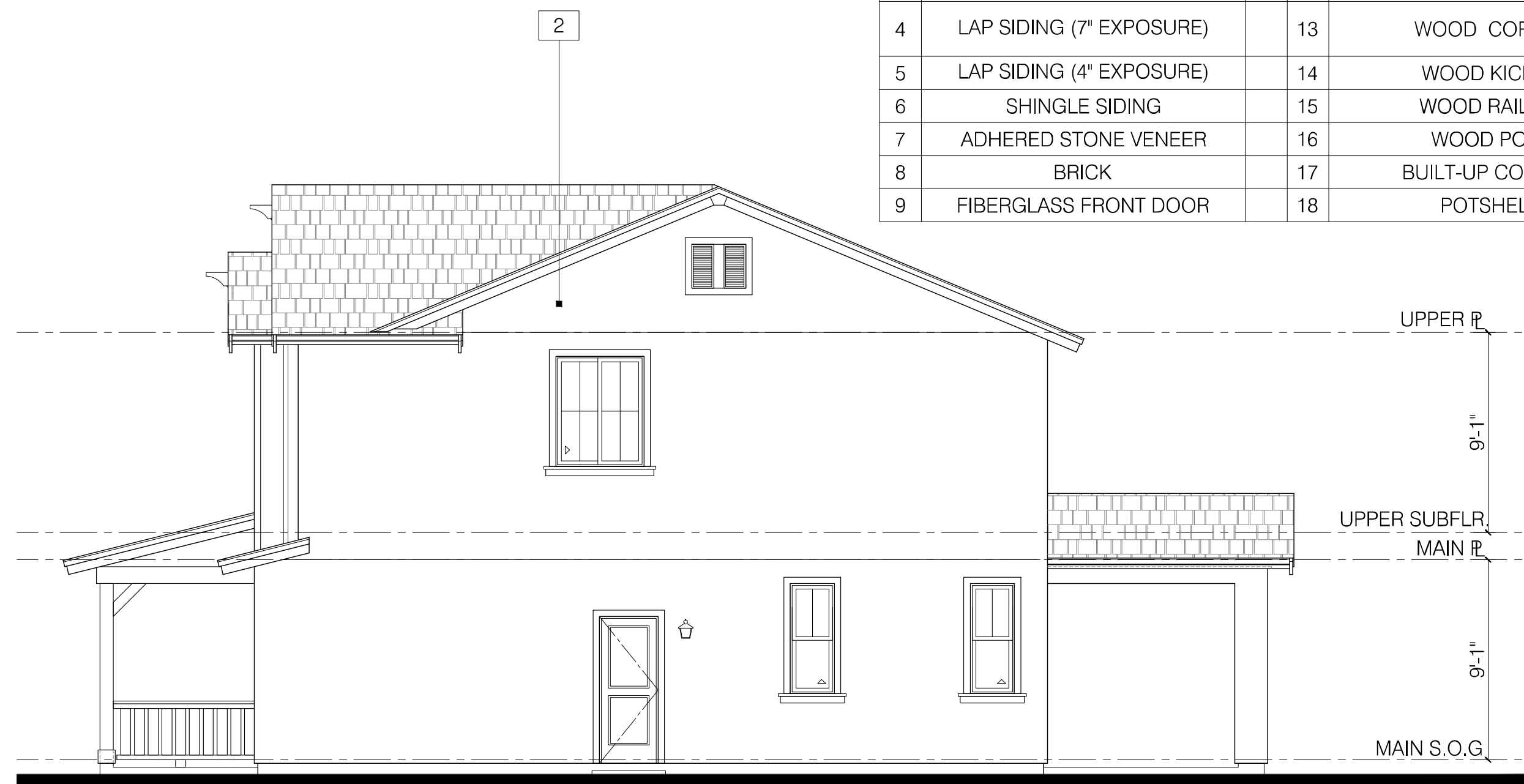
A4

SCALE: 3/16" = 1'-0"
 DATE: 12.18.2019
 PROJECT: 352001.00



LEFT ELEVATION

PLAN 1B - FARMHOUSE



RIGHT ELEVATION

PLAN 1B - FARMHOUSE



FRONT ELEVATION

PLAN 1B - FARMHOUSE



REAR ELEVATION

PLAN 1B - FARMHOUSE

MATERIAL SPECIFICATIONS			
1	COMPOSITION SHINGLE ROOF	10	METAL ROLL-UP GARAGE DOOR
2	STUCCO	11	VINYL WINDOW
3	BOARD AND BATTEN SIDING	12	WOOD TRIM
4	LAP SIDING (7" EXPOSURE)	13	WOOD CORBEL
5	LAP SIDING (4" EXPOSURE)	14	WOOD KICKER
6	SHINGLE SIDING	15	WOOD RAILING
7	ADHERED STONE VENEER	16	WOOD POST
8	BRICK	17	BUILT-UP COLUMN
9	FIBERGLASS FRONT DOOR	18	POTSHELF
19	POLYURETHANE SHUTTERS	20	STUCCO OVER SHAPED FOAM TRIM
21	PRECAST TRIM	22	WALL MOUNTED LIGHT FIXTURE - DARKSKY COMPLIANT
23	SLIDING GLASS DOOR	24	SWINGING FRENCH DOOR
25	EXPANSION JOINT	26	GABLE VENTS
27	BRICK TRIM		

STONEBRIDGE
2220 FULTON ROAD
SANTA ROSA, CA

843 Second Street
Santa Rosa, CA 95404
J. Kapolchok
+ Associates
Land Use Planning
Urban Design

RIPLEY
DESIGN
GROUP

CIVIL DESIGN CONSULTANTS, INC.
2200 Range Avenue, Suite 204
Santa Rosa, CA 95403
(707) 542-4820



**HUNT
HALE
JONES**

Architecture | Planning | Interiors

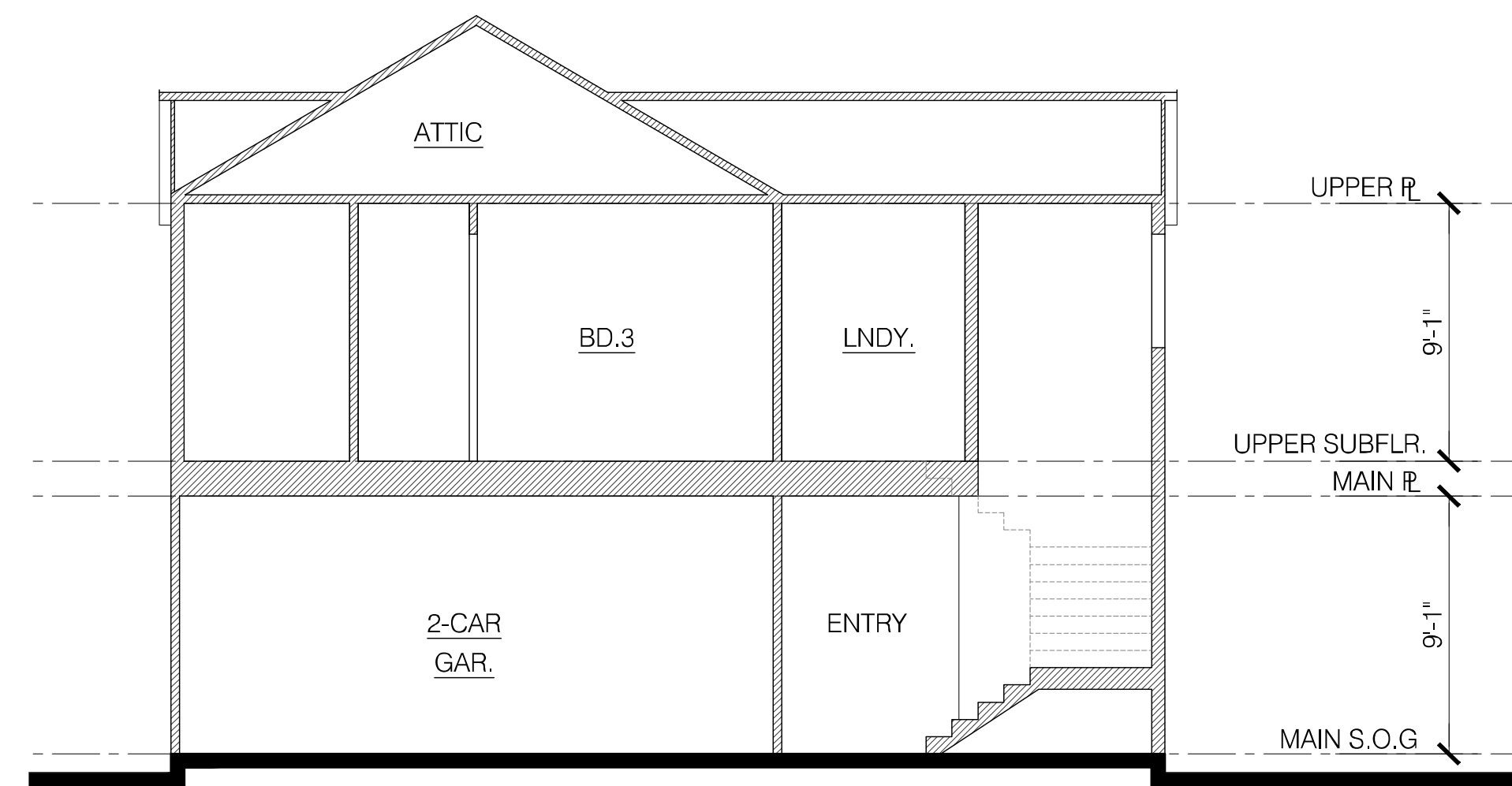
444 Spear Street, Suite 105
San Francisco, CA 94105
www.hunthalejones.com

t. 415-512-1300
f. 415-288-0288

PLAN 1B - EXTERIOR ELEVATIONS

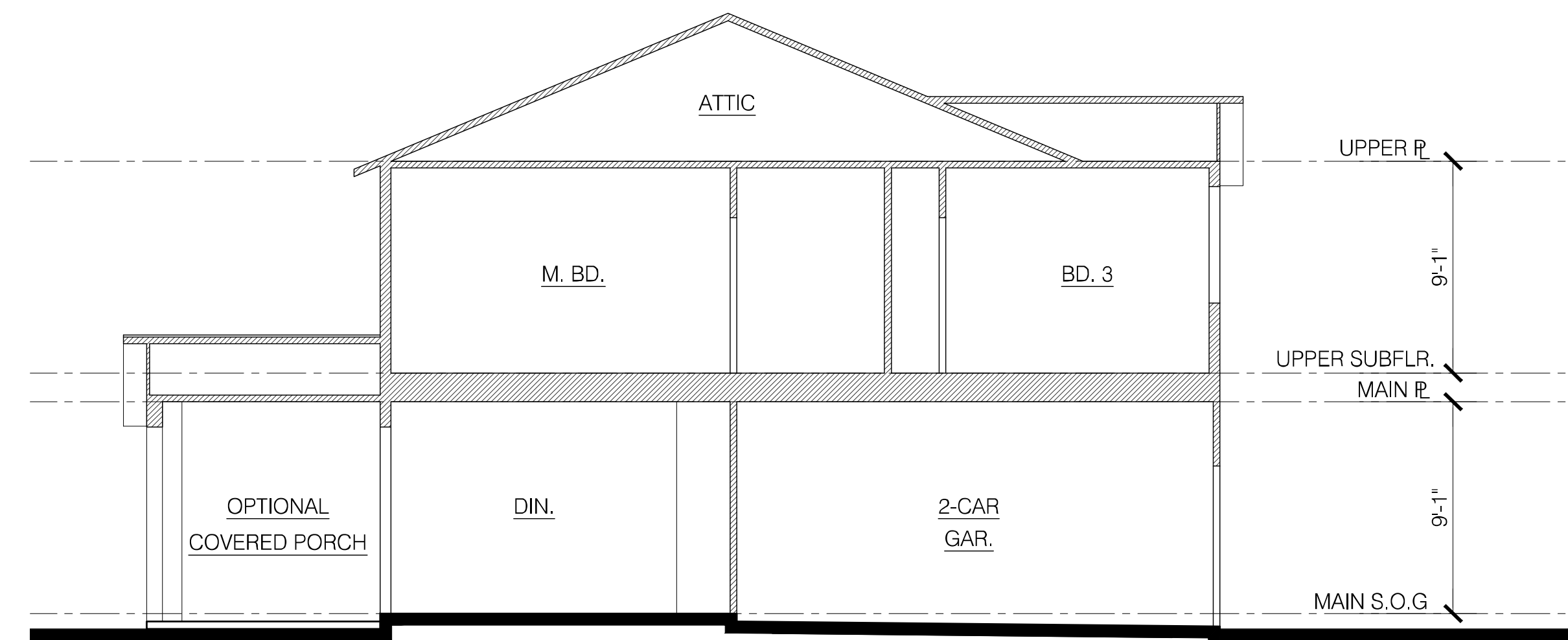
A5

SCALE: 3/16" = 1'-0"
DATE: 12.18.2019
PROJECT: 352001.00



SECTION AA

PLAN 1



SECTION BB

PLAN 1

STONEBRIDGE
2220 FULTON ROAD
SANTA ROSA, CA

843 Second Street
Santa Rosa, CA 95404
J. Kapolchok
+ Associates
Land Use Planning
Urban Design

RIPLEY
DESIGN
GROUP

CIVIL DESIGN CONSULTANTS, INC.
2200 Range Avenue, Suite 204
Santa Rosa, CA 95403
(707) 542-4820



**HUNT
HALE
JONES**

Architecture | Planning | Interiors

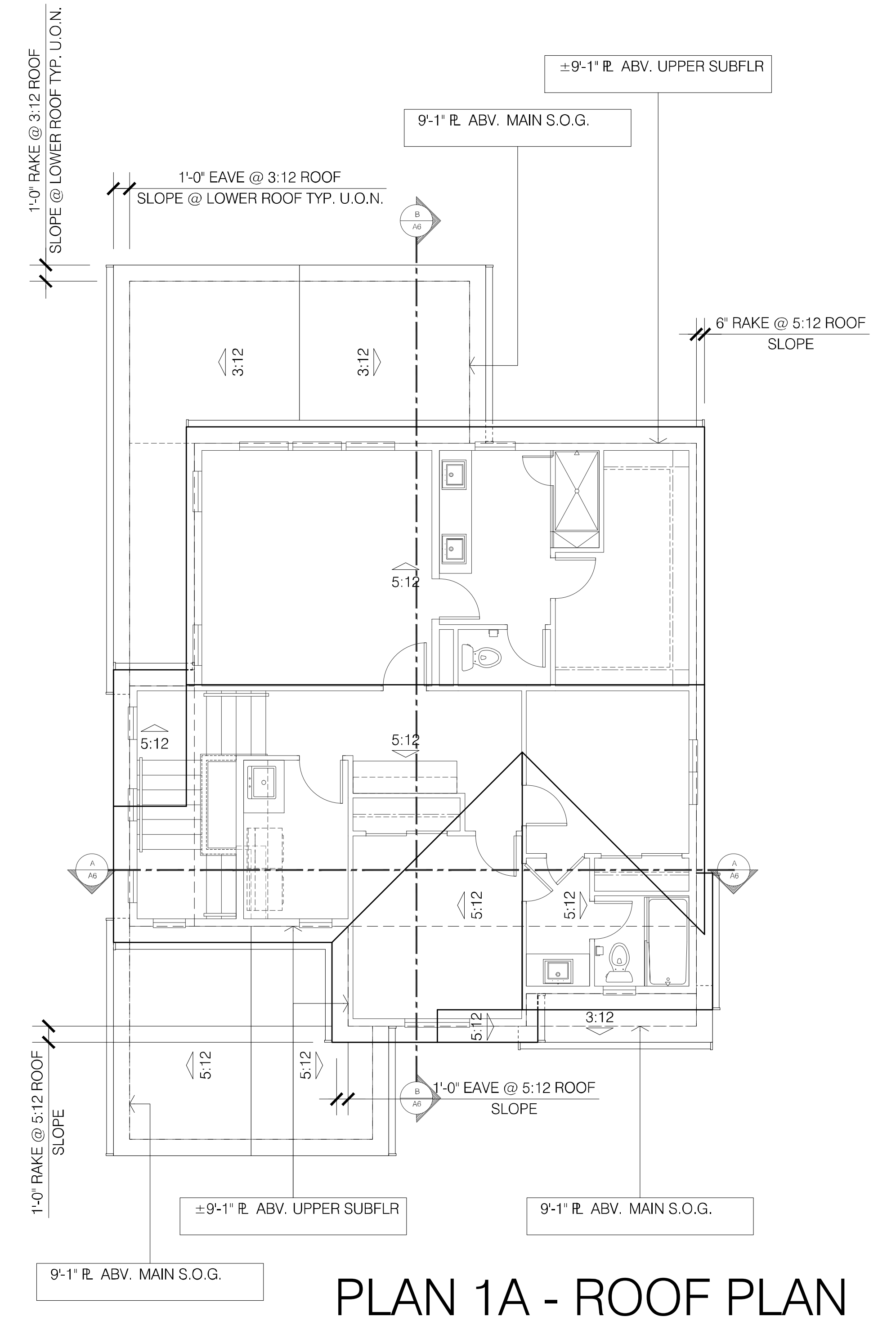
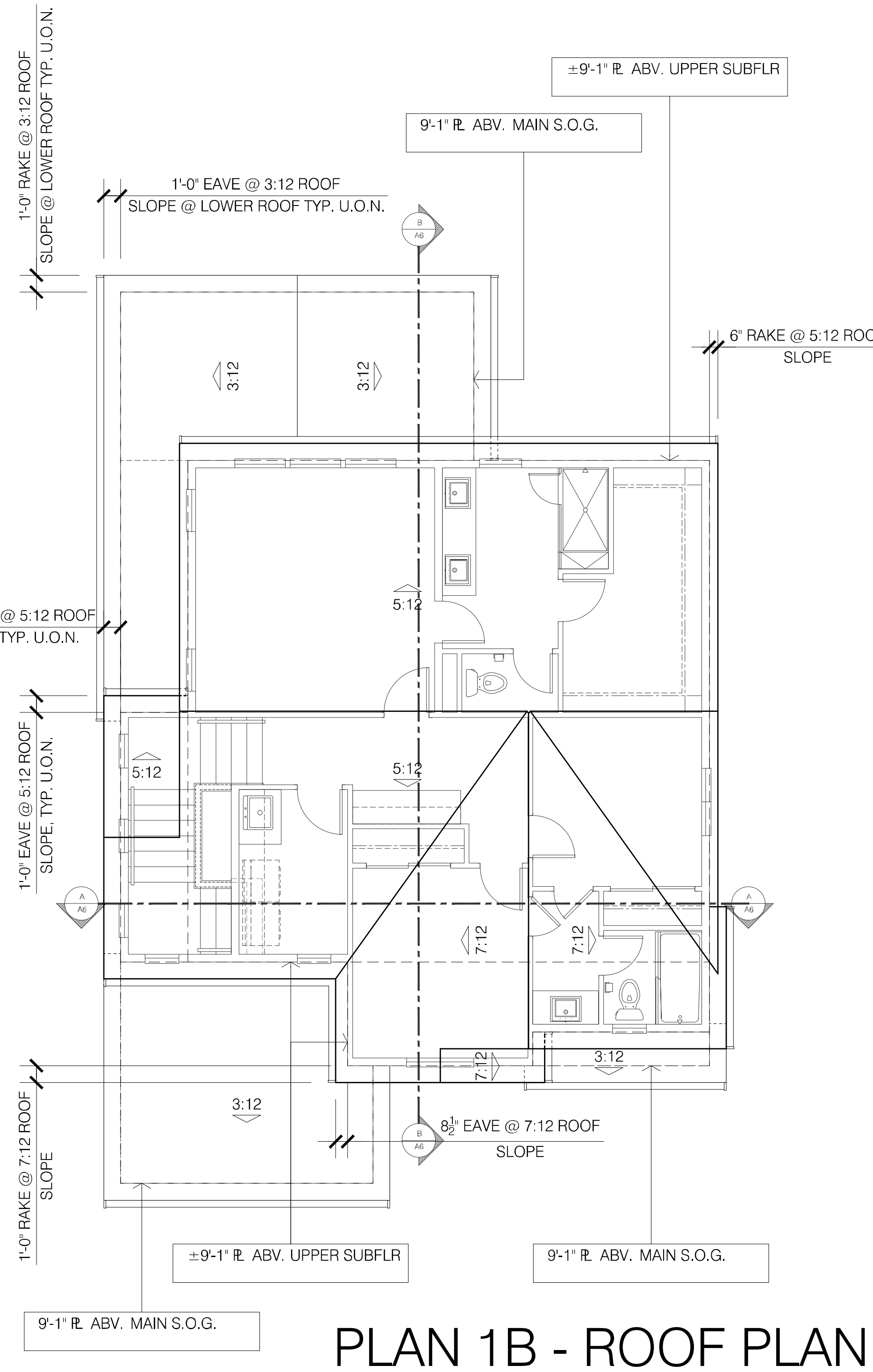
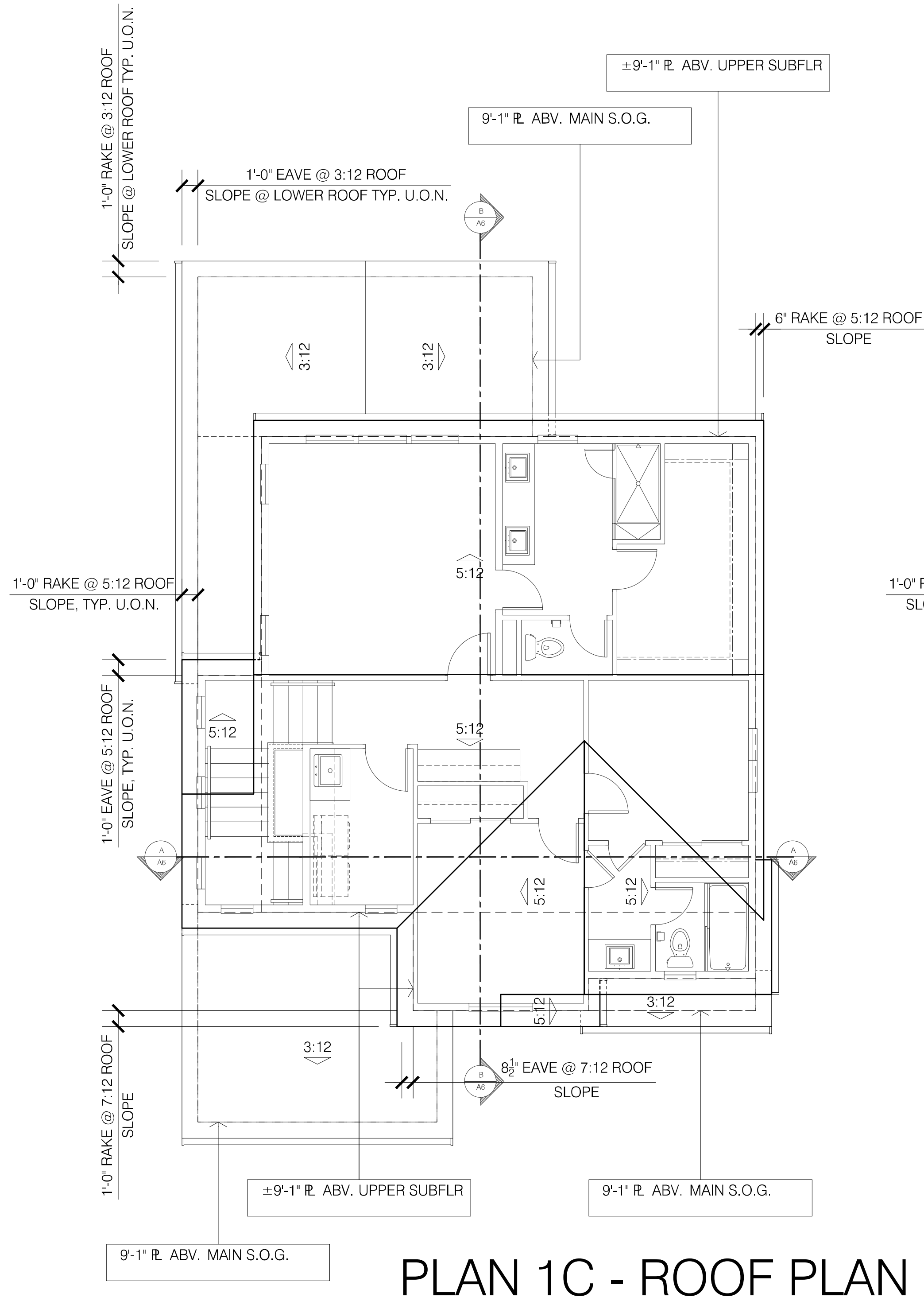
444 Spear Street, Suite 105
San Francisco, CA 94105
www.hunthalejones.com

t. 415-512-1300
f. 415-288-0288

PLAN 1 - SECTIONS

A6

SCALE: 3/16" = 1'-0"
DATE: 12.18.2019
PROJECT: 352001.00



STONEBRIDGE
2220 FULTON ROAD
SANTA ROSA, CA

843 Second Street
Santa Rosa, CA 95404
J. Kapolchok + Associates
Land Use Planning
Urban Design

RIPLEY DESIGN GROUP

CIVIL DESIGN CONSULTANTS, INC.
2200 Range Avenue, Suite 204
Santa Rosa, CA 95403
(707) 542-4820



HUNT HALE JONES

Architecture | Planning | Interiors

444 Spear Street, Suite 105
San Francisco, CA 94105
www.hunthalejones.com

t. 415-512-1300
f. 415-288-0288

PLAN 1 - ROOF PLANS

A7

SCALE: 3/16" = 1'-0"
DATE: 12.18.2019
PROJECT: 352001.00



FRONT ELEVATION

PLAN 2A - CRAFTSMAN



FRONT ELEVATION

PLAN 2B - FARMHOUSE



FRONT ELEVATION

PLAN 2C - TRADITIONAL

STONEBRIDGE
2220 FULTON ROAD
SANTA ROSA, CA

843 Second Street
Santa Rosa, CA 95404
J. Kapolchok
+ Associates
Land Use Planning
Urban Design

RIPLEY
DESIGN
GROUP

CIVIL DESIGN CONSULTANTS, INC.
2200 Range Avenue, Suite 204
Santa Rosa, CA 95403
(707) 542-4820



**HUNT
HALE
JONES**

Architecture | Planning | Interiors

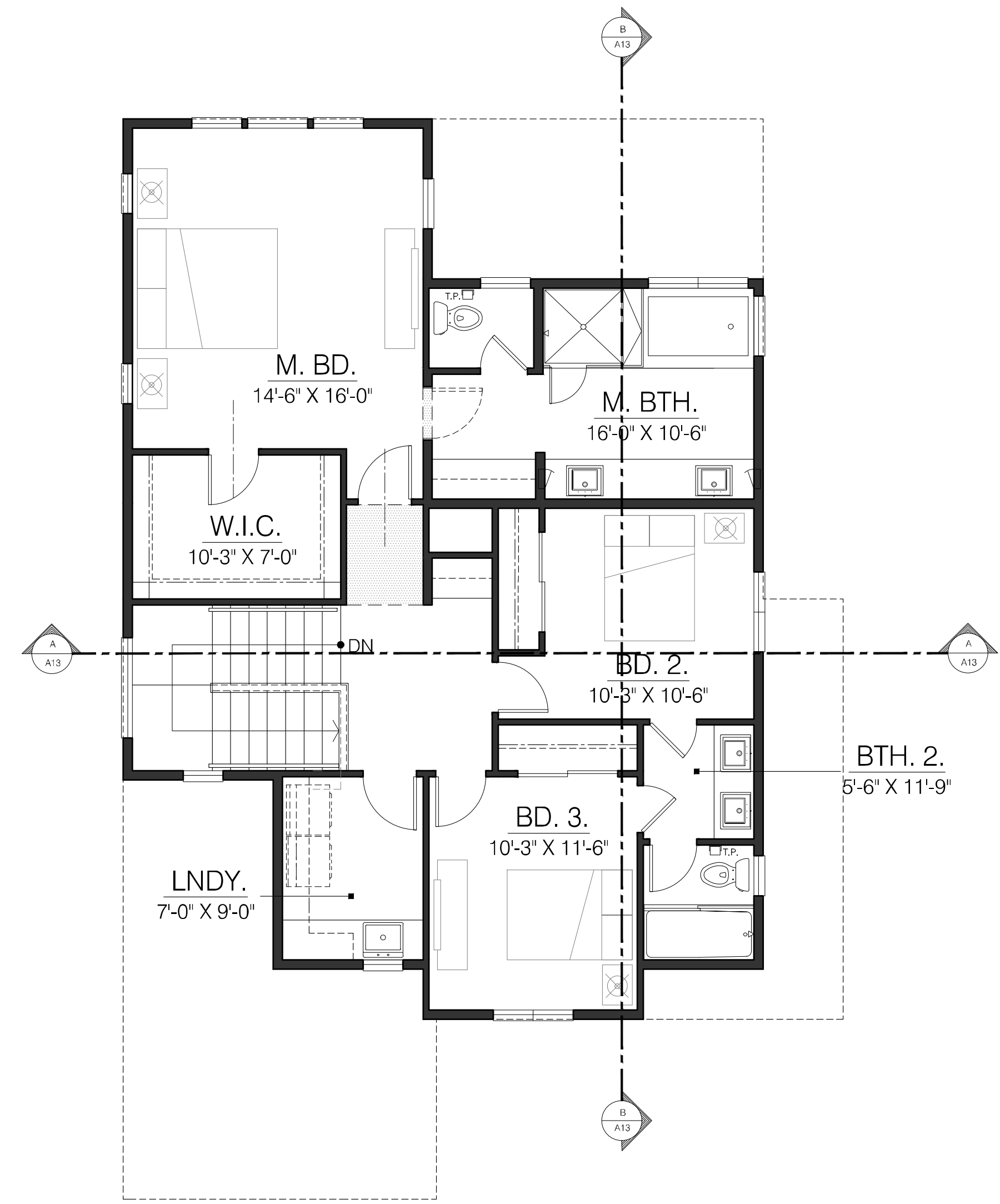
444 Spear Street, Suite 105
San Francisco, CA 94105
www.hunthalejones.com

t. 415-512-1300
f. 415-288-0288

PLAN 2 FRONT ELEVATIONS

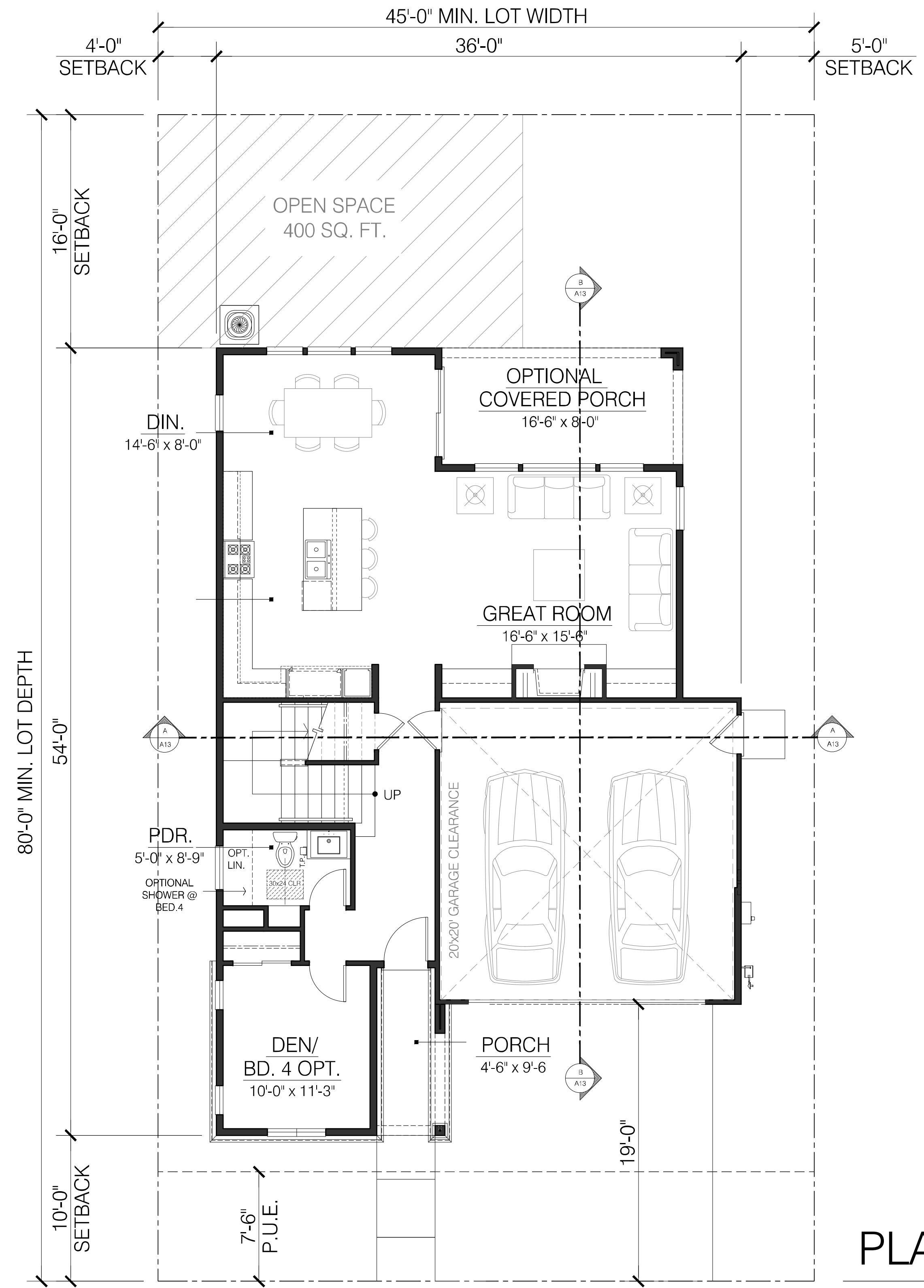
A8

SCALE: 3/16" = 1'-0"
DATE: 12.18.2019
PROJECT: 352001.00



PLAN 2A

UPPER FLOOR LIVING: 1091 SQ. FT.



PLAN 2A

MAIN FLOOR LIVING: 1050 SQ. FT.
 TOTAL LIVING: 2141 SQ. FT.
 GARAGE: 431 SQ. FT.

STONEBRIDGE
 2220 FULTON ROAD
 SANTA ROSA, CA

843 Second Street
 Santa Rosa, CA 95404
J. Kapolchok
 + Associates
 Land Use Planning
 Urban Design



CIVIL DESIGN CONSULTANTS, INC.
 2200 Range Avenue, Suite 204
 Santa Rosa, CA 95403
 (707) 542-4820

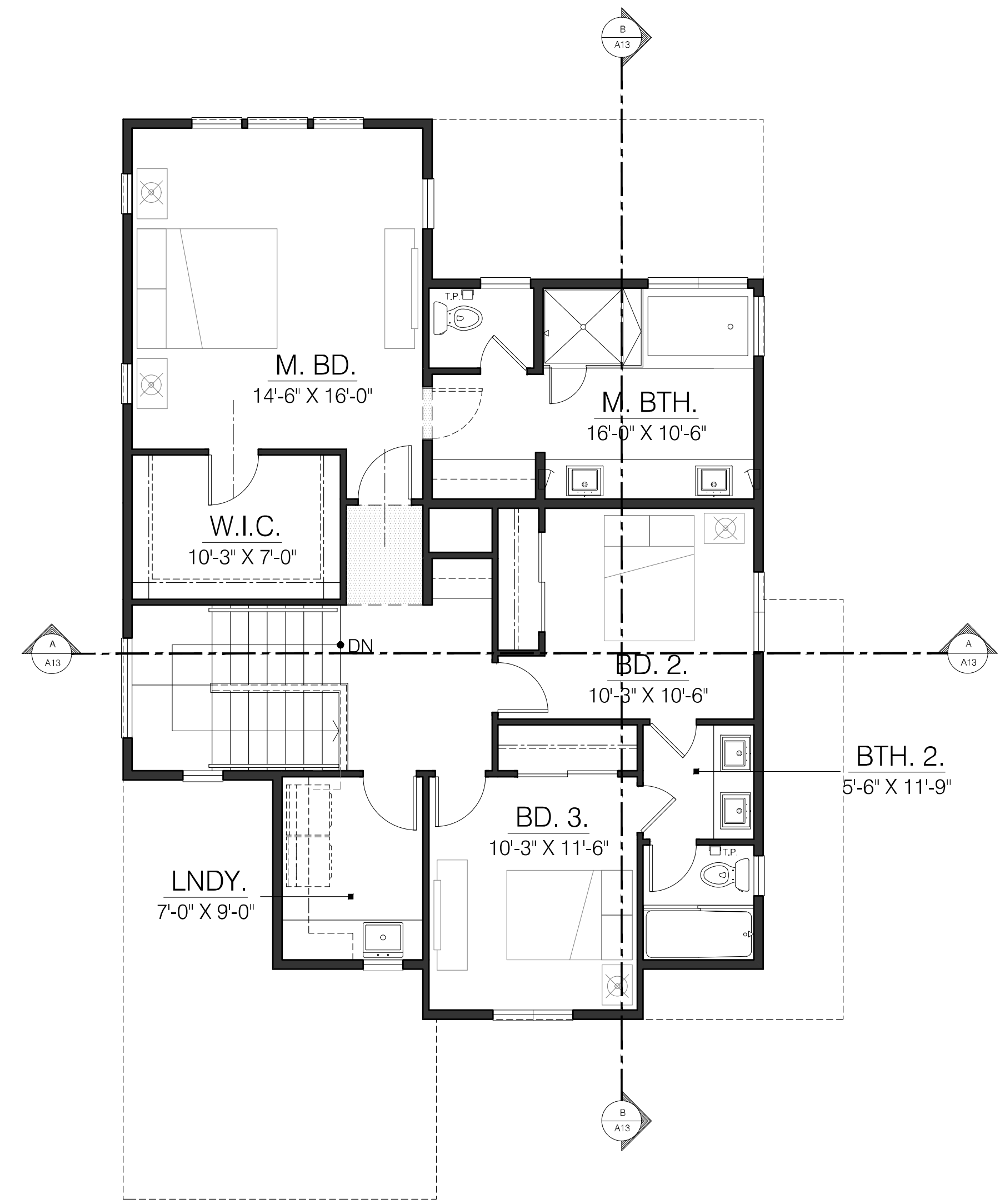


Architecture | Planning | Interiors
 444 Spear Street, Suite 105
 San Francisco, CA 94105
 www.hunthalejones.com
 t. 415-512-1300
 f. 415-288-0288

PLAN 2A - FLOOR PLANS

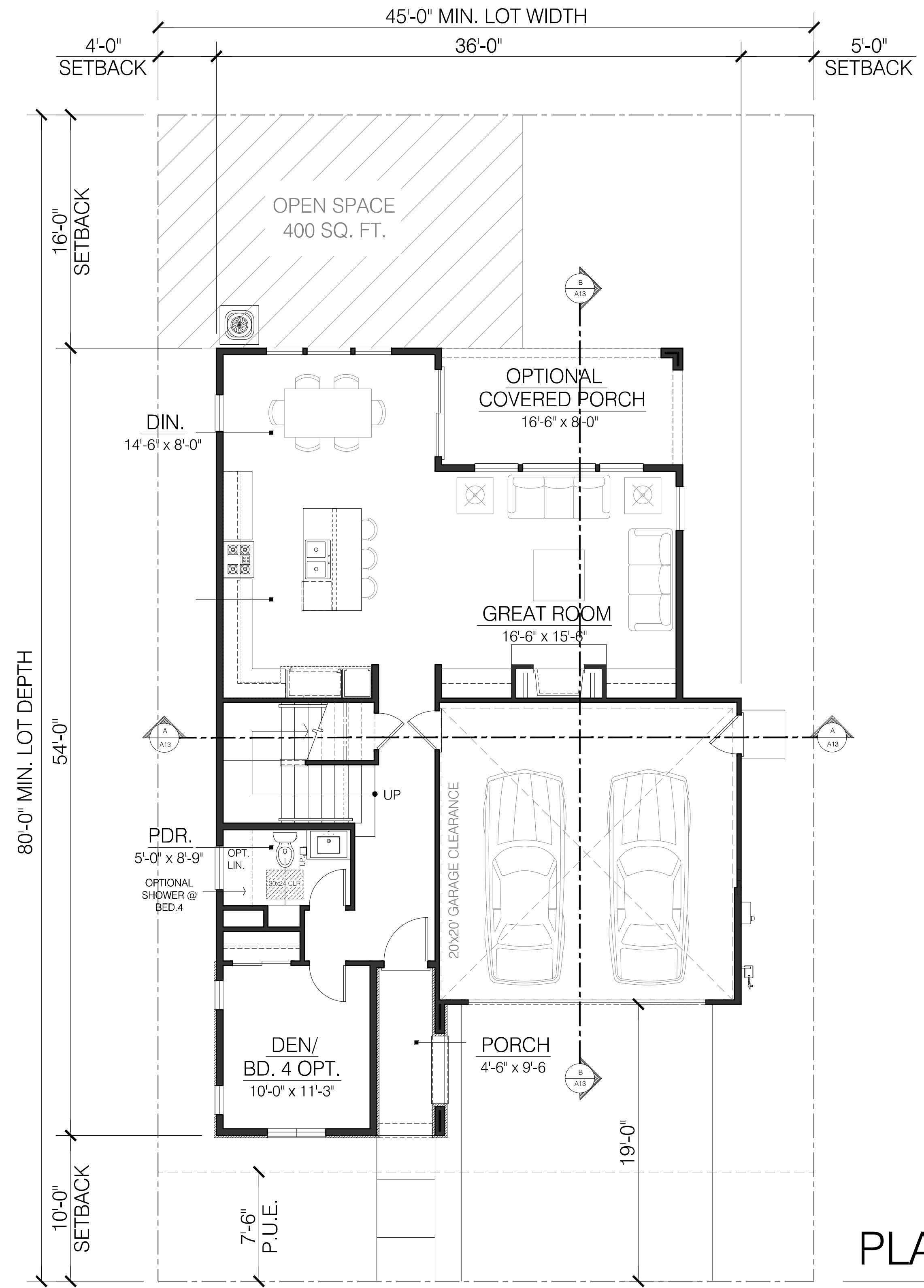
A9

SCALE: 3/16" = 1'-0"
 DATE: 12.18.2019
 PROJECT: 352001.00



PLAN 2B

UPPER FLOOR LIVING: 1091 SQ. FT.



PLAN 2B


MAIN FLOOR LIVING: 1050 SQ. FT.
 TOTAL LIVING: 2141 SQ. FT.
 GARAGE: 431 SQ. FT.

STONEBRIDGE
 2220 FULTON ROAD
 SANTA ROSA, CA

843 Second Street
 Santa Rosa, CA 95404
J. Kapolchok + Associates
 Land Use Planning
 Urban Design



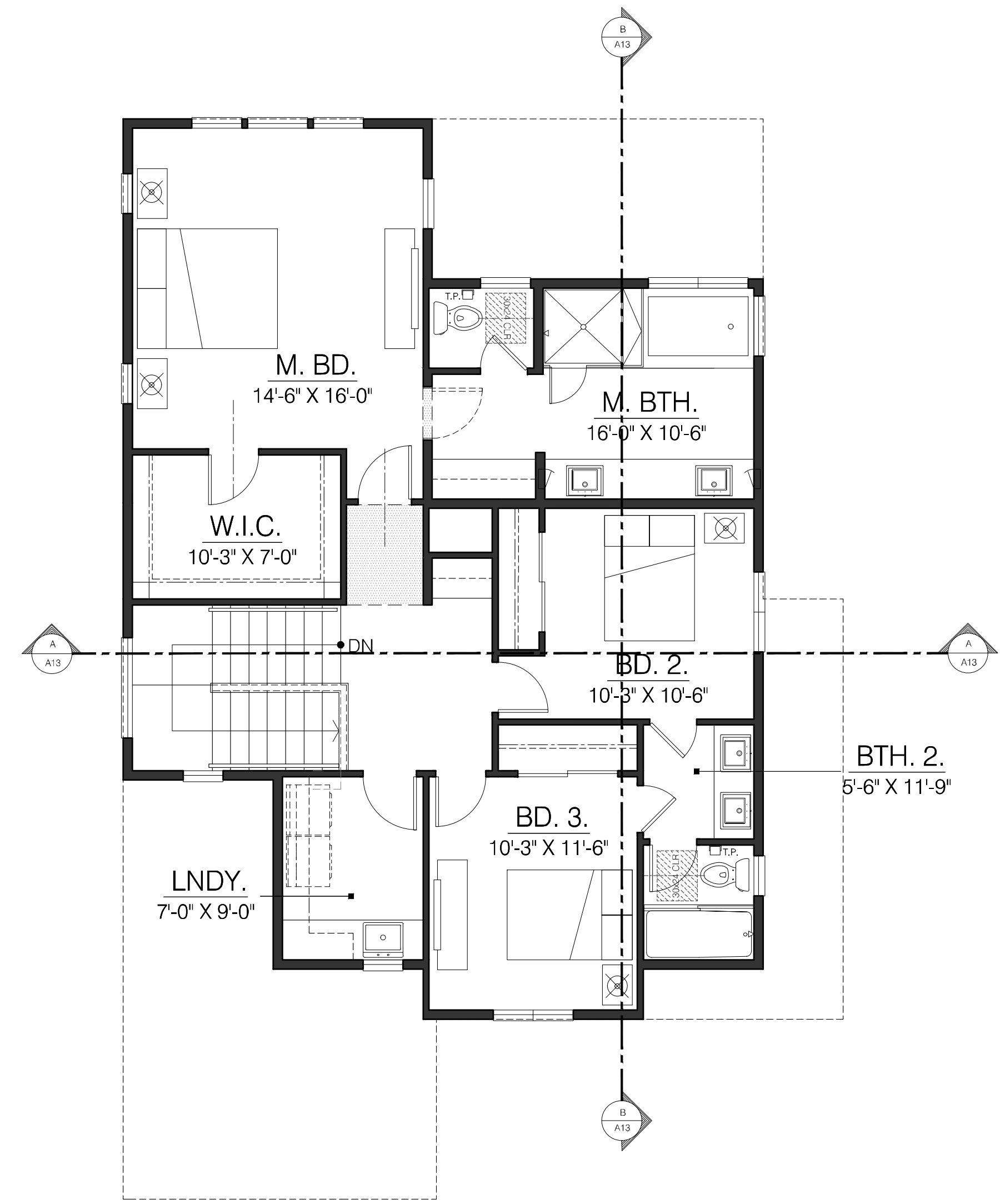
CIVIL DESIGN CONSULTANTS, INC.
 2200 Range Avenue, Suite 204
 Santa Rosa, CA 95403
 (707) 542-4820



Architecture | Planning | Interiors
 444 Spear Street, Suite 105
 San Francisco, CA 94105
 www.hunthalejones.com
 t. 415-512-1300
 f. 415-288-0288

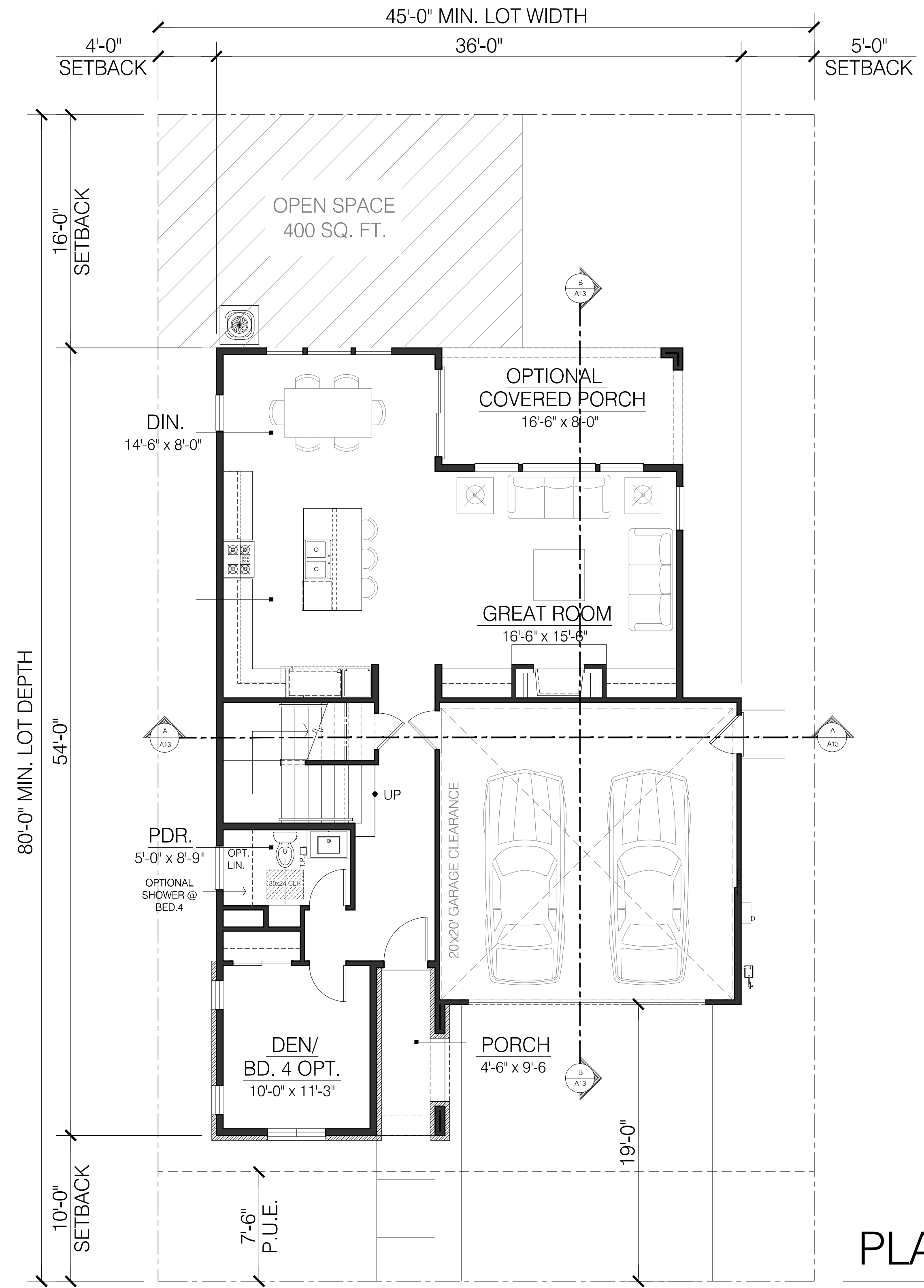
PLAN 2B - FLOOR PLANS
A10

SCALE: 3/16" = 1'-0"
 DATE: 12.18.2019
 PROJECT: 352001.00



PLAN 2C

UPPER FLOOR LIVING: 1091 SQ. FT.



PLAN 2C

MAIN FLOOR LIVING: 1050 SQ. FT.
 TOTAL LIVING: 2141 SQ. FT.
 GARAGE: 431 SQ. FT.

STONEBRIDGE
 2220 FULTON ROAD
 SANTA ROSA, CA

843 Second Street
 Santa Rosa, CA 95404
J. Kapolchok
 + Associates
 Land Use Planning
 Urban Design



CIVIL DESIGN CONSULTANTS, INC.
 2200 Range Avenue, Suite 204
 Santa Rosa, CA 95403
 (707) 542-4820

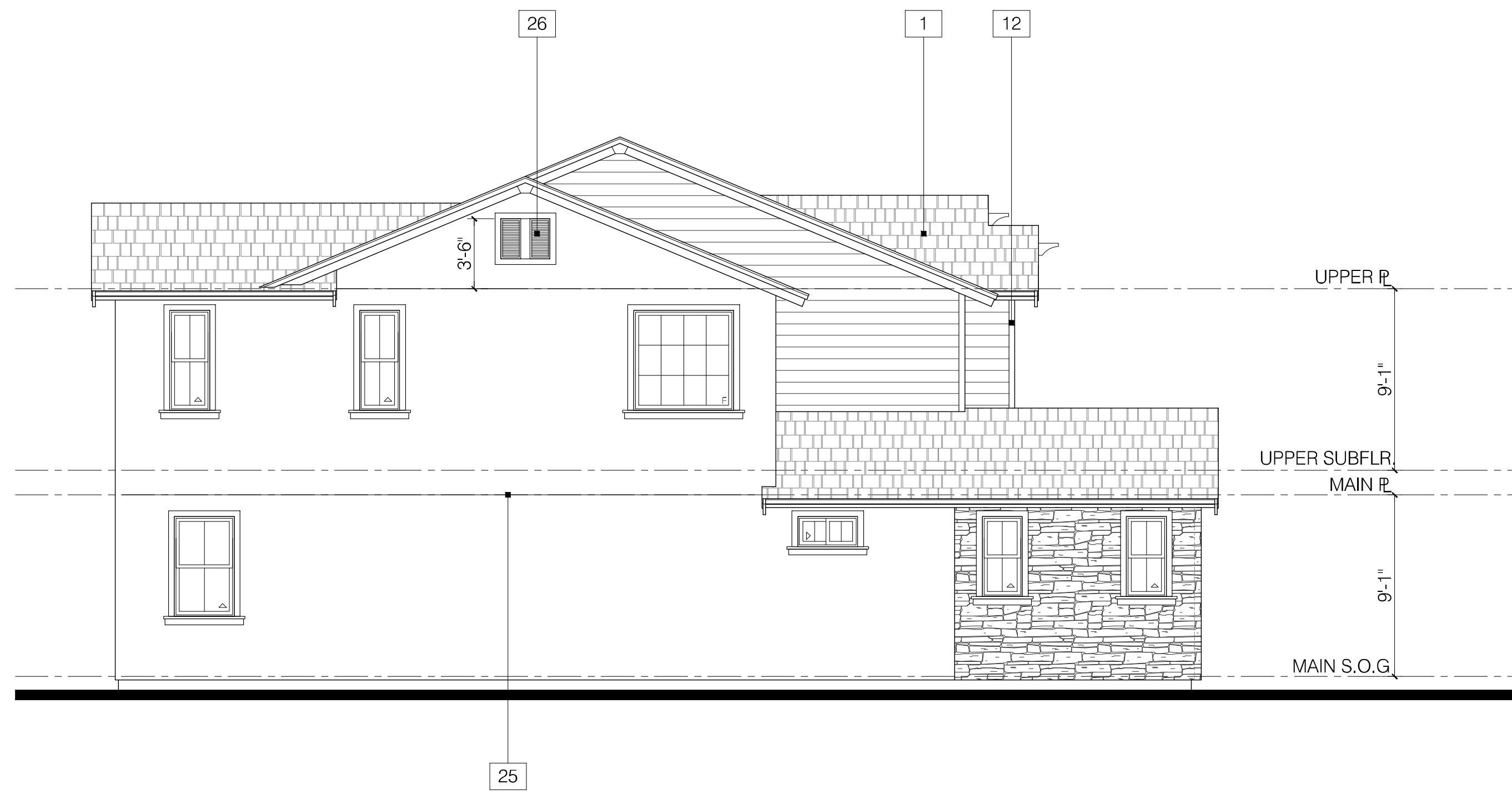


Architecture | Planning | Interiors
 444 Spear Street, Suite 105
 San Francisco, CA 94105
 www.hunthalejones.com
 t. 415-512-1300
 f. 415-288-0288

PLAN 2C - FLOOR PLANS

A11

SCALE: 3/16" = 1'-0"
 DATE: 12.18.2019
 PROJECT: 352001.00



LEFT ELEVATION

PLAN 2C - TRADITIONAL



RIGHT ELEVATION

PLAN 2C - TRADITIONAL



FRONT ELEVATION

PLAN 2C - TRADITIONAL



REAR ELEVATION

PLAN 2C - TRADITIONAL

MATERIAL SPECIFICATIONS					
1	COMPOSITION SHINGLE ROOF	10	METAL ROLL-UP GARAGE DOOR	19	POLYURETHANE SHUTTERS
2	STUCCO	11	VINYL WINDOW	20	STUCCO OVER SHAPED FOAM TRIM
3	BOARD AND BATTEN SIDING	12	WOOD TRIM	21	PRECAST TRIM
4	LAP SIDING (7" EXPOSURE)	13	WOOD CORBEL	22	WALL MOUNTED LIGHT FIXTURE - DARKSKY COMPLIANT
5	LAP SIDING (4" EXPOSURE)	14	WOOD KICKER	23	SLIDING GLASS DOOR
6	SHINGLE SIDING	15	WOOD RAILING	24	SWINGING FRENCH DOOR
7	ADHERED STONE VENEER	16	WOOD POST	25	EXPANSION JOINT
8	BRICK	17	BUILT-UP COLUMN	26	GABLE VENTS
9	FIBERGLASS FRONT DOOR	18	POTSHELF	27	BRICK TRIM

STONEBRIDGE
2220 FULTON ROAD
SANTA ROSA, CA

843 Second Street
Santa Rosa, CA 95404
J. Kapolchok
+ Associates
Land Use Planning
Urban Design

RIPLEY
DESIGN
GROUP

CIVIL DESIGN CONSULTANTS, INC.
2200 Range Avenue, Suite 204
Santa Rosa, CA 95403
(707) 542-4820



**HUNT
HALE
JONES**

Architecture | Planning | Interiors

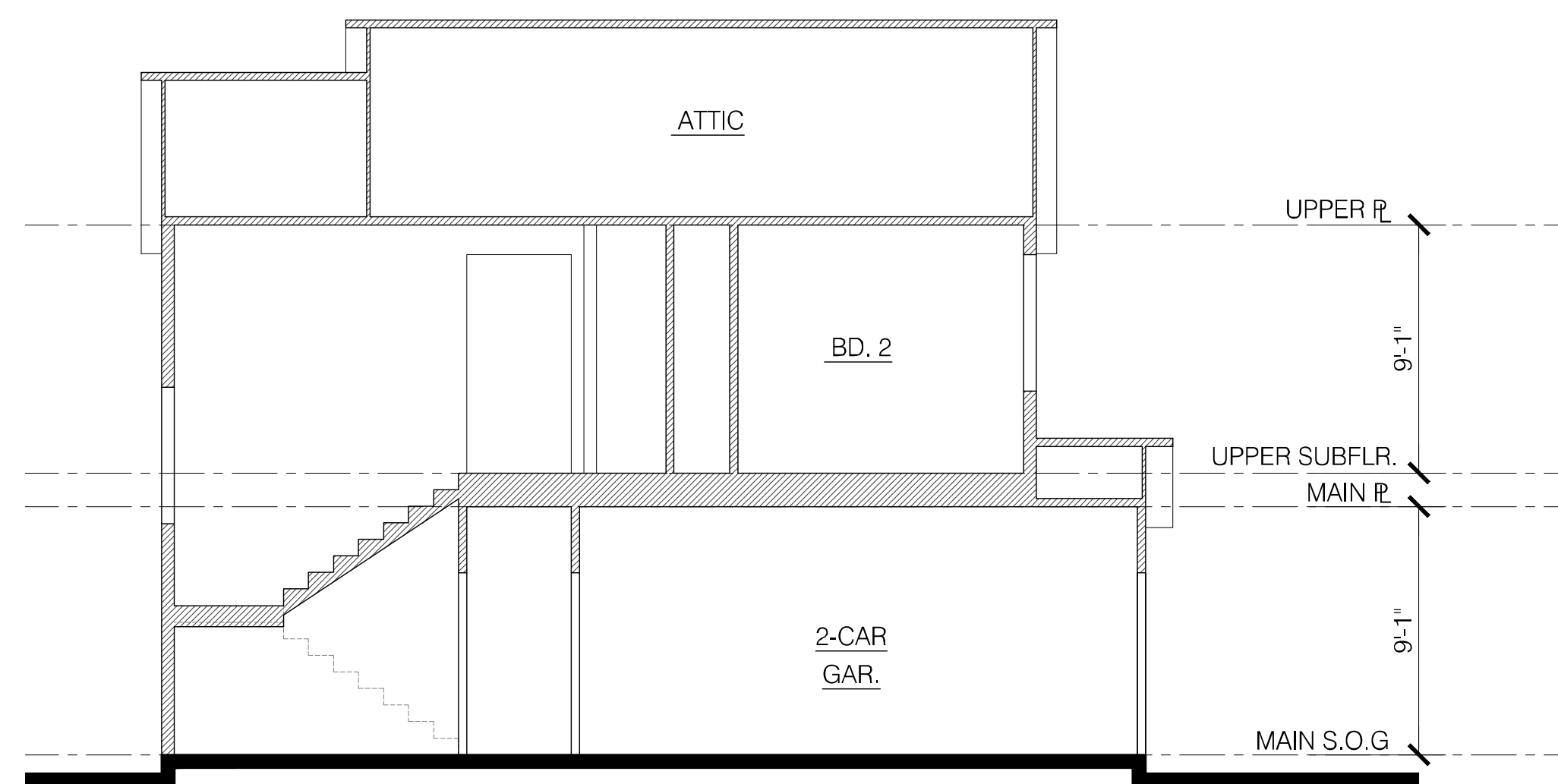
444 Spear Street, Suite 105
San Francisco, CA 94105
www.hunthalejones.com

t. 415-512-1300
f. 415-288-0288

PLAN 2C - EXTERIOR ELEVATIONS

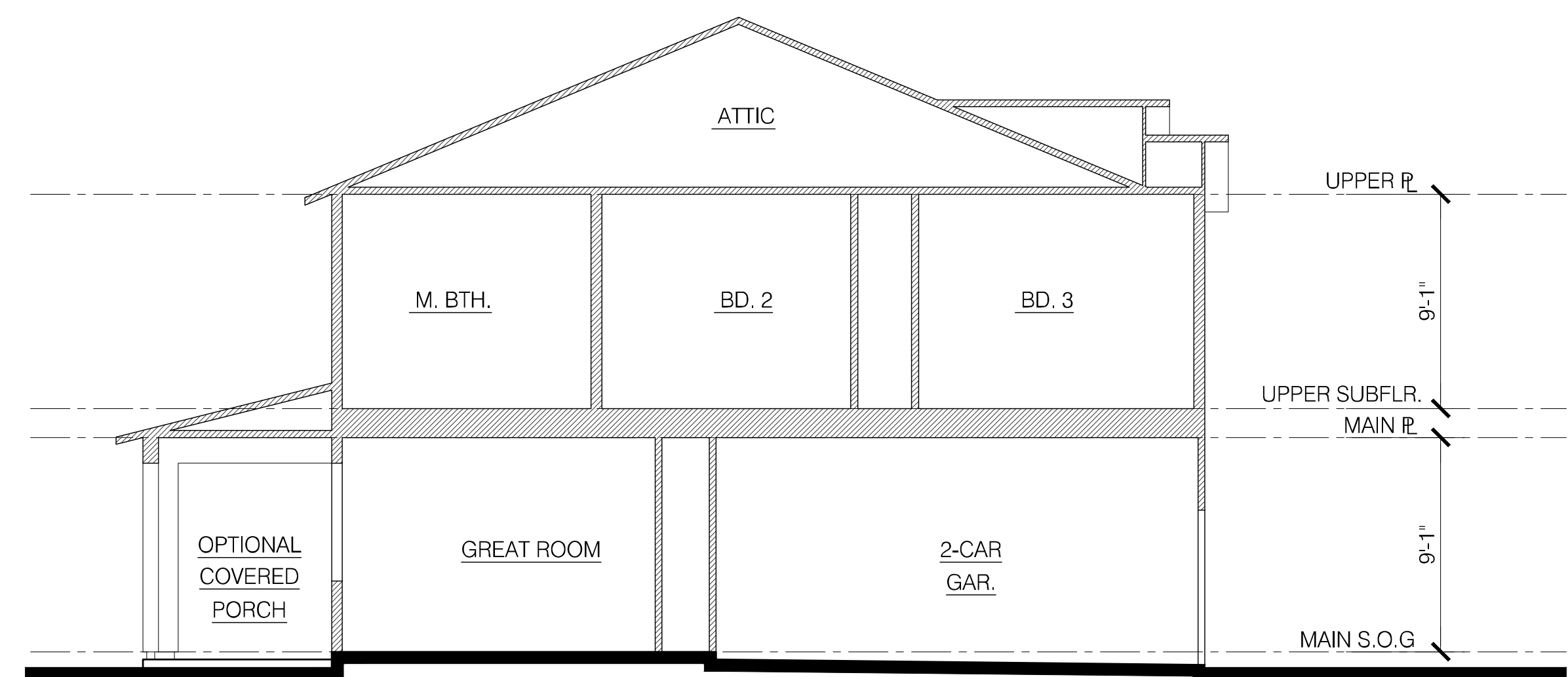
A12

SCALE: 3/16" = 1'-0"
DATE: 12.18.2019
PROJECT: 352001.00



SECTION AA

PLAN 2



SECTION BB

PLAN 2

STONEBRIDGE
2220 FULTON ROAD
SANTA ROSA, CA

843 Second Street
Santa Rosa, CA 95404
J. Kapolchok
+ Associates
Land Use Planning
Urban Design

RIPLEY
DESIGN
GROUP

CIVIL DESIGN CONSULTANTS, INC.
2200 Range Avenue, Suite 204
Santa Rosa, CA 95403
(707) 542-4820



**HUNT
HALE
JONES**

Architecture | Planning | Interiors

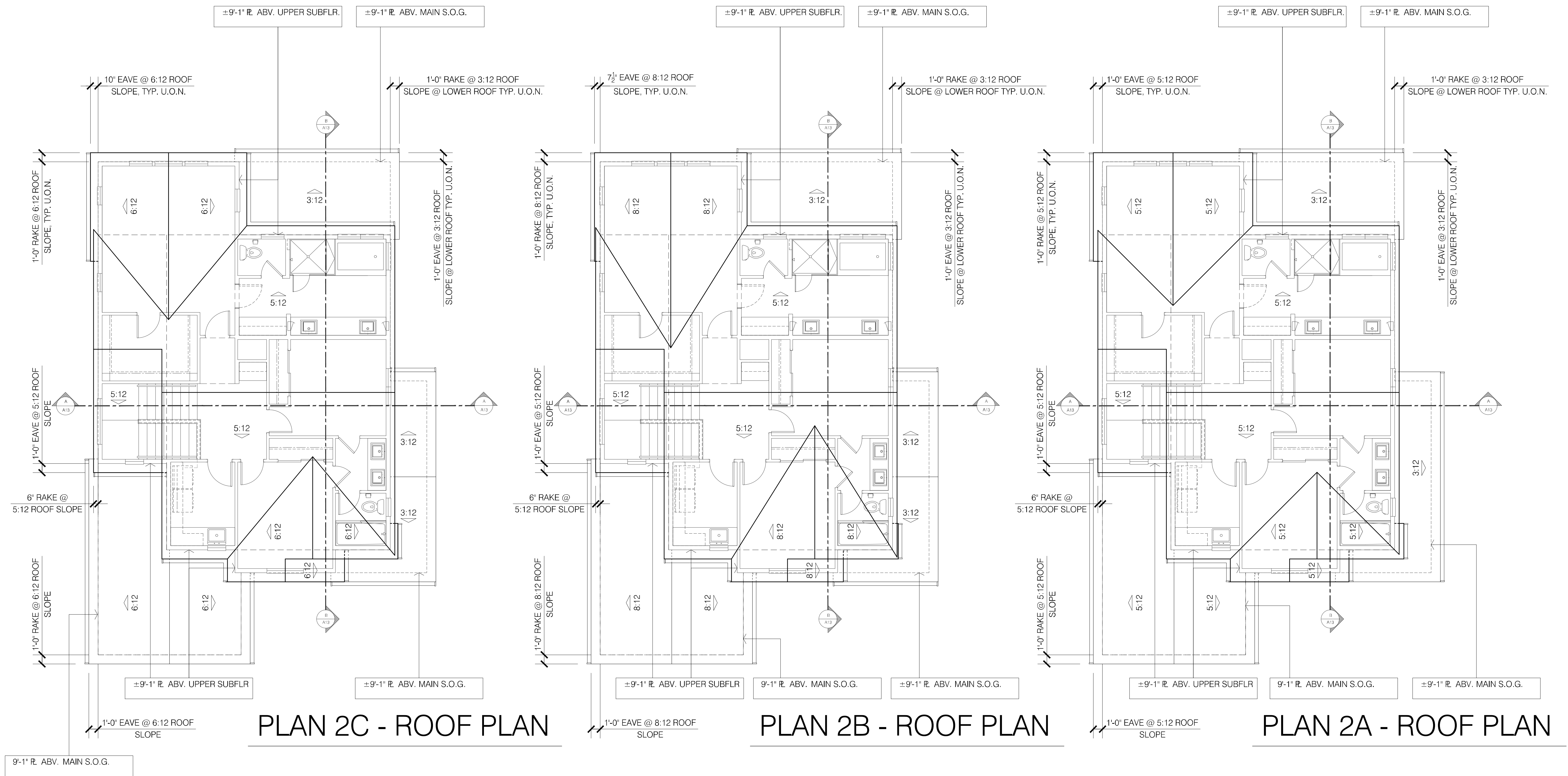
444 Spear Street, Suite 105
San Francisco, CA 94105
www.hunthalejones.com

t. 415-512-1300
f. 415-288-0288

PLAN 2 - SECTIONS

A13

SCALE: 3/16" = 1'-0"
DATE: 12.18.2019
PROJECT: 352001.00



PLAN 2C - ROOF PLAN

PLAN 2B - ROOF PLAN


PLAN 2A - ROOF PLAN

STONEBRIDGE
 2220 FULTON ROAD
 SANTA ROSA, CA

843 Second Street
 Santa Rosa, CA 95404
J. Kapolchok
 + Associates
 Land Use Planning
 Urban Design



CIVIL DESIGN CONSULTANTS, INC.
 2200 Range Avenue, Suite 204
 Santa Rosa, CA 95403
 (707) 542-4820



Architecture | Planning | Interiors
 444 Spear Street, Suite 105
 San Francisco, CA 94105
 www.hunthalejones.com
 t. 415-512-1300
 f. 415-288-0288

PLAN 2 - ROOF PLANS
A14
 SCALE: 3/16" = 1'-0"
 DATE: 12.18.2019
 PROJECT: 352001.00



FRONT ELEVATION

PLAN 3A - CRAFTSMAN



FRONT ELEVATION

PLAN 3B - FARMHOUSE



FRONT ELEVATION

PLAN 3C - TRADITIONAL

STONEBRIDGE
2220 FULTON ROAD
SANTA ROSA, CA

843 Second Street
Santa Rosa, CA 95404
J. Kapolchok
+ Associates
Land Use Planning
Urban Design

RIPLEY
DESIGN
GROUP

CIVIL DESIGN CONSULTANTS, INC.
2200 Range Avenue, Suite 204
Santa Rosa, CA 95403
(707) 542-4820



**HUNT
HALE
JONES**

Architecture | Planning | Interiors

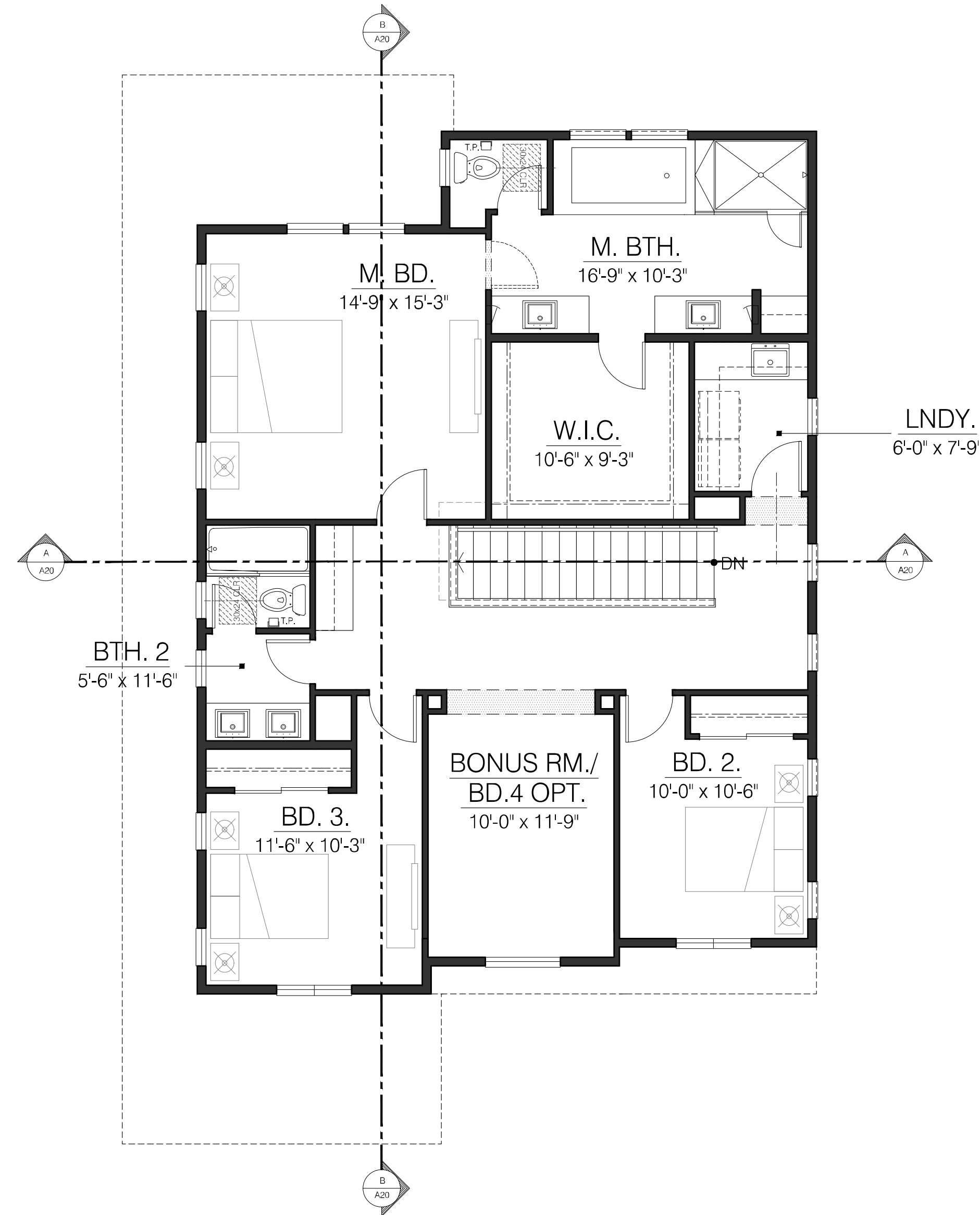
444 Spear Street, Suite 105
San Francisco, CA 94105
www.hunthalejones.com

t. 415-512-1300
f. 415-288-0288

PLAN 3 FRONT ELEVATIONS

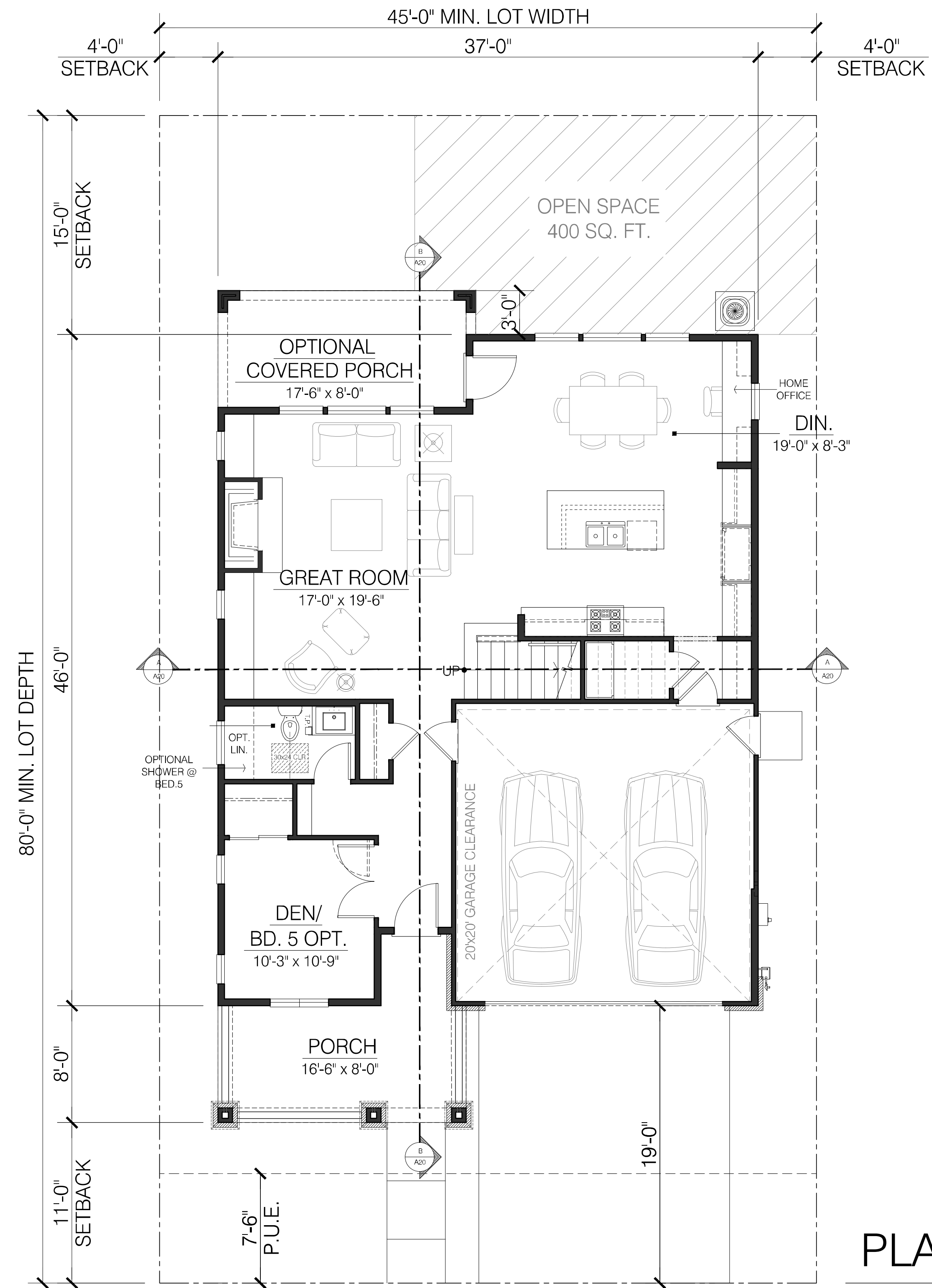
A15

SCALE: 3/16" = 1'-0"
DATE: 12.18.2019
PROJECT: 352001.00



PLAN 3A

UPPER FLOOR LIVING: 1357 SQ. FT.



PLAN 3A

MAIN FLOOR LIVING: 1163 SQ. FT.
 TOTAL LIVING: 2520 SQ. FT.
 GARAGE: 430 SQ. FT.

STONEBRIDGE
 2220 FULTON ROAD
 SANTA ROSA, CA

843 Second Street
 Santa Rosa, CA 95404
J. Kapolchok + Associates
 Land Use Planning
 Urban Design



CIVIL DESIGN CONSULTANTS, INC.
 2200 Range Avenue, Suite 204
 Santa Rosa, CA 95403
 (707) 542-4820



Architecture | Planning | Interiors

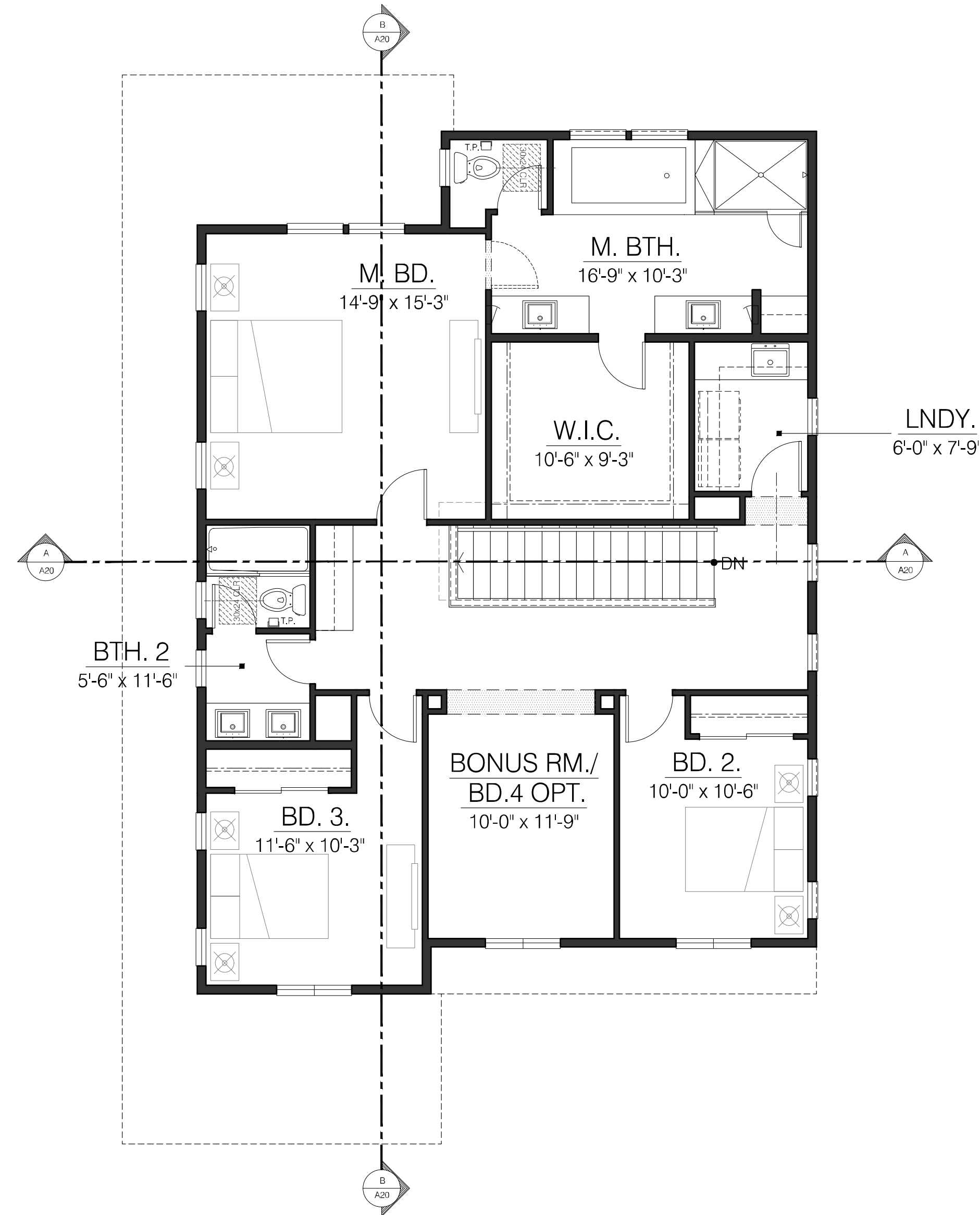
444 Spear Street, Suite 105
 San Francisco, CA 94105
 www.hunthalejones.com

t. 415-512-1300
 f. 415-288-0288

PLAN 3A - FLOOR PLANS

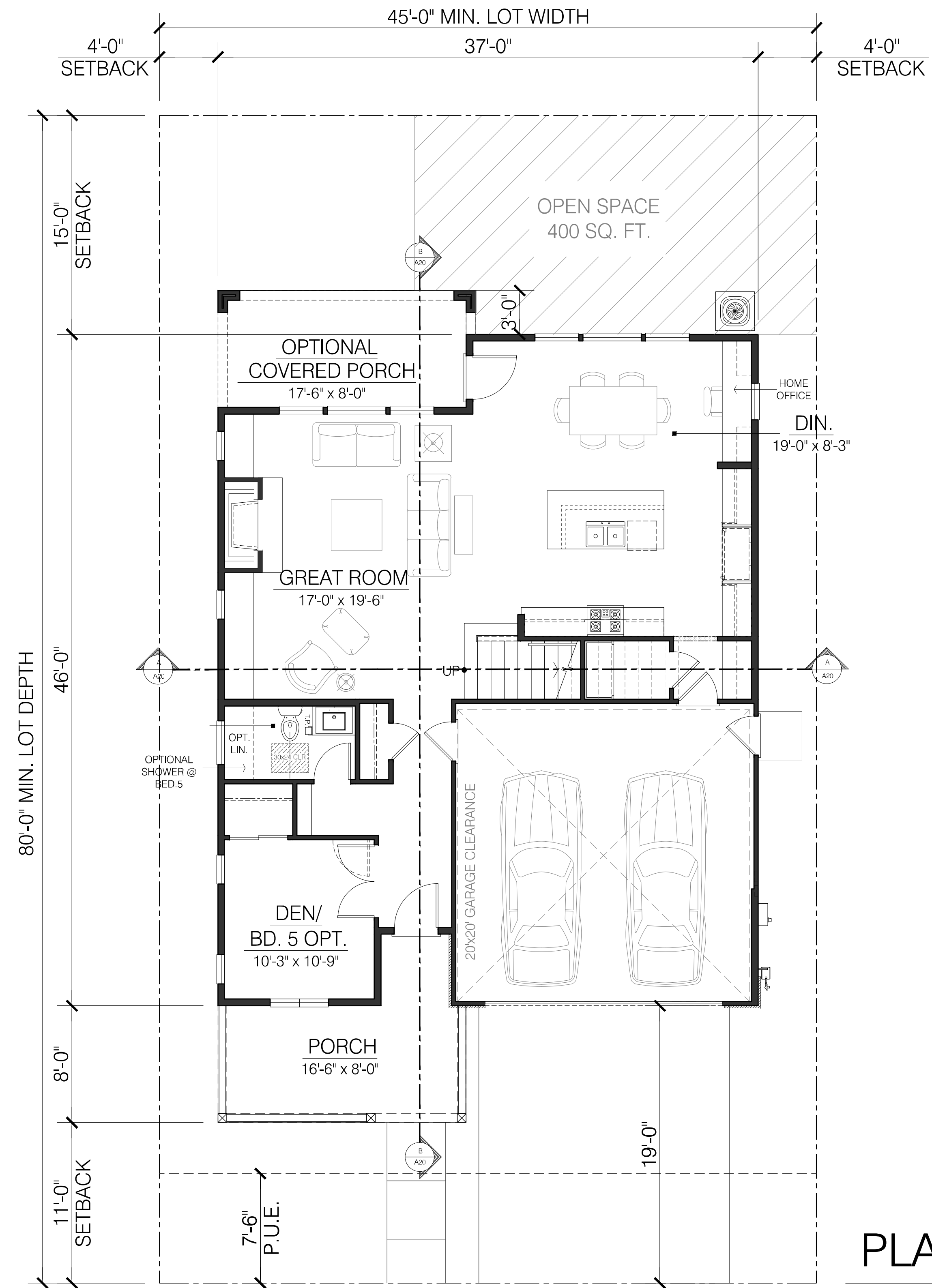
A16

SCALE: 3/16" = 1'-0"
 DATE: 12.18.2019
 PROJECT: 352001.00



PLAN 3B

UPPER FLOOR LIVING: 1347 SQ. FT.



PLAN 3B

MAIN FLOOR LIVING: 1163 SQ. FT.
 TOTAL LIVING: 2510 SQ. FT.
 GARAGE: 430 SQ. FT.

STONEBRIDGE
 2220 FULTON ROAD
 SANTA ROSA, CA

843 Second Street
 Santa Rosa, CA 95404
J. Kapolchok
 + Associates
 Land Use Planning
 Urban Design



CIVIL DESIGN CONSULTANTS, INC.
 2200 Range Avenue, Suite 204
 Santa Rosa, CA 95403
 (707) 542-4820



Architecture | Planning | Interiors

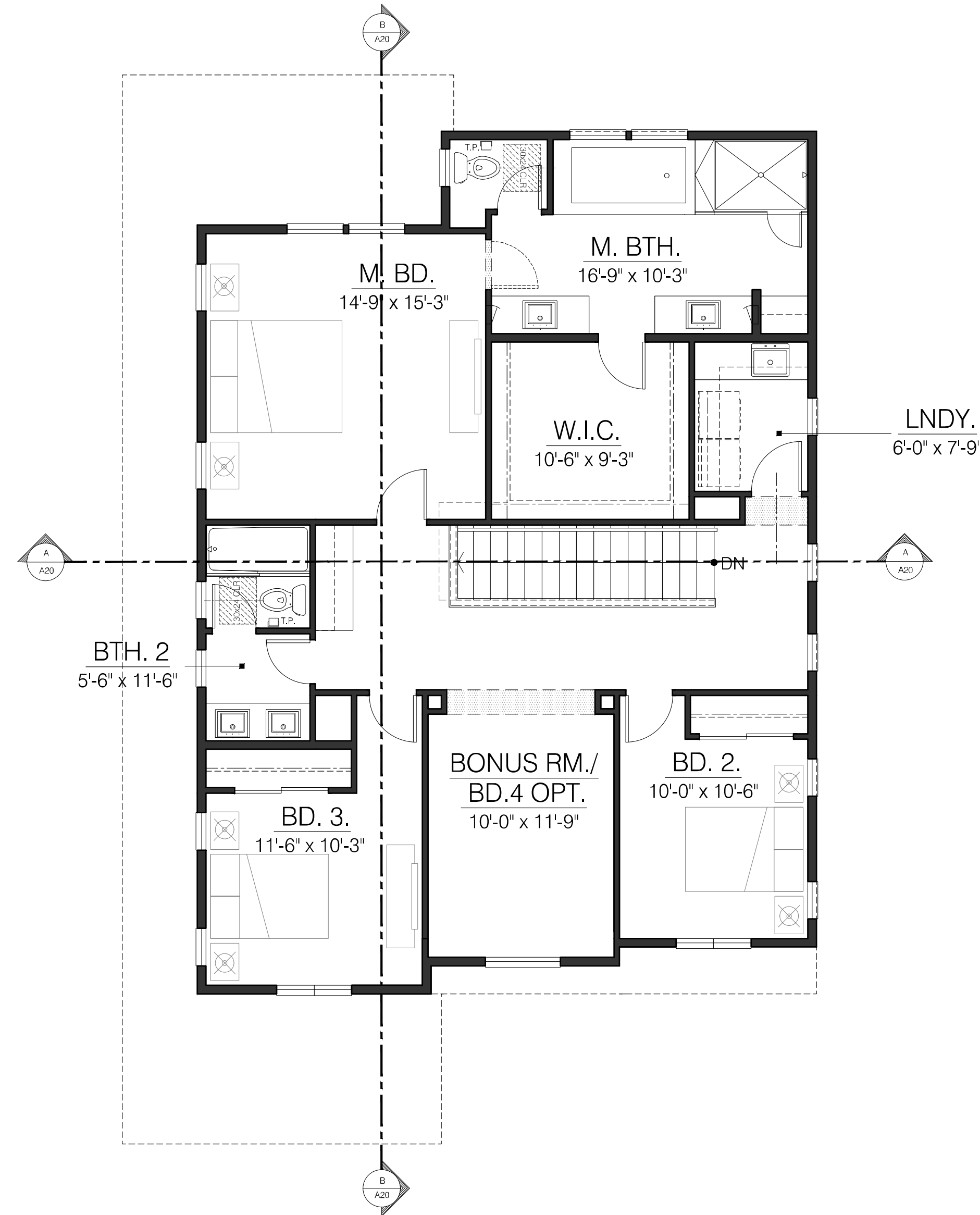
444 Spear Street, Suite 105
 San Francisco, CA 94105
 www.hunthalejones.com

t. 415-512-1300
 f. 415-288-0288

PLAN 3B - FLOOR PLANS

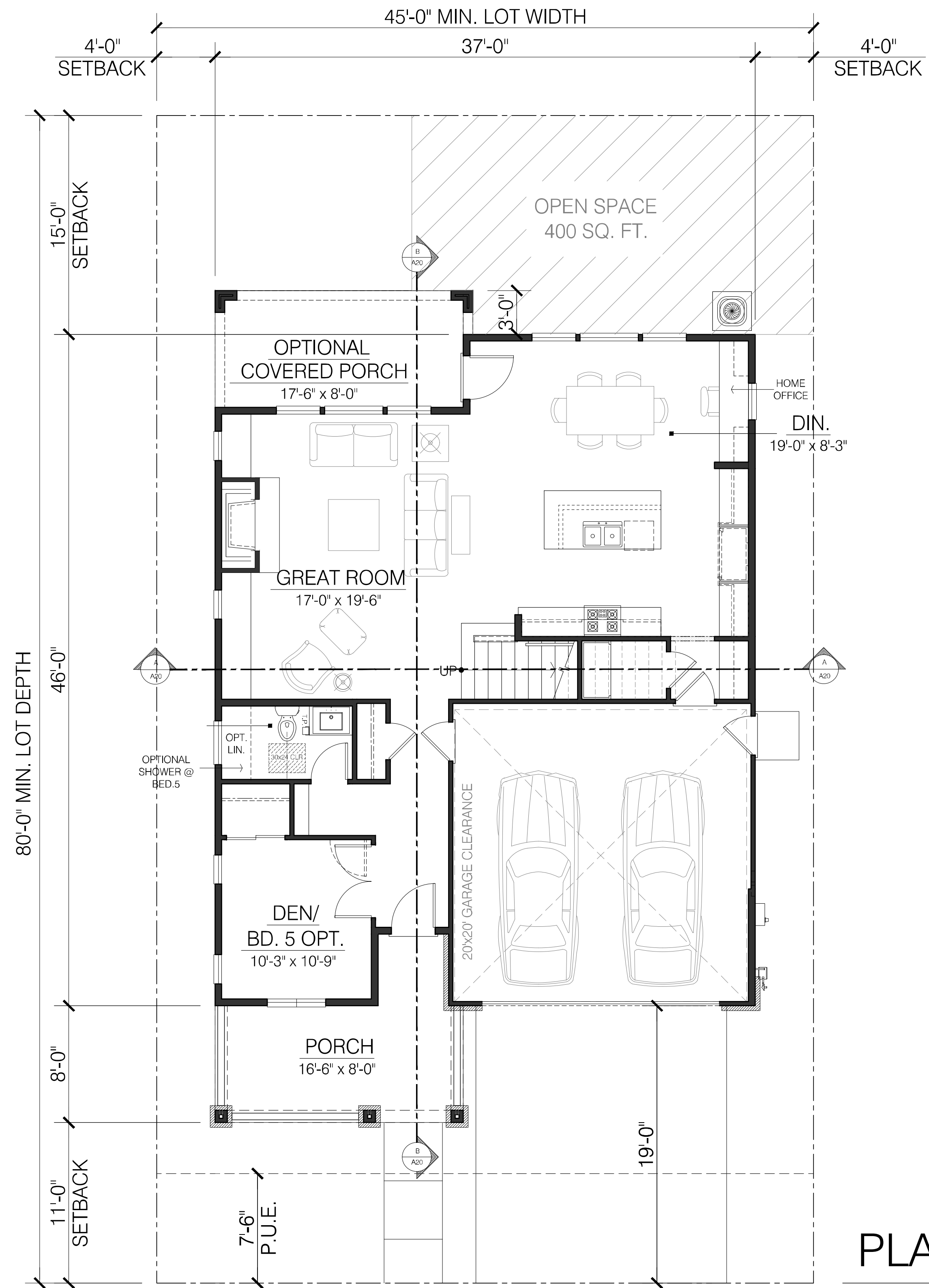
A17

SCALE: 3/16" = 1'-0"
 DATE: 12.18.2019
 PROJECT: 352001.00



PLAN 3C

UPPER FLOOR LIVING: 1357 SQ. FT.



PLAN 3C

MAIN FLOOR LIVING: 1163 SQ. FT.
 TOTAL LIVING: 2520 SQ. FT.
 GARAGE: 430 SQ. FT.

STONEBRIDGE
 2220 FULTON ROAD
 SANTA ROSA, CA

843 Second Street
 Santa Rosa, CA 95404
J. Kapolchok + Associates
 Land Use Planning
 Urban Design



CIVIL DESIGN CONSULTANTS, INC.
 2200 Range Avenue, Suite 204
 Santa Rosa, CA 95403
 (707) 542-4820



Architecture | Planning | Interiors

444 Spear Street, Suite 105
 San Francisco, CA 94105
 www.hunthalejones.com

t. 415-512-1300
 f. 415-288-0288

PLAN 3C - FLOOR PLANS

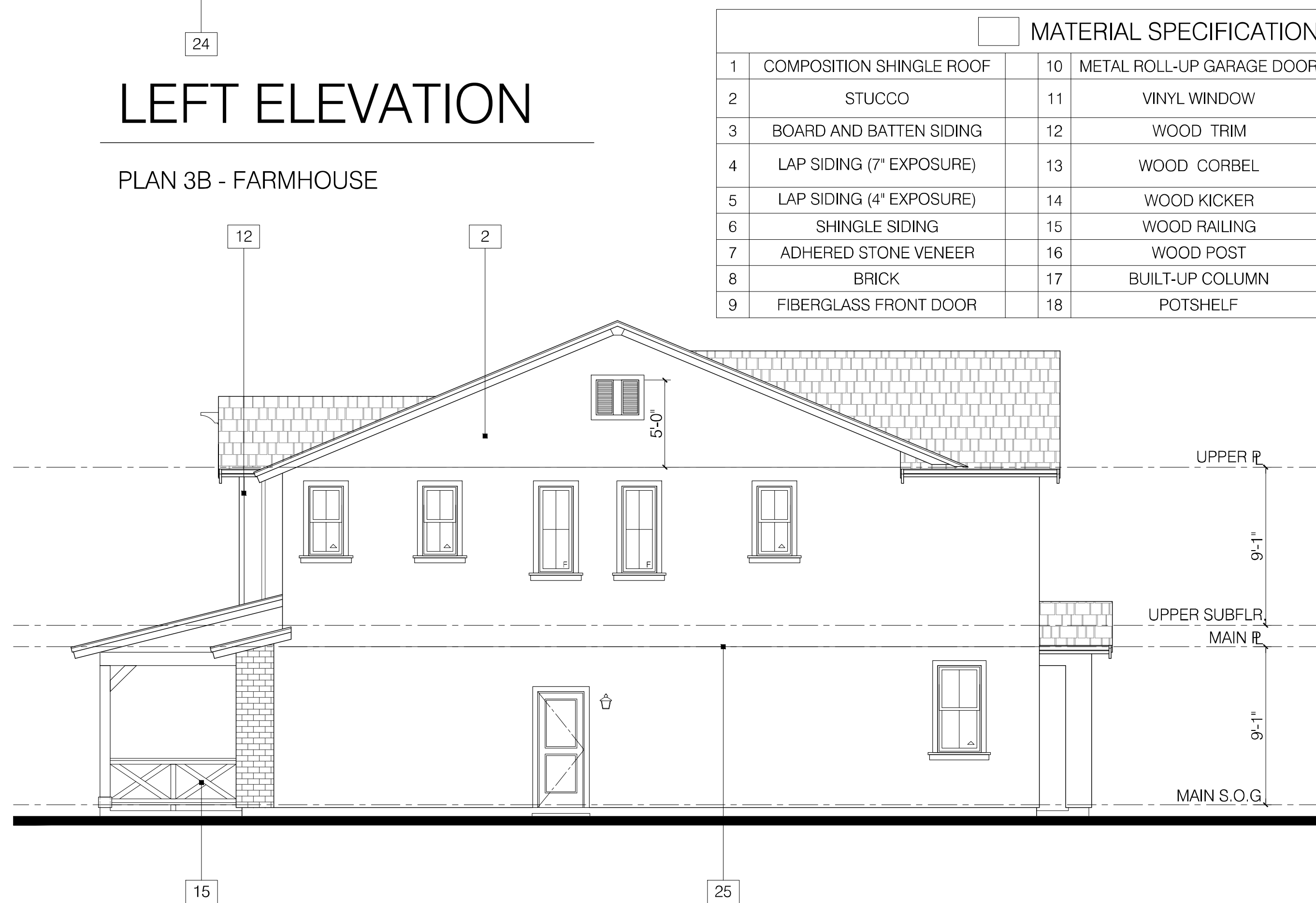
A18

SCALE: 3/16" = 1'-0"
 DATE: 12.18.2019
 PROJECT: 352001.00



LEFT ELEVATION

PLAN 3B - FARMHOUSE



RIGHT ELEVATION

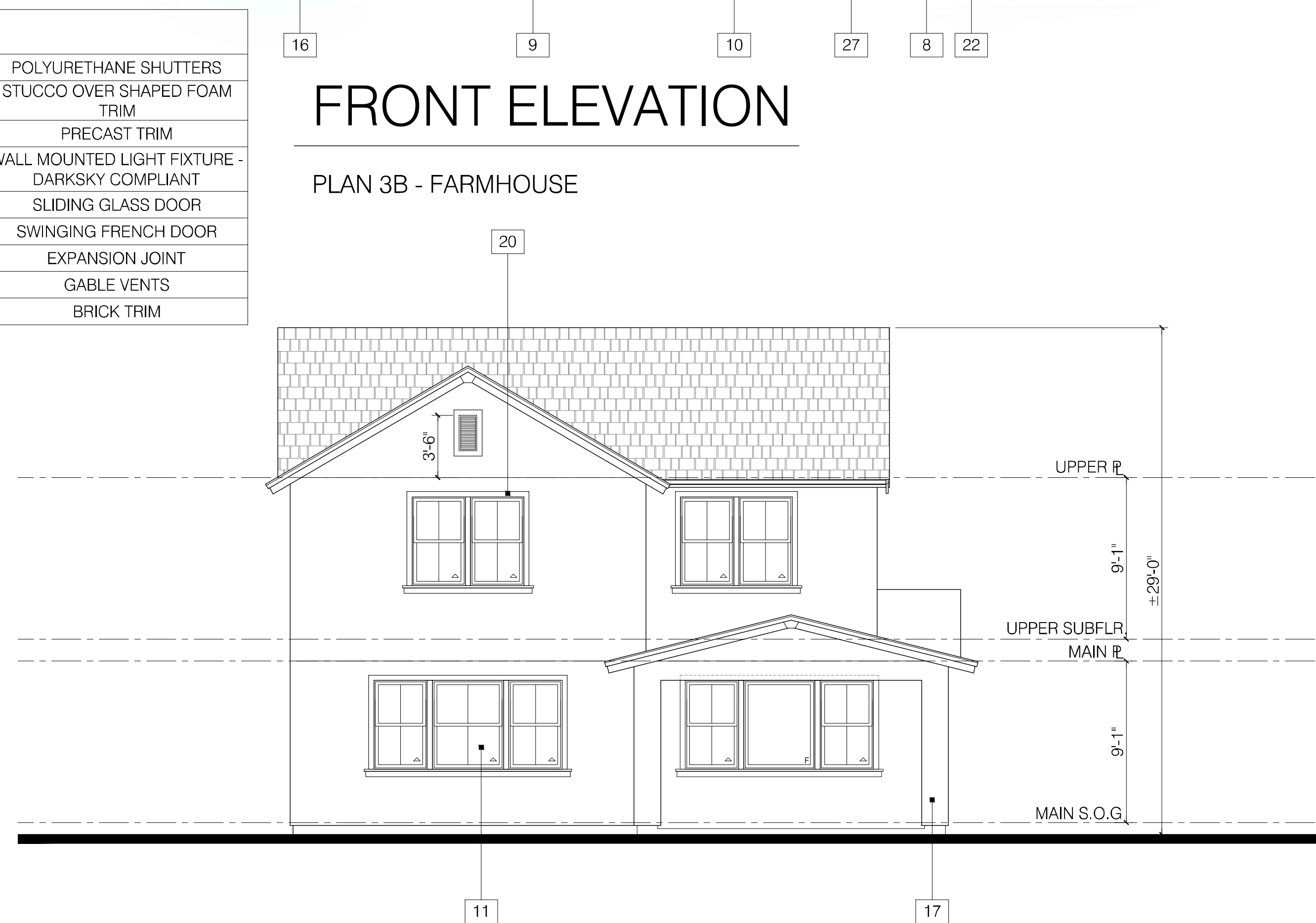
PLAN 3B - FARMHOUSE

MATERIAL SPECIFICATIONS					
1	COMPOSITION SHINGLE ROOF	10	METAL ROLL-UP GARAGE DOOR	19	POLYURETHANE SHUTTERS
2	STUCCO	11	VINYL WINDOW	20	STUCCO OVER SHAPED FOAM TRIM
3	BOARD AND BATTEN SIDING	12	WOOD TRIM	21	PRECAST TRIM
4	LAP SIDING (7" EXPOSURE)	13	WOOD CORBEL	22	WALL MOUNTED LIGHT FIXTURE - DARKSKY COMPLIANT
5	LAP SIDING (4" EXPOSURE)	14	WOOD KICKER	23	SLIDING GLASS DOOR
6	SHINGLE SIDING	15	WOOD RAILING	24	SWINGING FRENCH DOOR
7	ADHERED STONE VENEER	16	WOOD POST	25	EXPANSION JOINT
8	BRICK	17	BUILT-UP COLUMN	26	GABLE VENTS
9	FIBERGLASS FRONT DOOR	18	POTSHELF	27	BRICK TRIM



FRONT ELEVATION

PLAN 3B - FARMHOUSE



REAR ELEVATION

PLAN 3B - FARMHOUSE

STONEBRIDGE
2220 FULTON ROAD
SANTA ROSA, CA

843 Second Street
Santa Rosa, CA 95404
J. Kapolchok
+ Associates
Land Use Planning
Urban Design

RIPLEY
DESIGN
GROUP

CIVIL DESIGN CONSULTANTS, INC.
2200 Range Avenue, Suite 204
Santa Rosa, CA 95403
(707) 542-4820



**HUNT
HALE
JONES**

Architecture | Planning | Interiors

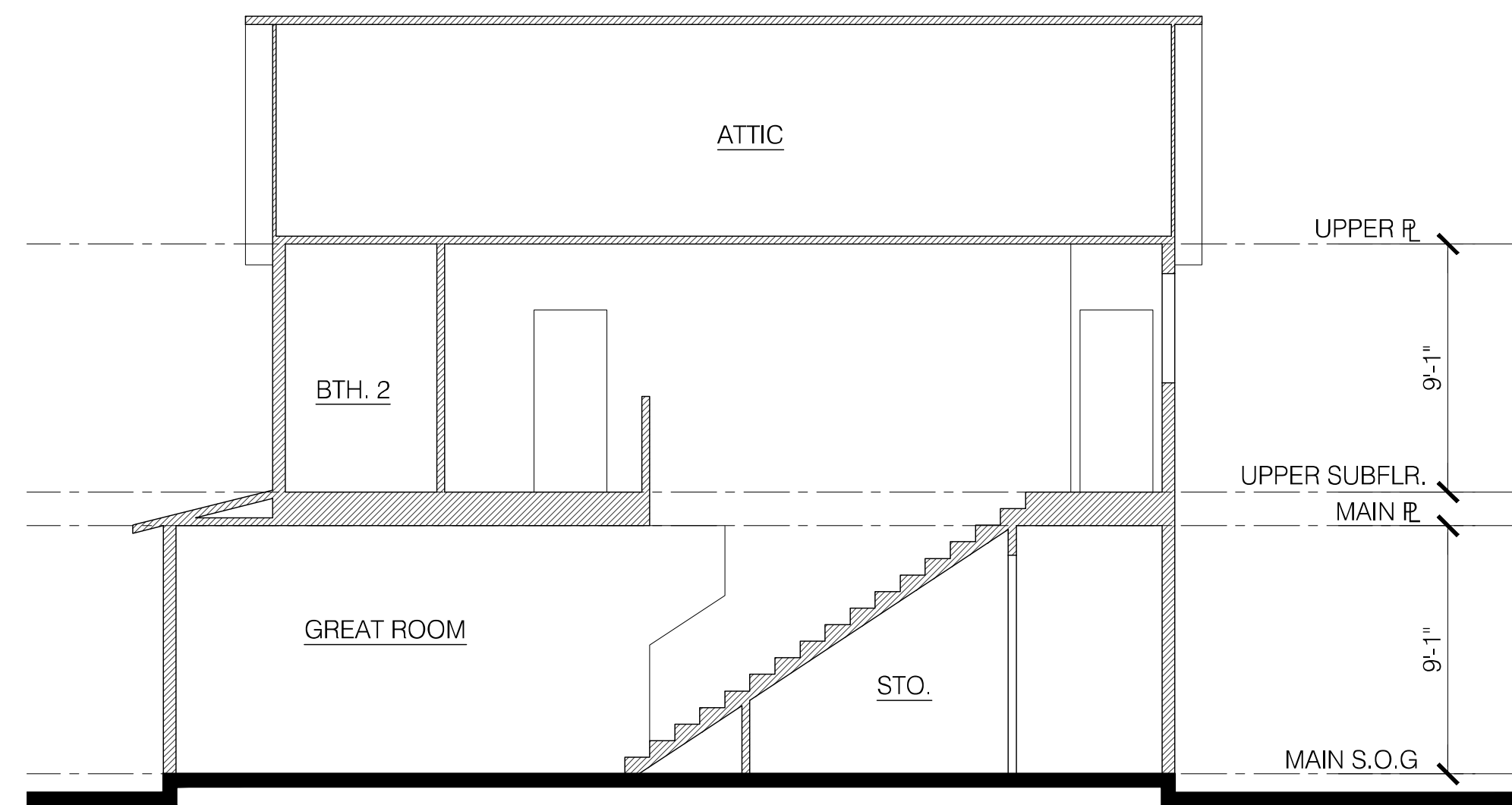
444 Spear Street, Suite 105
San Francisco, CA 94105
www.hunthalejones.com

t. 415-512-1300
f. 415-288-0288

PLAN 3B - EXTERIOR ELEVATIONS

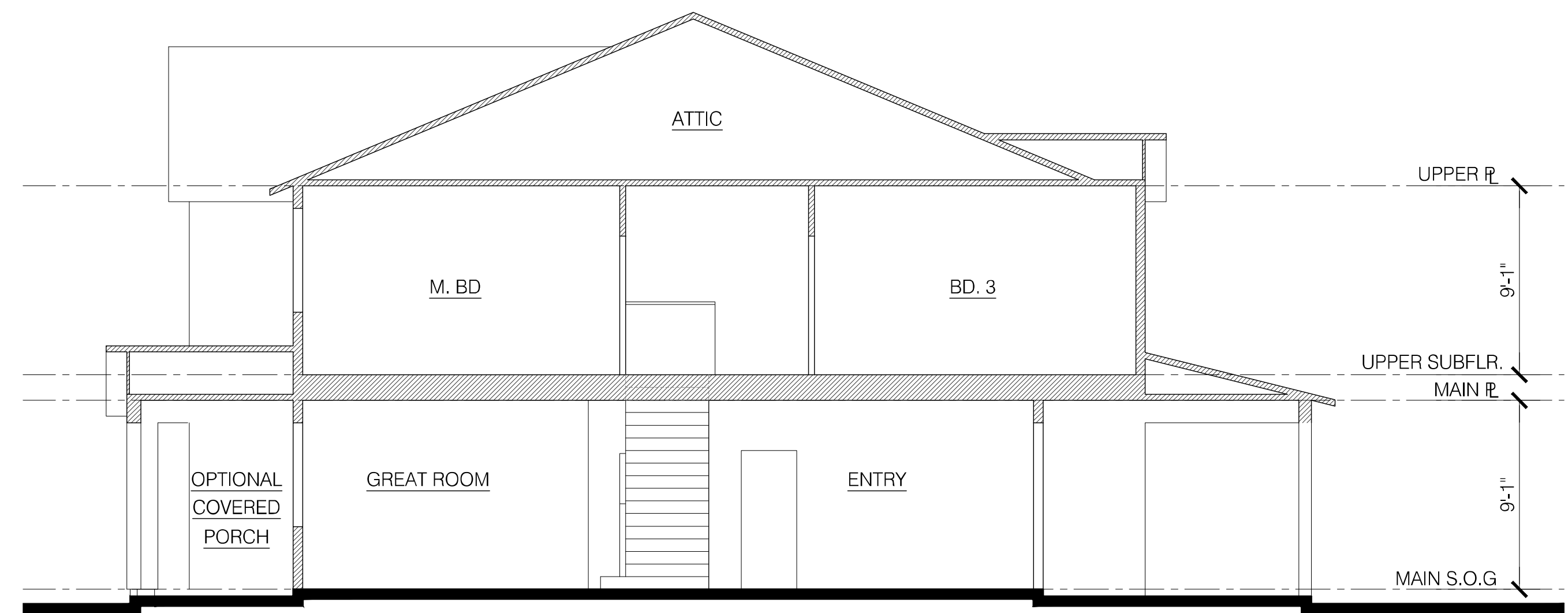
A19

SCALE: 3/16" = 1'-0"
DATE: 12.18.2019
PROJECT: 352001.00



SECTION AA

PLAN 3



SECTION BB

PLAN 3

STONEBRIDGE
 2220 FULTON ROAD
 SANTA ROSA, CA

843 Second Street
 Santa Rosa, CA 95404
J. Kapolchok
 + Associates
 Land Use Planning
 Urban Design



CIVIL DESIGN CONSULTANTS, INC.
 2200 Range Avenue, Suite 204
 Santa Rosa, CA 95403
 (707) 542-4820



Architecture | Planning | Interiors

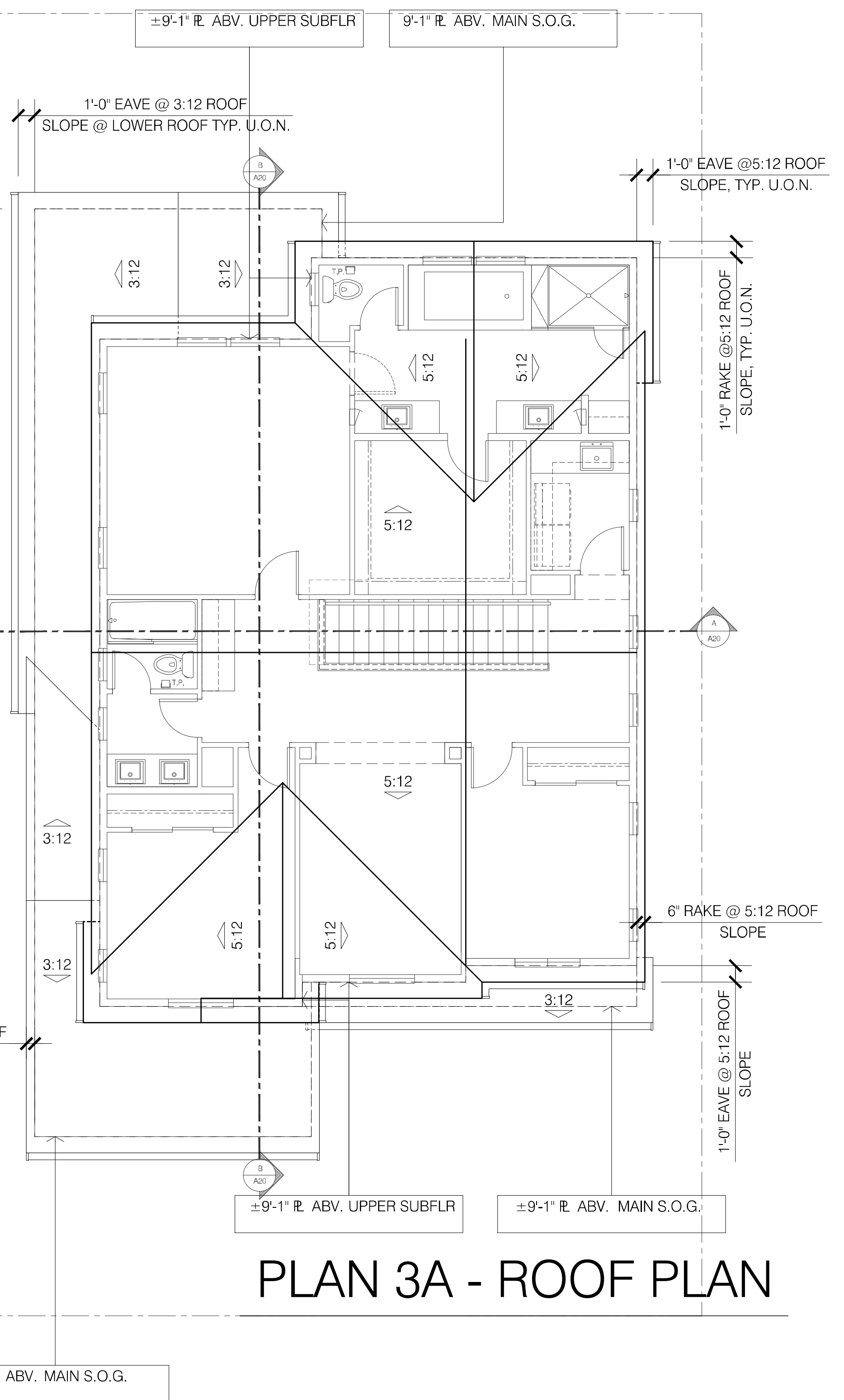
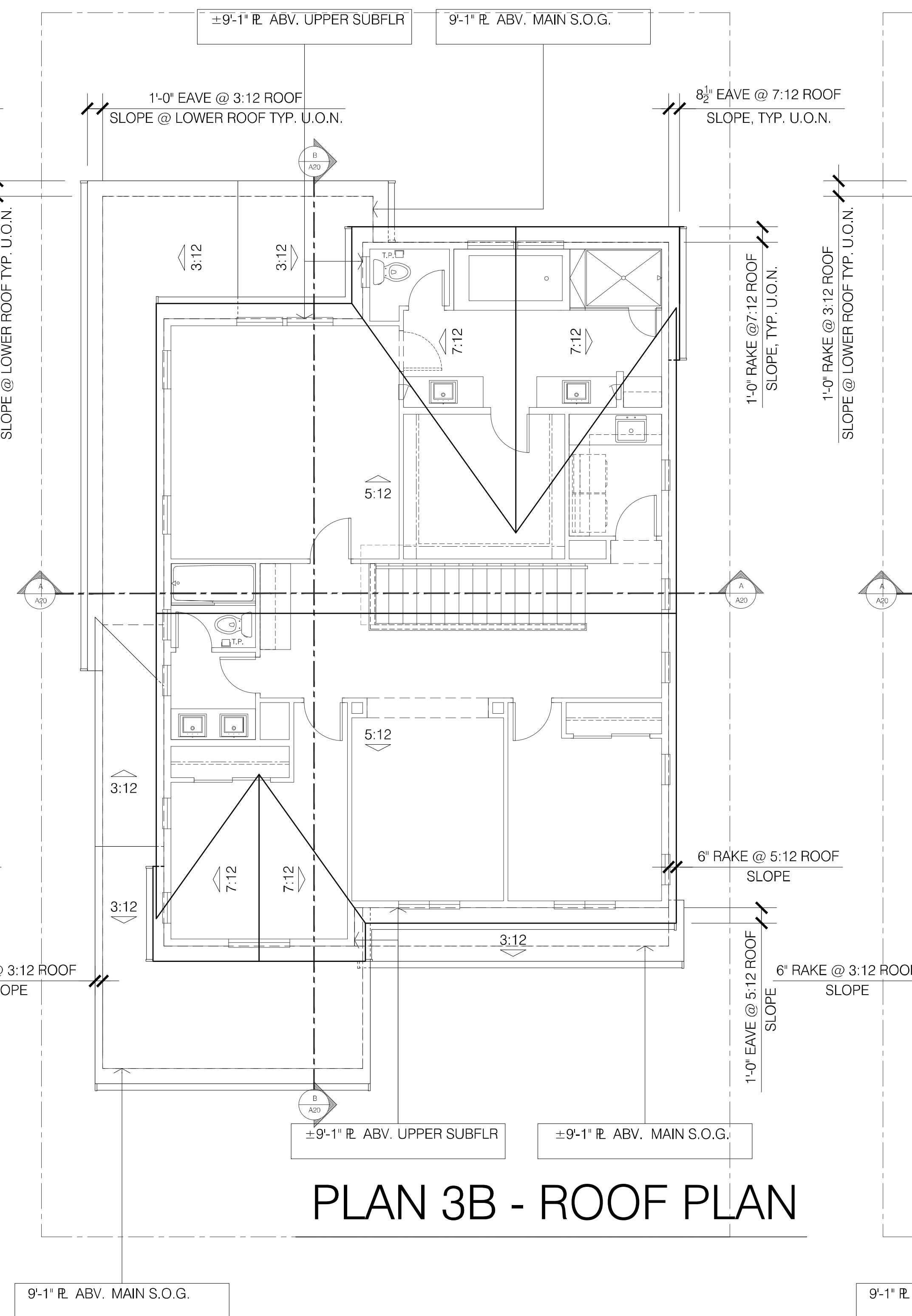
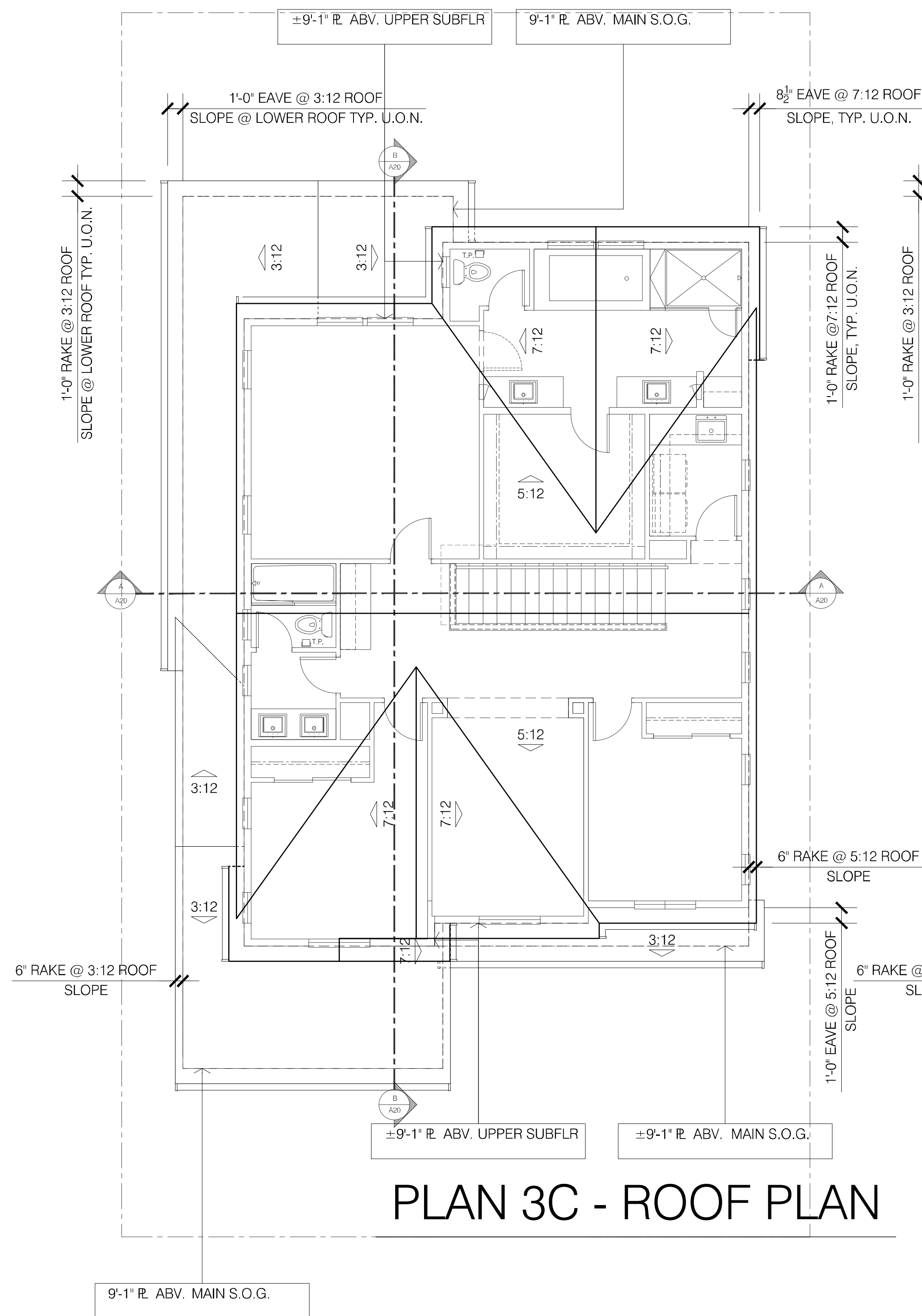
444 Spear Street, Suite 105
 San Francisco, CA 94105
 www.hunthalejones.com

t. 415-512-1300
 f. 415-288-0288

PLAN 3 - SECTIONS

A20

SCALE: 3/16" = 1'-0"
 DATE: 12.18.2019
 PROJECT: 352001.00



STONEBRIDGE
2220 FULTON ROAD
SANTA ROSA, CA

843 Second Street
Santa Rosa, CA 95404
J. Kapolchok + Associates
Land Use Planning
Urban Design



CIVIL DESIGN CONSULTANTS, INC.
2200 Range Avenue, Suite 204
Santa Rosa, CA 95403
(707) 542-4820



**HUNT
HALE
JONES**

Architecture | Planning | Interiors

444 Spear Street, Suite 105
San Francisco, CA 94105
www.hunthalejones.com

t. 415-512-1300
f. 415-288-0288

PLAN 3 - ROOF PLANS

A21

SCALE: 3/16" = 1'-0"
DATE: 12.18.2019
PROJECT: 352001.00



FRONT ELEVATION

PLAN 4A - CRAFTSMAN



FRONT ELEVATION

PLAN 4B - FARMHOUSE



FRONT ELEVATION

PLAN 4C - TRIDITIONAL

STONEBRIDGE
2220 FULTON ROAD
SANTA ROSA, CA

843 Second Street
Santa Rosa, CA 95404
J. Kapolchok
+ Associates
Land Use Planning
Urban Design



CIVIL DESIGN CONSULTANTS, INC.
2200 Range Avenue, Suite 204
Santa Rosa, CA 95403
(707) 542-4820



Architecture | Planning | Interiors

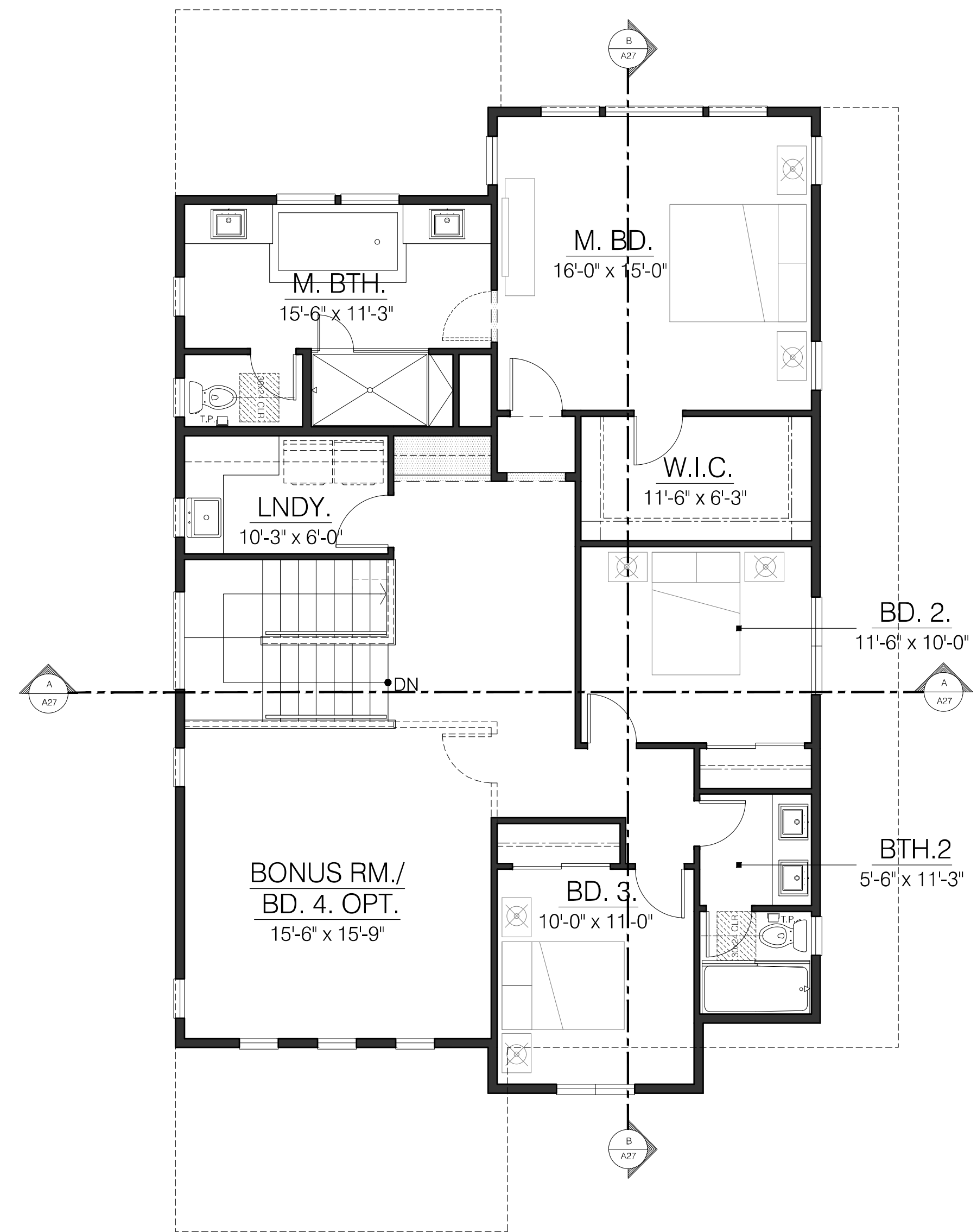
444 Spear Street, Suite 105
San Francisco, CA 94105
www.hunthalejones.com

t. 415-512-1300
f. 415-288-0288

PLAN 4 FRONT ELEVATIONS

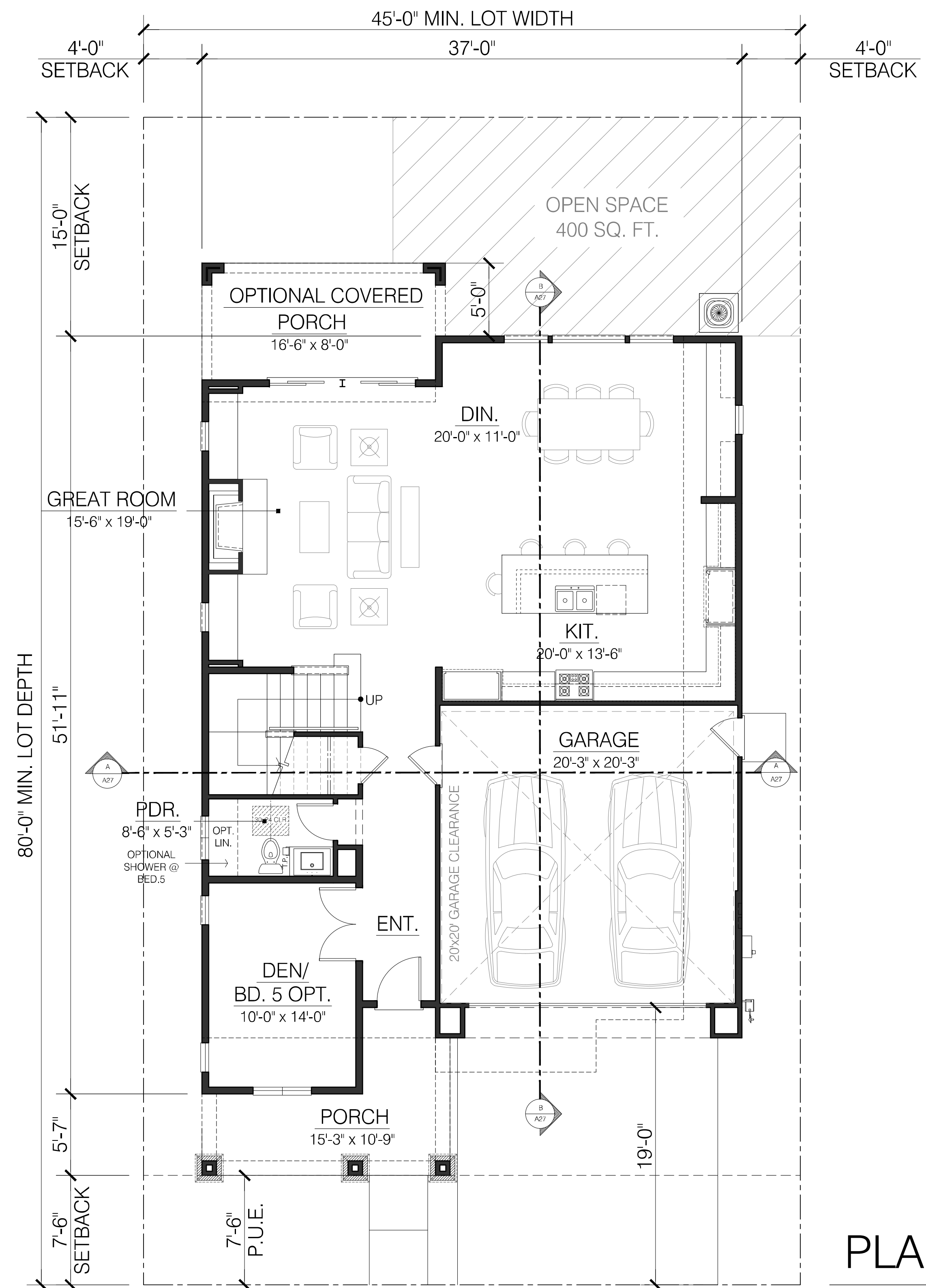
A22

SCALE: 3/16" = 1'-0"
DATE: 12.18.2019
PROJECT: 352001.00



PLAN 4A

UPPER FLOOR LIVING: 1443 SQ. FT.



PLAN 4A

MAIN FLOOR LIVING: 1290 SQ. FT.
 TOTAL LIVING: 2733 SQ. FT.
 GARAGE: 429 SQ. FT.

STONEBRIDGE
 2220 FULTON ROAD
 SANTA ROSA, CA

843 Second Street
 Santa Rosa, CA 95404
J. Kapolchok + Associates
 Land Use Planning
 Urban Design



CIVIL DESIGN CONSULTANTS, INC.
 2200 Range Avenue, Suite 204
 Santa Rosa, CA 95403
 (707) 542-4820



Architecture | Planning | Interiors

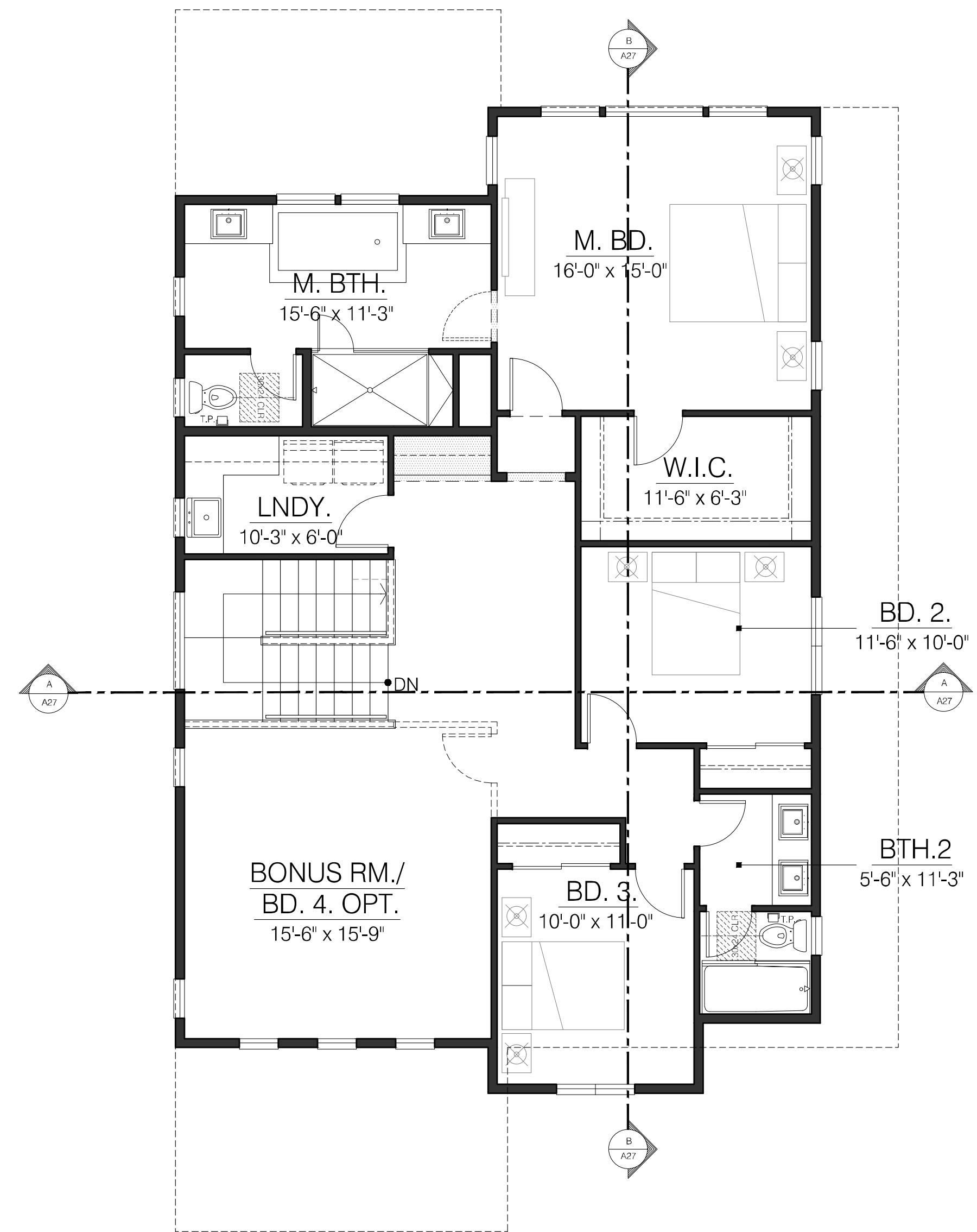
444 Spear Street, Suite 105
 San Francisco, CA 94105
 www.hunthalejones.com

t. 415-512-1300
 f. 415-288-0288

PLAN 4A - FLOOR PLANS

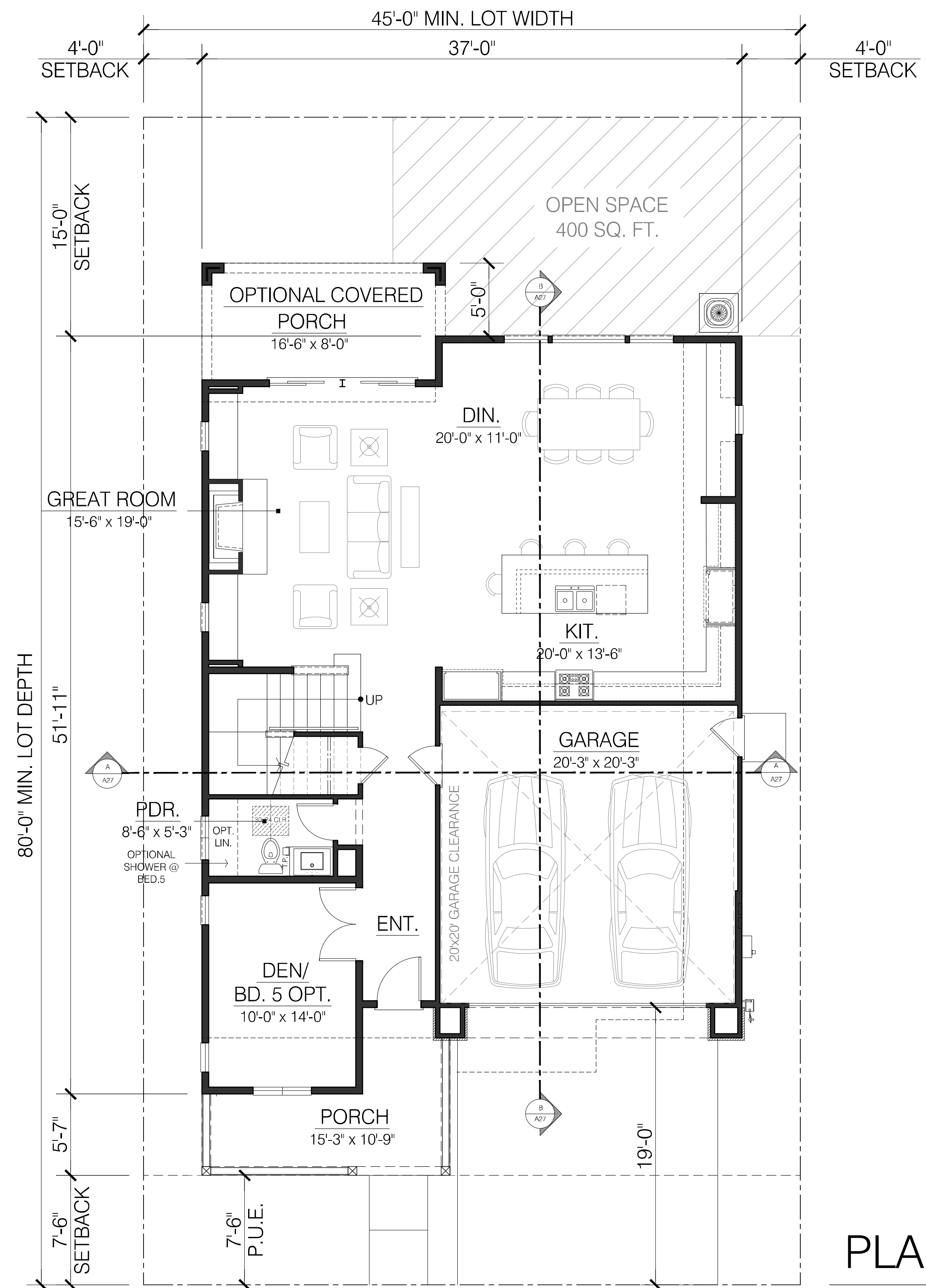
A23

SCALE: 3/16" = 1'-0"
 DATE: 12.18.2019
 PROJECT: 352001.00



PLAN 4B

UPPER FLOOR LIVING: 1443 SQ. FT.



PLAN 4B

MAIN FLOOR LIVING: 1290 SQ. FT.
 TOTAL LIVING: 2733 SQ. FT.
 GARAGE: 429 SQ. FT.

STONEBRIDGE
 2220 FULTON ROAD
 SANTA ROSA, CA

843 Second Street
 Santa Rosa, CA 95404
J. Kapolchok
 + Associates
 Land Use Planning
 Urban Design



CIVIL DESIGN CONSULTANTS, INC.
 2200 Range Avenue, Suite 204
 Santa Rosa, CA 95403
 (707) 542-4820



Architecture | Planning | Interiors

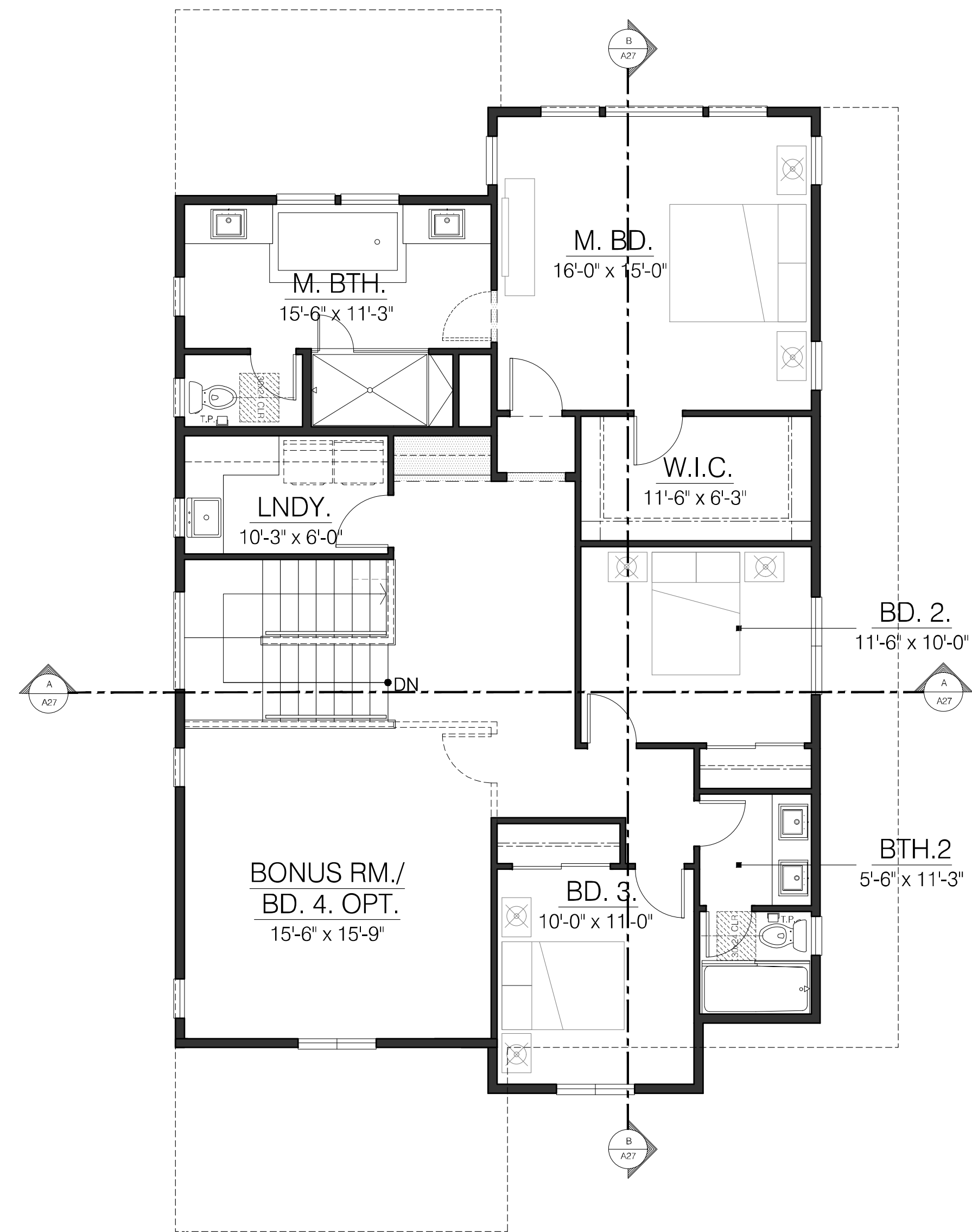
444 Spear Street, Suite 105
 San Francisco, CA 94105
 www.hunthalejones.com

t. 415-512-1300
 f. 415-288-0288

PLAN 4B - FLOOR PLANS

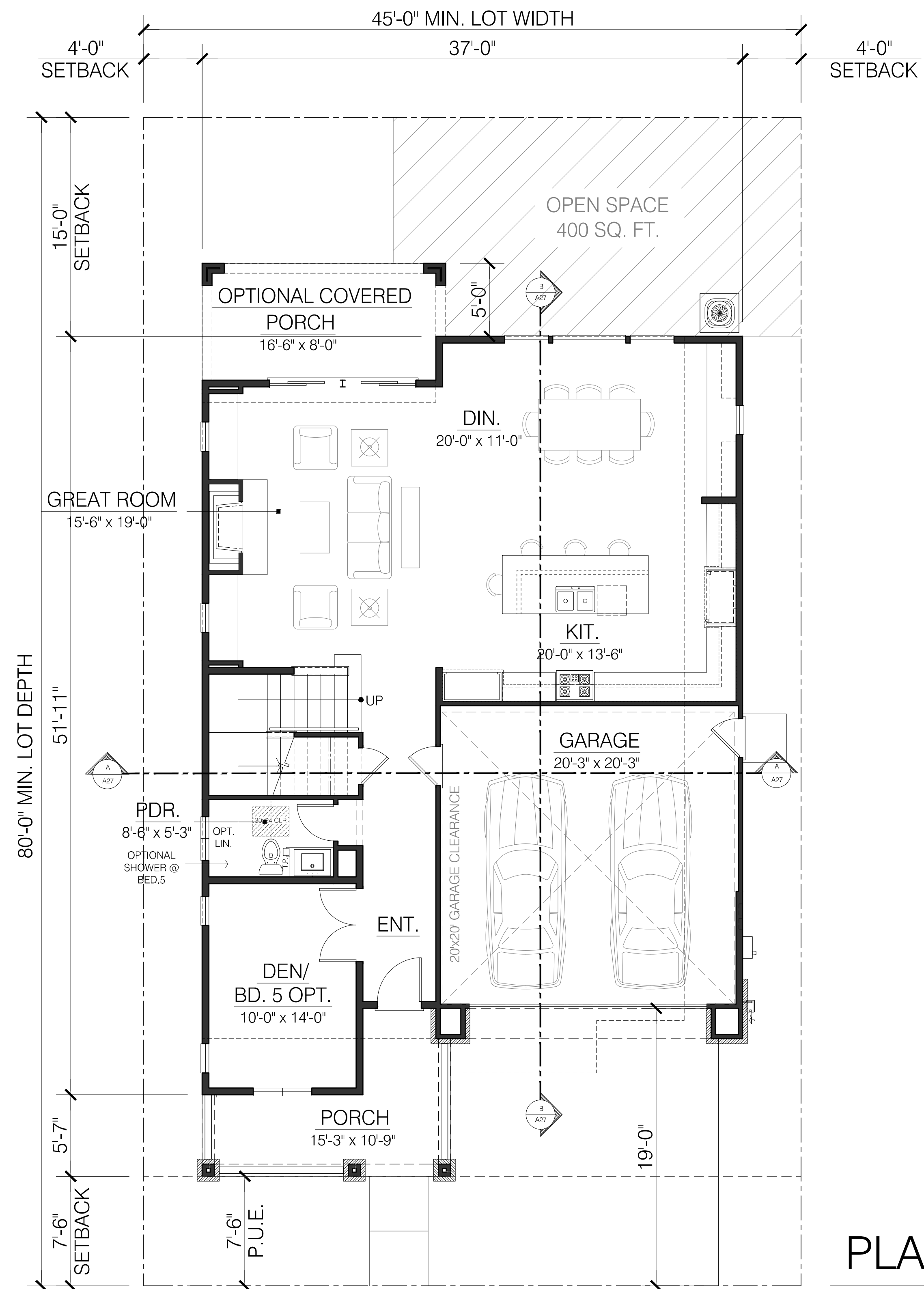
A24

SCALE: 3/16" = 1'-0"
 DATE: 12.18.2019
 PROJECT: 352001.00



PLAN 4C

UPPER FLOOR LIVING: 1443 SQ. FT.



PLAN 4C

MAIN FLOOR LIVING: 1290 SQ. FT.
 TOTAL LIVING: 2733 SQ. FT.
 GARAGE: 429 SQ. FT.

STONEBRIDGE
 2220 FULTON ROAD
 SANTA ROSA, CA

843 Second Street
 Santa Rosa, CA 95404
J. Kapolchok
 + Associates
 Land Use Planning
 Urban Design



CIVIL DESIGN CONSULTANTS, INC.
 2200 Range Avenue, Suite 204
 Santa Rosa, CA 95403
 (707) 542-4820



Architecture | Planning | Interiors

444 Spear Street, Suite 105
 San Francisco, CA 94105
 www.hunthalejones.com

t. 415-512-1300
 f. 415-288-0288

PLAN 4C - FLOOR PLANS

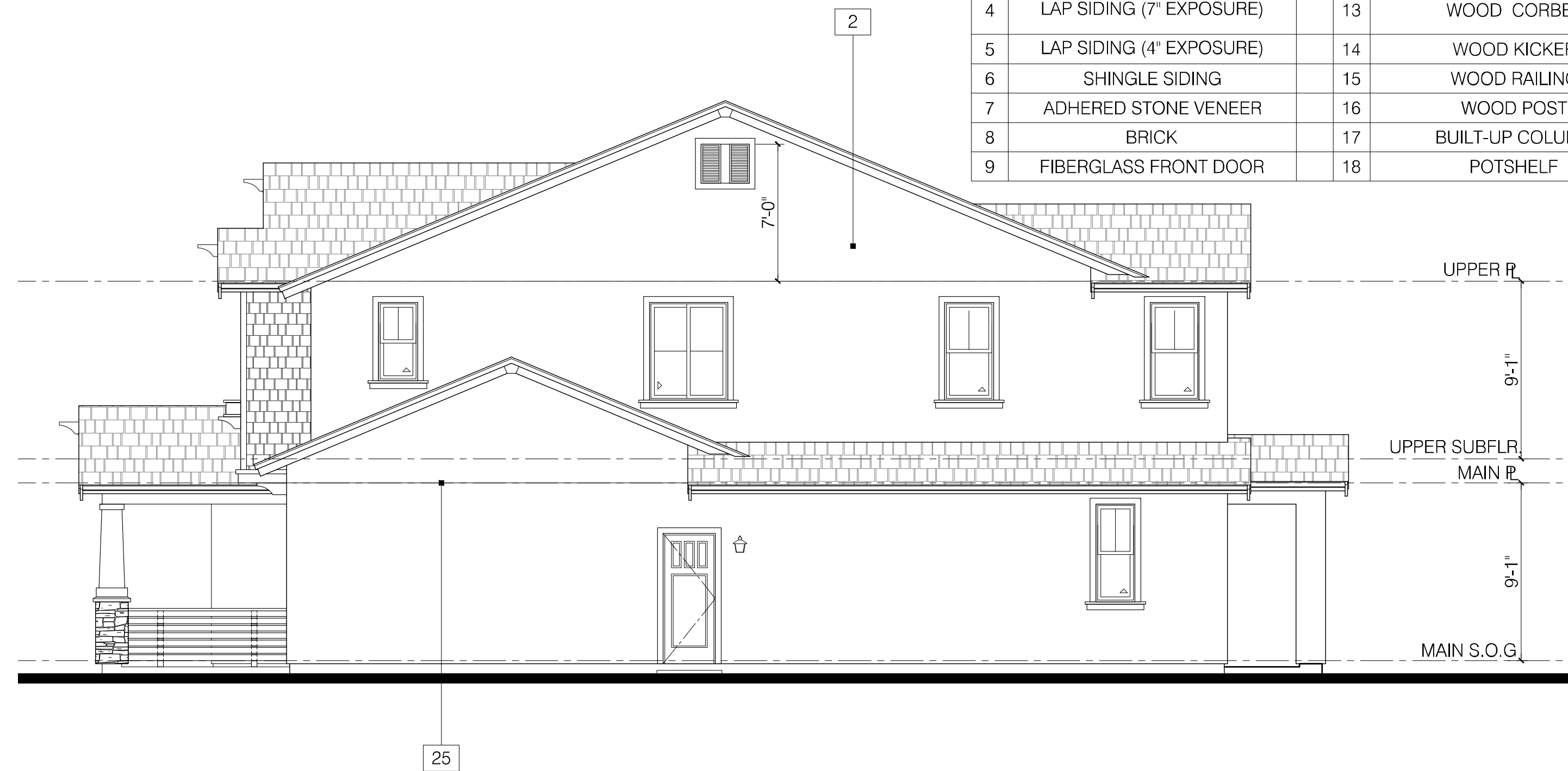
A25

SCALE: 3/16" = 1'-0"
 DATE: 12.18.2019
 PROJECT: 352001.00



LEFT ELEVATION

PLAN 4A - CRAFTSMAN



RIGHT ELEVATION

PLAN 4A - CRAFTSMAN



FRONT ELEVATION

PLAN 4A - CRAFTSMAN



REAR ELEVATION

PLAN 4A - CRAFTSMAN

MATERIAL SPECIFICATIONS					
1	COMPOSITION SHINGLE ROOF	10	METAL ROLL-UP GARAGE DOOR	19	POLYURETHANE SHUTTERS
2	STUCCO	11	VINYL WINDOW	20	STUCCO OVER SHAPED FOAM TRIM
3	BOARD AND BATTEN SIDING	12	WOOD TRIM	21	PRECAST TRIM
4	LAP SIDING (7" EXPOSURE)	13	WOOD CORBEL	22	WALL MOUNTED LIGHT FIXTURE - DARKSKY COMPLIANT
5	LAP SIDING (4" EXPOSURE)	14	WOOD KICKER	23	SLIDING GLASS DOOR
6	SHINGLE SIDING	15	WOOD RAILING	24	SWINGING FRENCH DOOR
7	ADHERED STONE VENEER	16	WOOD POST	25	EXPANSION JOINT
8	BRICK	17	BUILT-UP COLUMN	26	GABLE VENTS
9	FIBERGLASS FRONT DOOR	18	POTSHELF	27	BRICK TRIM

STONEBRIDGE

2220 FULTON ROAD
SANTA ROSA, CA

843 Second Street
Santa Rosa, CA 95404
J. Kapolchok
+ Associates
Land Use Planning
Urban Design

RIPLEY
DESIGN
GROUP

CIVIL DESIGN CONSULTANTS, INC.
2200 Range Avenue, Suite 204
Santa Rosa, CA 95403
(707) 542-4820



**HUNT
HALE
JONES**

Architecture | Planning | Interiors

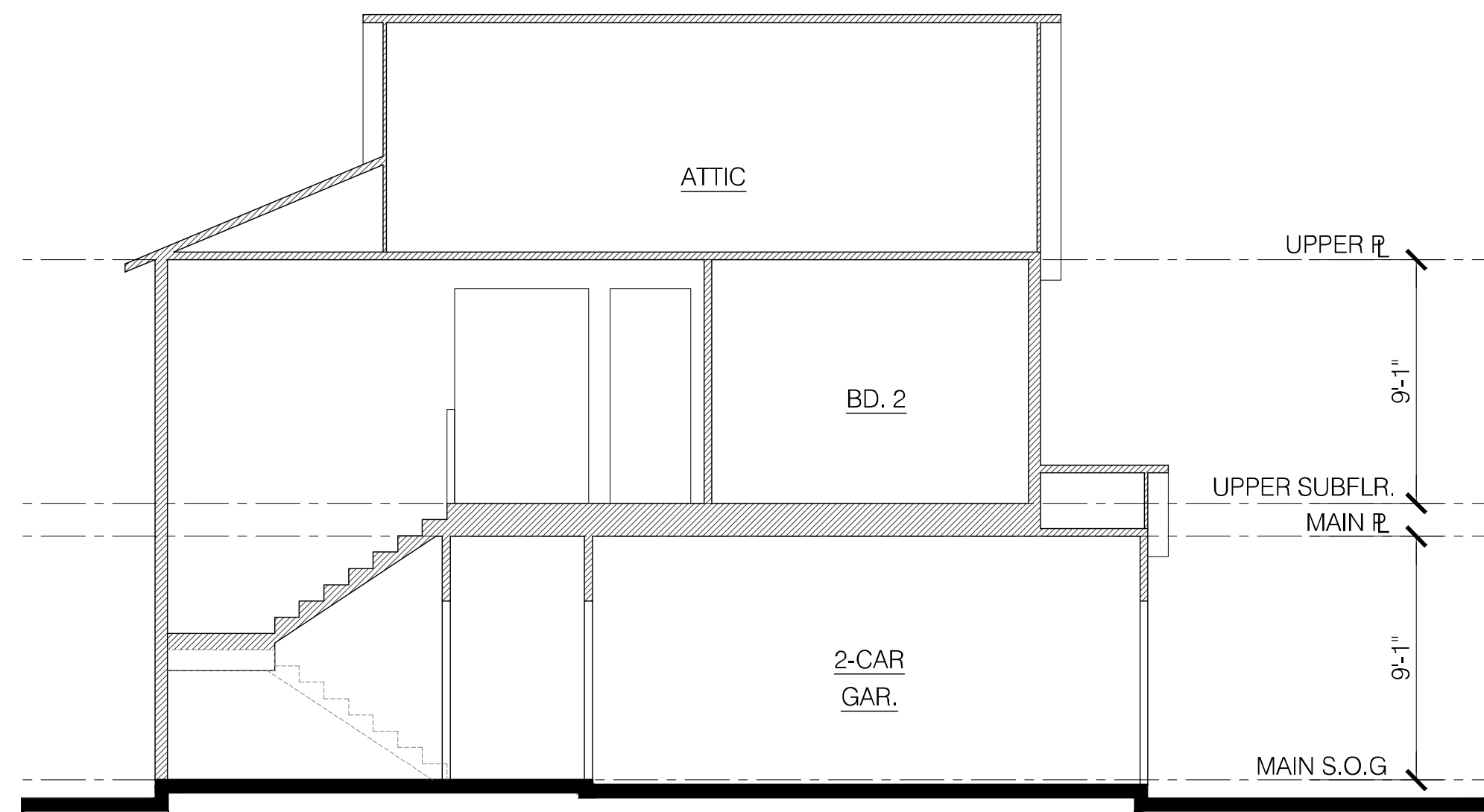
444 Spear Street, Suite 105
San Francisco, CA 94105
www.hunthalejones.com

t. 415-512-1300
f. 415-288-0288

PLAN 4A - EXTERIOR ELEVATIONS

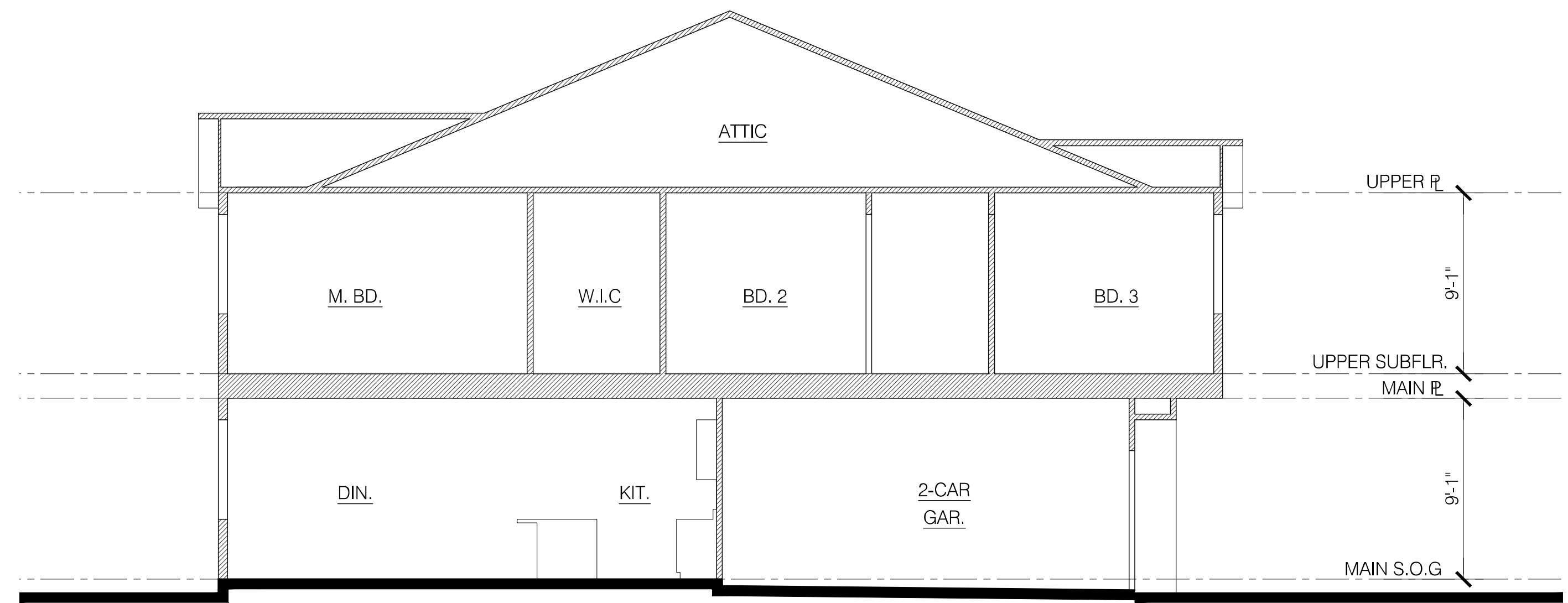
A26

SCALE: 3/16" = 1'-0"
DATE: 12.18.2019
PROJECT: 352001.00



SECTION AA

PLAN 4



SECTION BB

PLAN 4

STONEBRIDGE
 2220 FULTON ROAD
 SANTA ROSA, CA

843 Second Street
 Santa Rosa, CA 95404
J. Kapolchok
 + Associates
 Land Use Planning
 Urban Design



CIVIL DESIGN CONSULTANTS, INC.
 2200 Range Avenue, Suite 204
 Santa Rosa, CA 95403
 (707) 542-4820



Architecture | Planning | Interiors

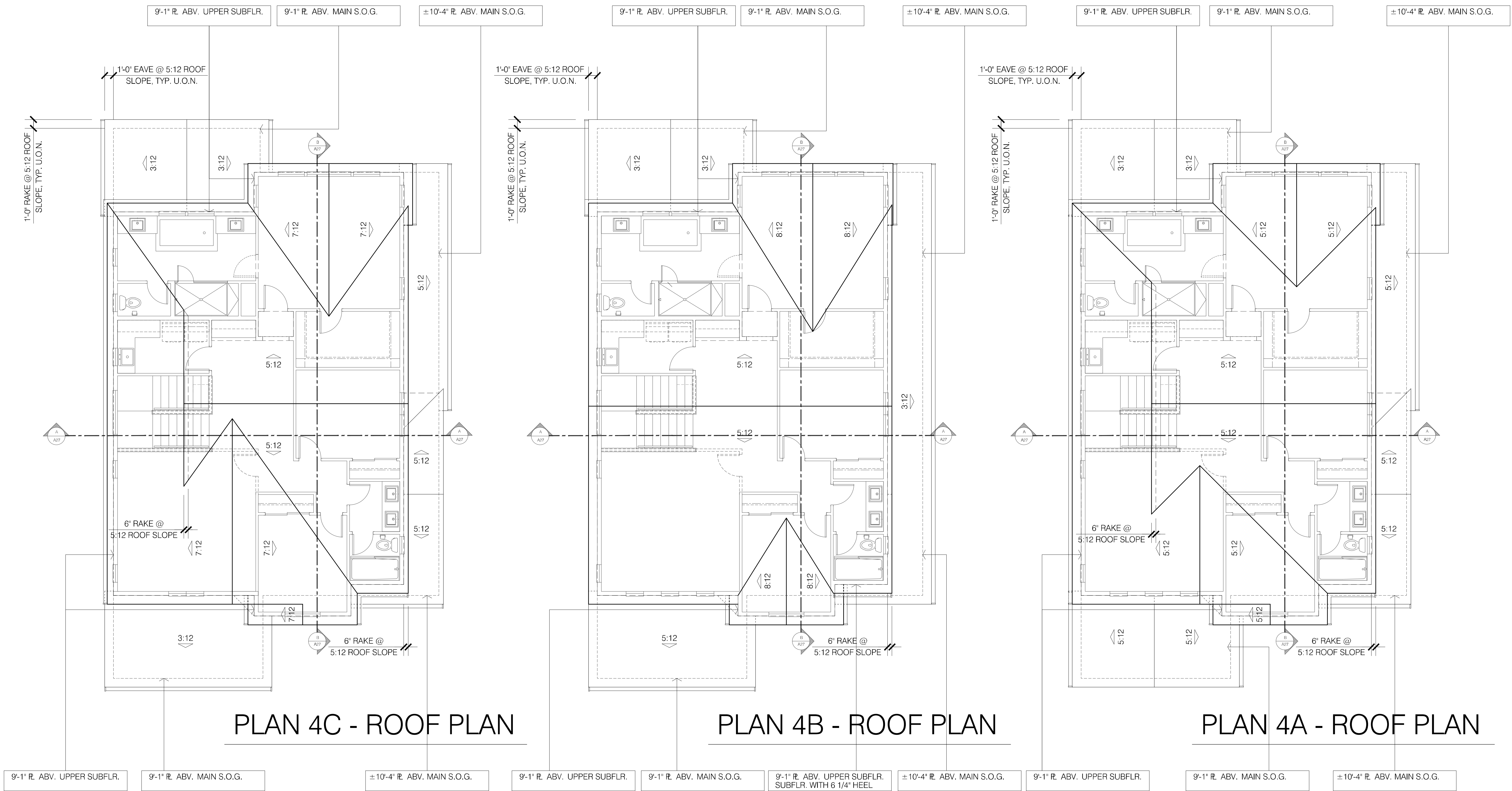
444 Spear Street, Suite 105
 San Francisco, CA 94105
 www.hunthalejones.com

t. 415-512-1300
 f. 415-288-0288

PLAN 4 - SECTIONS

A27

SCALE: 3/16" = 1'-0"
 DATE: 12.18.2019
 PROJECT: 352001.00



PLAN 4C - ROOF PLAN

PLAN 4B - ROOF PLAN

PLAN 4A - ROOF PLAN

STONEBRIDGE
 2220 FULTON ROAD
 SANTA ROSA, CA

843 Second Street
 Santa Rosa, CA 95404
J. Kapolchok
 + Associates
 Land Use Planning
 Urban Design



CIVIL DESIGN CONSULTANTS, INC.
 2200 Range Avenue, Suite 204
 Santa Rosa, CA 95403
 (707) 542-4820



**HUNT
 HALE
 JONES**

Architecture | Planning | Interiors
 444 Spear Street, Suite 105
 San Francisco, CA 94105
 www.hunthalejones.com
 t. 415-512-1300
 f. 415-288-0288

PLAN 4 - ROOF PLANS

A28

SCALE: 3/16" = 1'-0"
 DATE: 12.18.2019
 PROJECT: 352001.00



FRONT ELEVATION

BLDG. 1A - CRAFTSMAN



LEFT ELEVATION

BLDG. 1A - CRAFTSMAN

STONEBRIDGE
2220 FULTON ROAD
SANTA ROSA, CA

843 Second Street
Santa Rosa, CA 95404
J. Kapolchok
+ Associates
Land Use Planning
Urban Design

RIPLEY
DESIGN
GROUP

CIVIL DESIGN CONSULTANTS, INC.
2200 Flange Avenue, Suite 204
Santa Rosa, CA 95403
(707) 542-4820



**HUNT
HALE
JONES**

Architecture | Planning | Interiors

444 Spear Street, Suite 105
San Francisco, CA 94105
www.hunthalejones.com

t. 415-512-1300
f. 415-288-0288

BLDG. 1A - FRONT ELEVATIONS

A29

SCALE: 3/16" = 1'-0"
DATE: 01.07.2020
PROJECT: 352001.00



FRONT ELEVATION

BLDG 1B - FARMHOUSE



LEFT ELEVATION

BLDG. 1B - FARMHOUSE

STONEBRIDGE
2220 FULTON ROAD
SANTA ROSA, CA

843 Second Street
Santa Rosa, CA 95404
J. Kapolchok
+ Associates
Land Use Planning
Urban Design

RIPLEY
DESIGN
GROUP

CIVIL DESIGN CONSULTANTS, INC.
2200 Flange Avenue, Suite 204
Santa Rosa, CA 95403
(707) 542-4820



**HUNT
HALE
JONES**

Architecture | Planning | Interiors

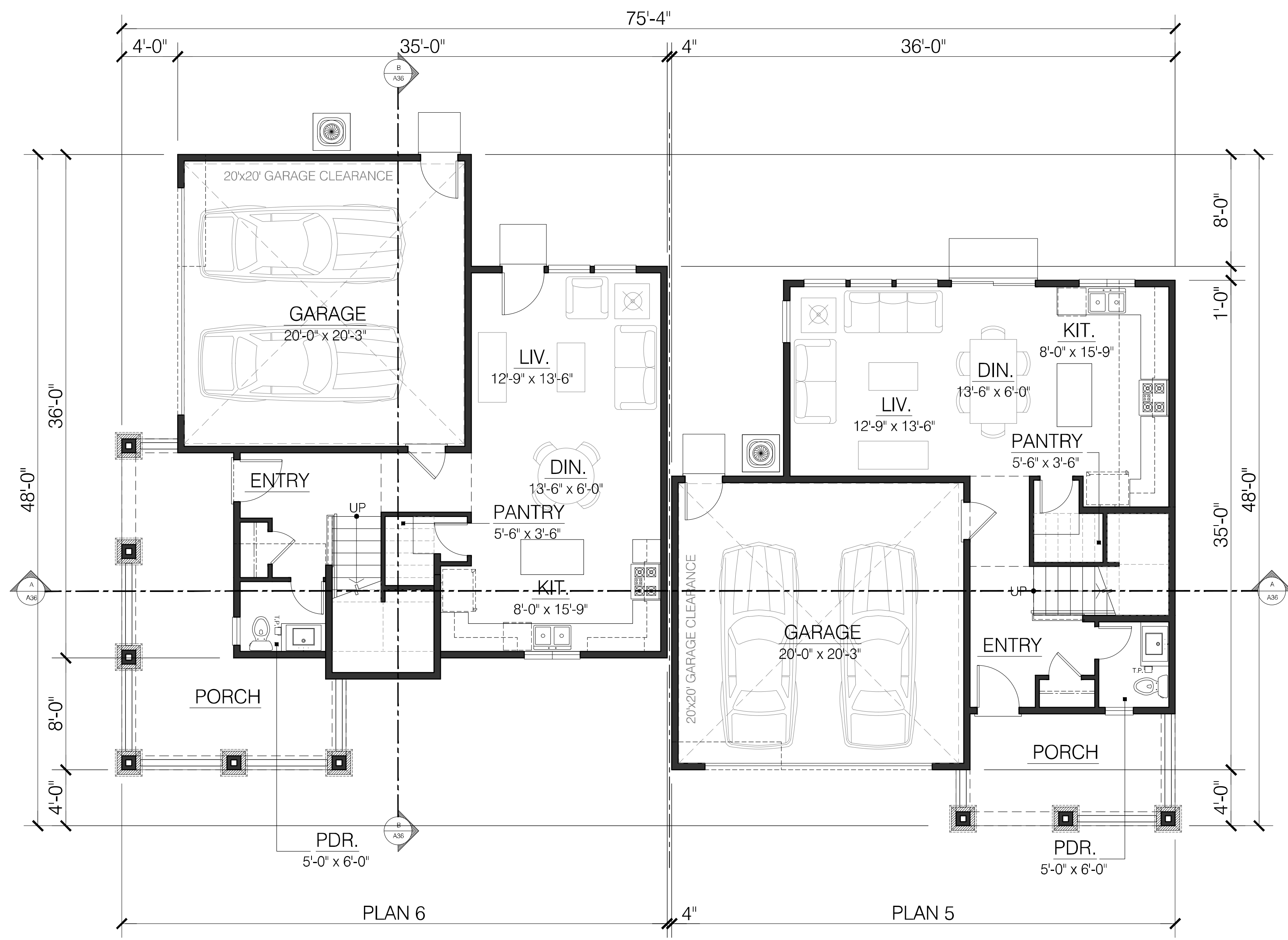
444 Spear Street, Suite 105
San Francisco, CA 94105
www.hunthalejones.com

t. 415-512-1300
f. 415-288-0288

BLDG. 1B - FRONT ELEVATIONS

A30

SCALE: 3/16" = 1'-0"
DATE: 01.07.2020
PROJECT: 352001.00



PLAN 6A

MAIN FLOOR LIVING: 667 SQ. FT.
 TOTAL LIVING: 1604 SQ.FT.
 GARAGE: 434 SQ. FT.

PLAN 5A


MAIN FLOOR LIVING: 655 SQ. FT.
 TOTAL LIVING: 1482 SQ.FT.
 GARAGE: 434 SQ. FT.

STONEBRIDGE
 2220 FULTON ROAD
 SANTA ROSA, CA

843 Second Street
 Santa Rosa, CA 95404
J. Kapolchok
 + Associates
 Land Use Planning
 Urban Design



CIVIL DESIGN CONSULTANTS, INC.
 2200 Range Avenue, Suite 204
 Santa Rosa, CA 95403
 (707) 542-4820

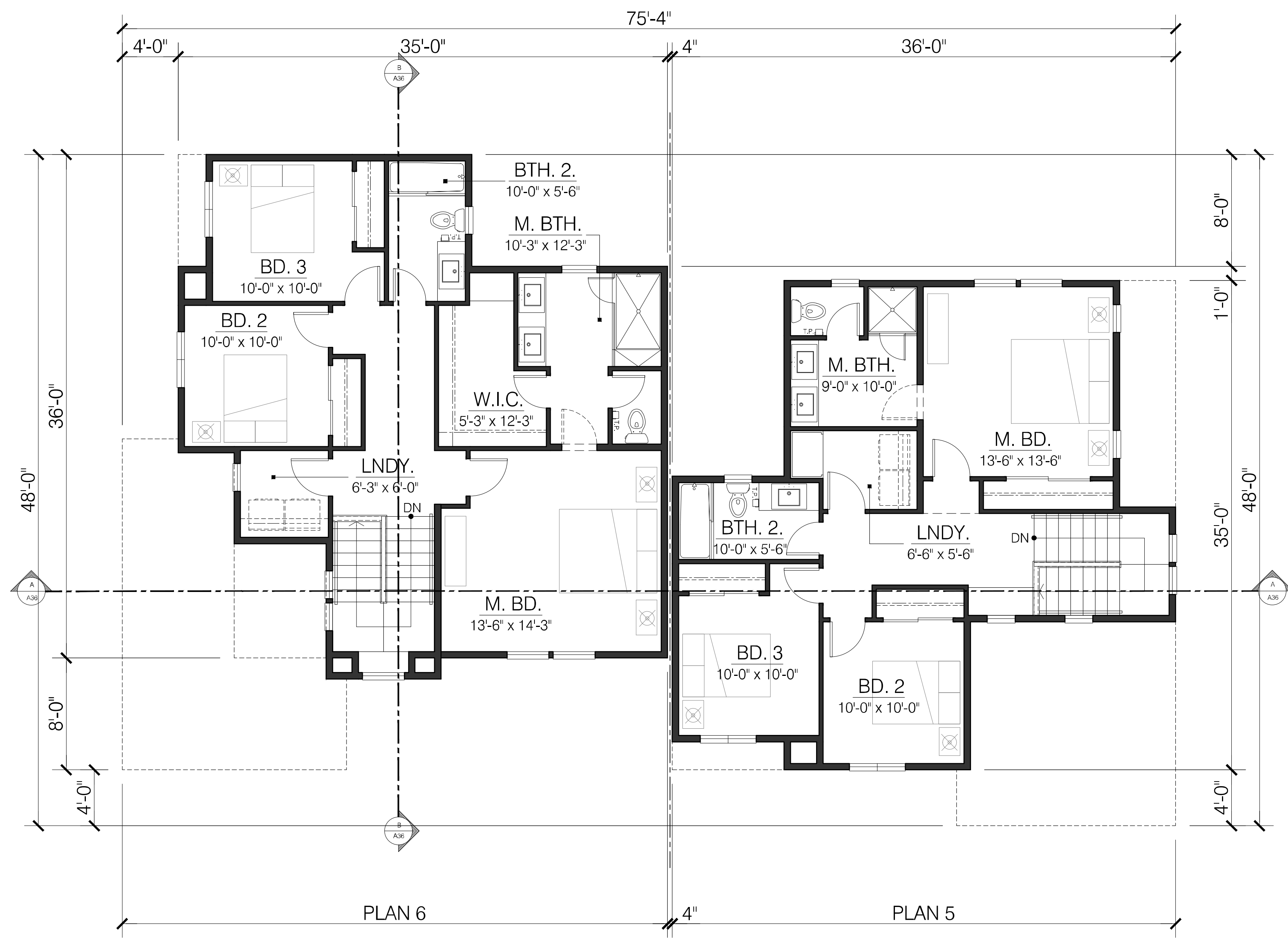


Architecture | Planning | Interiors
 444 Spear Street, Suite 105
 San Francisco, CA 94105
 www.hunthalejones.com
 t. 415-512-1300
 f. 415-288-0288

BLDG. 1A - MAIN FLOOR PLAN

A31

SCALE: 3/16" = 1'-0"
 DATE: 12.18.2019
 PROJECT: 352001.00



PLAN 6A
UPPER FLOOR LIVING: 937 SQ. FT.


PLAN 5A
UPPER FLOOR LIVING: 827 SQ. FT.

STONEBRIDGE
2220 FULTON ROAD
SANTA ROSA, CA

843 Second Street
Santa Rosa, CA 95404
J. Kapolchok
+ Associates
Land Use Planning
Urban Design

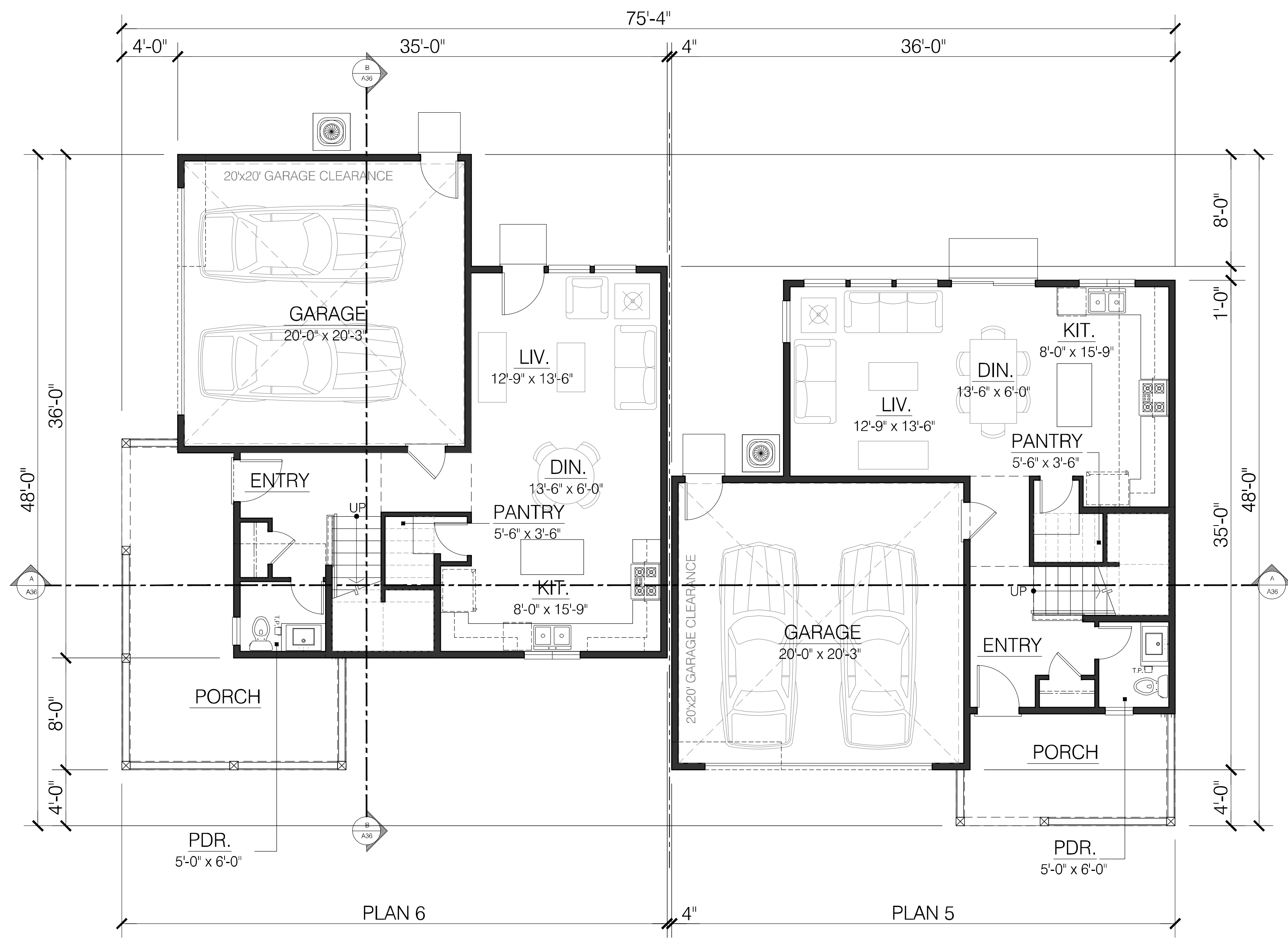


CIVIL DESIGN CONSULTANTS, INC.
2200 Flange Avenue, Suite 204
Santa Rosa, CA 95403
(707) 542-4820



Architecture | Planning | Interiors
444 Spear Street, Suite 105
San Francisco, CA 94105
www.hunthalejones.com
t. 415-512-1300
f. 415-288-0288

BLDG. 1A - UPPER FLOOR PLAN
A32
SCALE: 3/16" = 1'-0"
DATE: 12.18.2019
PROJECT: 352001.00



PLAN 6B

MAIN FLOOR LIVING: 655 SQ. FT.
 TOTAL LIVING: 1592 SQ.FT.
 GARAGE: 434 SQ. FT.

PLAN 5B

MAIN FLOOR LIVING: 655 SQ. FT.
 TOTAL LIVING: 1482 SQ.FT.
 GARAGE: 434 SQ. FT.

STONEBRIDGE
 2220 FULTON ROAD
 SANTA ROSA, CA

843 Second Street
 Santa Rosa, CA 95404
J. Kapolchok
 + Associates
 Land Use Planning
 Urban Design



CIVIL DESIGN CONSULTANTS, INC.
 2200 Range Avenue, Suite 204
 Santa Rosa, CA 95403
 (707) 542-4820

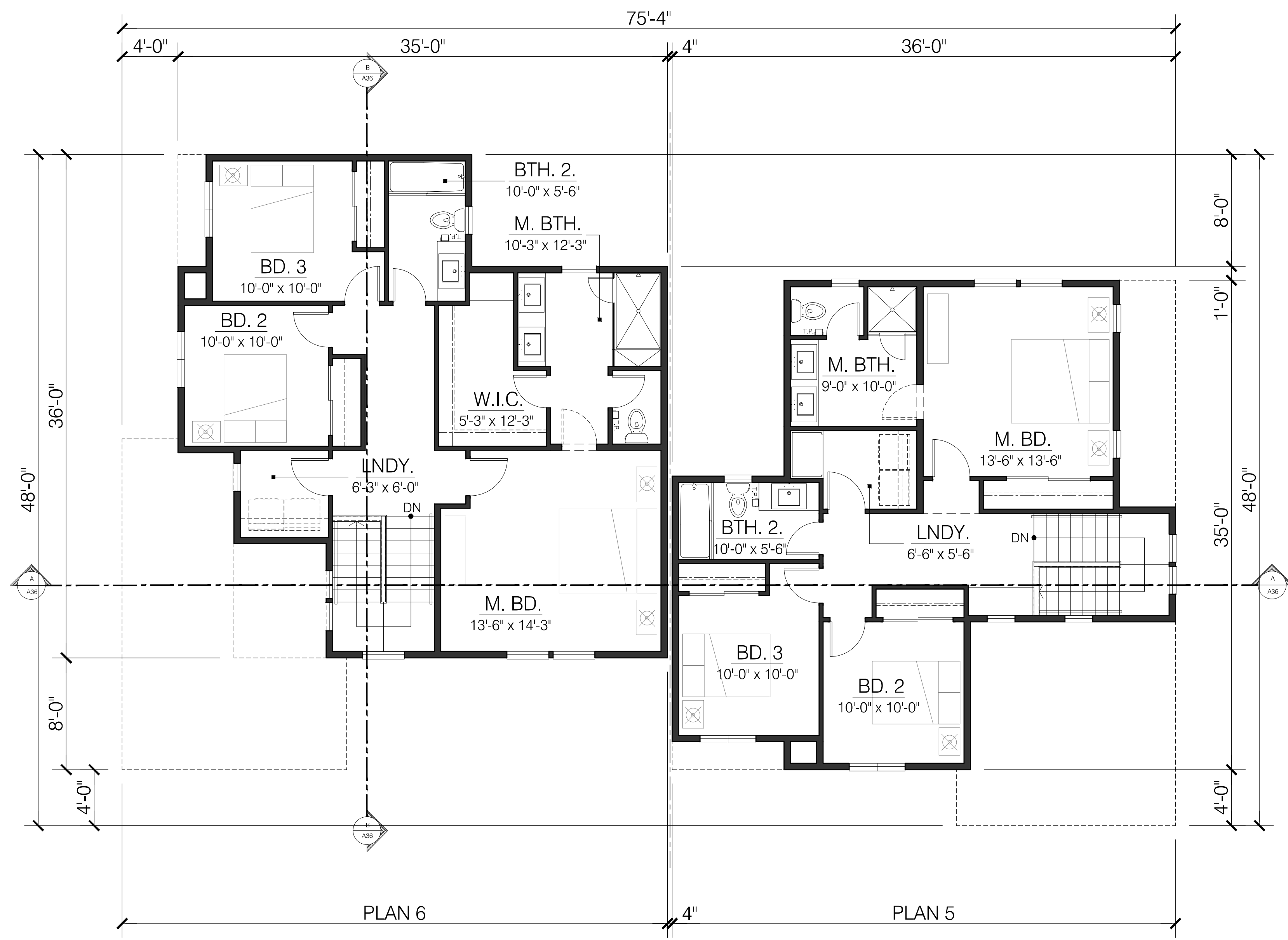


Architecture | Planning | Interiors
 444 Spear Street, Suite 105
 San Francisco, CA 94105
 www.hunthalejones.com
 t. 415-512-1300
 f. 415-288-0288

BLDG. 1B - MAIN FLOOR PLAN

A33

SCALE: 3/16" = 1'-0"
 DATE: 12.18.2019
 PROJECT: 352001.00




PLAN 6B
UPPER FLOOR LIVING: 937 SQ. FT.


PLAN 5B
UPPER FLOOR LIVING: 827 SQ. FT.

STONEBRIDGE
2220 FULTON ROAD
SANTA ROSA, CA

843 Second Street
Santa Rosa, CA 95404
J. Kapolchok
+ Associates
Land Use Planning
Urban Design




CIVIL DESIGN CONSULTANTS, INC.
2200 Range Avenue, Suite 204
Santa Rosa, CA 95403
(707) 542-4820



Architecture | Planning | Interiors
444 Spear Street, Suite 105
San Francisco, CA 94105
www.hunthalejones.com
t. 415-512-1300
f. 415-288-0288

BLDG. 1B - UPPER FLOOR PLAN
A34
SCALE: 3/16" = 1'-0"
DATE: 12.18.2019
PROJECT: 352001.00



22 18 PLAN 6A
LEFT ELEVATION

BLDG. 1A - CRAFTSMAN

12 6 14 13 PLAN 6A PLAN 5A
FRONT ELEVATION

10 9 17 BLDG 1A - CRAFTSMAN

MATERIAL SPECIFICATIONS					
1	COMPOSITION SHINGLE ROOF	10	METAL ROLL-UP GARAGE DOOR	19	POLYURETHANE SHUTTERS
2	STUCCO	11	VINYL WINDOW	20	STUCCO OVER SHAPED FOAM TRIM
3	BOARD AND BATTEN SIDING	12	WOOD TRIM	21	PRECAST TRIM
4	LAP SIDING (7" EXPOSURE)	13	WOOD CORBEL	22	WALL MOUNTED LIGHT FIXTURE - DARKSKY COMPLIANT
5	LAP SIDING (4" EXPOSURE)	14	WOOD KICKER	23	SLIDING GLASS DOOR
6	SHINGLE SIDING	15	WOOD RAILING	24	SWINGING FRENCH DOOR
7	ADHERED STONE VENEER	16	WOOD POST	25	EXPANSION JOINT
8	BRICK	17	BUILT-UP COLUMN	26	GABLE VENTS
9	FIBERGLASS FRONT DOOR	18	POTSHELF	27	BRICK TRIM



2 PLAN 5A
RIGHT ELEVATION

BLDG 1A - CRAFTSMAN



20 25 11 24 PLAN 5A PLAN 6A
REAR ELEVATION

BLDG 1A - CRAFTSMAN

STONEBRIDGE
2220 FULTON ROAD
SANTA ROSA, CA

843 Second Street
Santa Rosa, CA 95404
J. Kapolchok
+ Associates
Land Use Planning
Urban Design

RIPLEY
DESIGN
GROUP

CIVIL DESIGN CONSULTANTS, INC.
2200 Flange Avenue, Suite 204
Santa Rosa, CA 95403
(707) 542-4820



**HUNT
HALE
JONES**

Architecture | Planning | Interiors

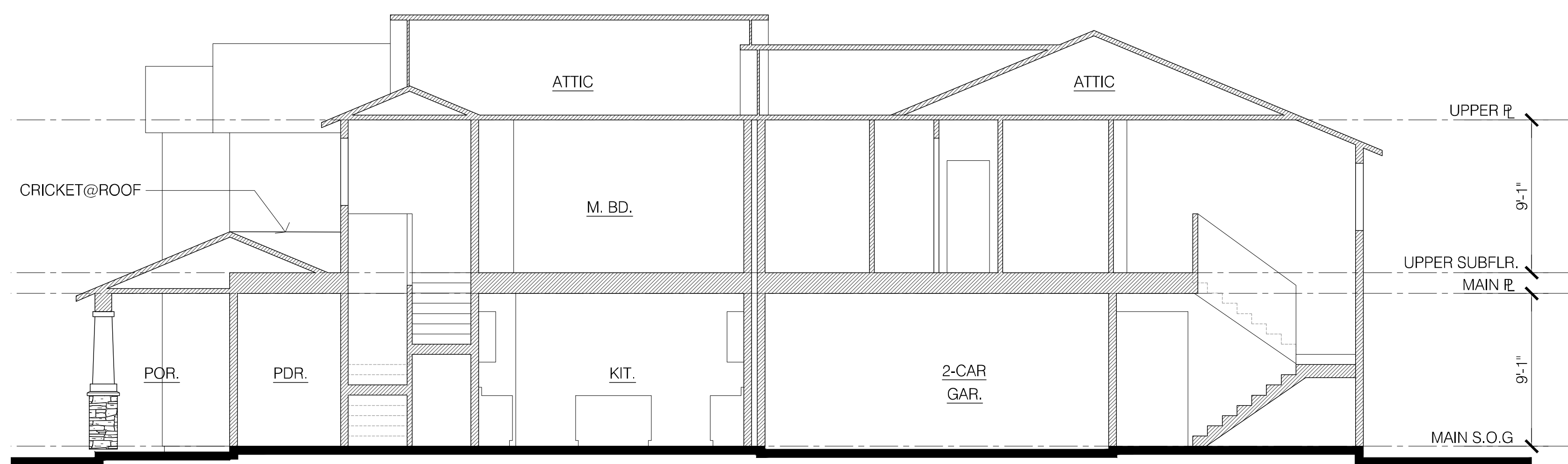
444 Spear Street, Suite 105
San Francisco, CA 94105
www.hunthalejones.com

t. 415-512-1300
f. 415-288-0288

BLDG. 1A EXTERIOR ELEVATIONS

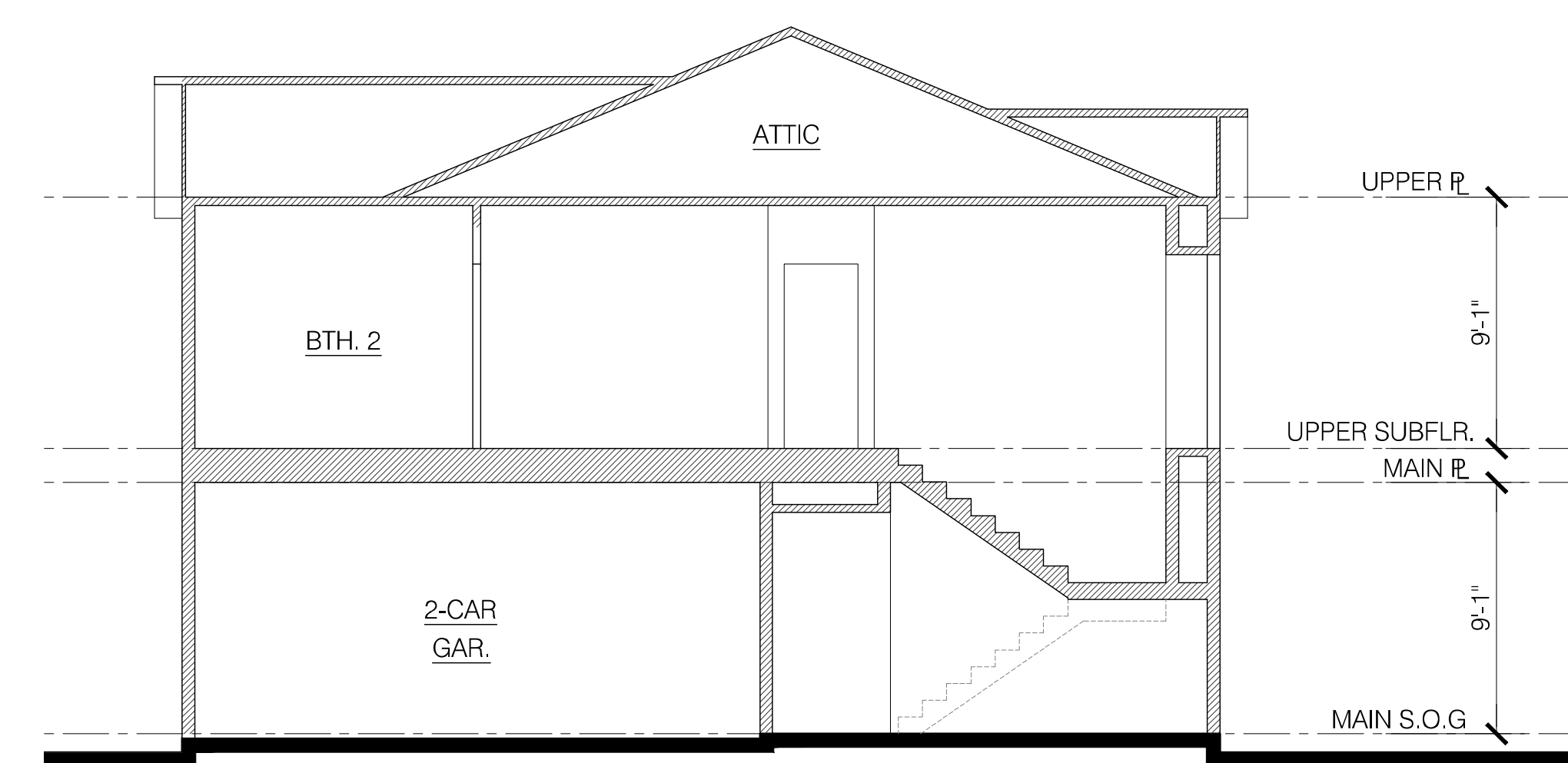
A35

SCALE: 3/16" = 1'-0"
DATE: 01.07.2020
PROJECT: 352001.00



SECTION AA

BLDG 1.



SECTION BB

BLDG. 1

STONEBRIDGE
2220 FULTON ROAD
SANTA ROSA, CA

843 Second Street
Santa Rosa, CA 95404
J. Kapolchok
+ Associates
Land Use Planning
Urban Design

RIPLEY
DESIGN
GROUP

CIVIL DESIGN CONSULTANTS, INC.
2200 Flange Avenue, Suite 204
Santa Rosa, CA 95403
(707) 542-4820



**HUNT
HALE
JONES**

Architecture | Planning | Interiors

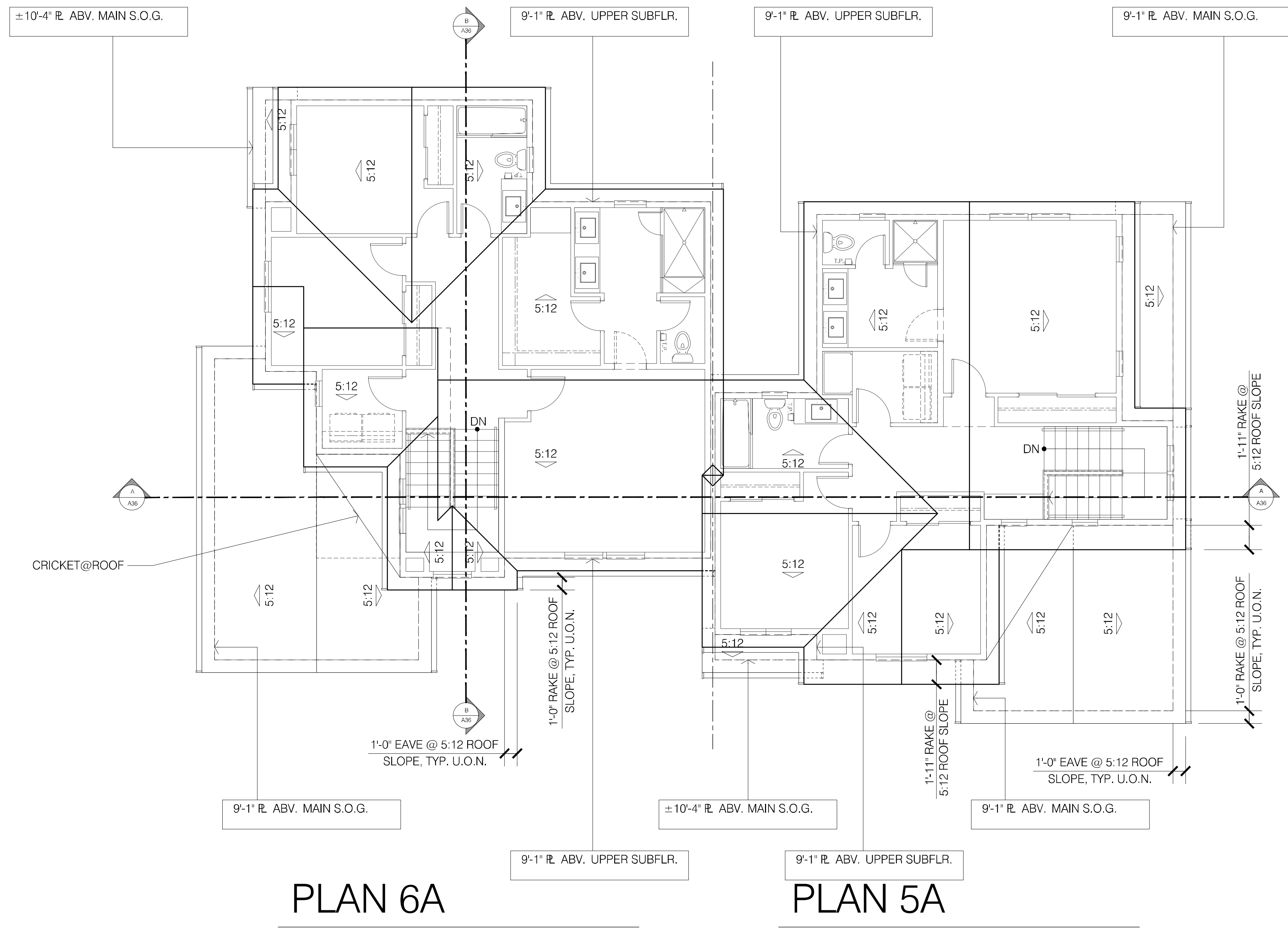
444 Spear Street, Suite 105
San Francisco, CA 94105
www.hunthalejones.com

t. 415-512-1300
f. 415-288-0288

BLDG 1 - SECTIONS

A36

SCALE: 3/16" = 1'-0"
DATE: 12.18.2019
PROJECT: 352001.00



PLAN 6A


PLAN 5A

STONEBRIDGE
 2220 FULTON ROAD
 SANTA ROSA, CA

843 Second Street
 Santa Rosa, CA 95404
J. Kapolchok
 + Associates
 Land Use Planning
 Urban Design



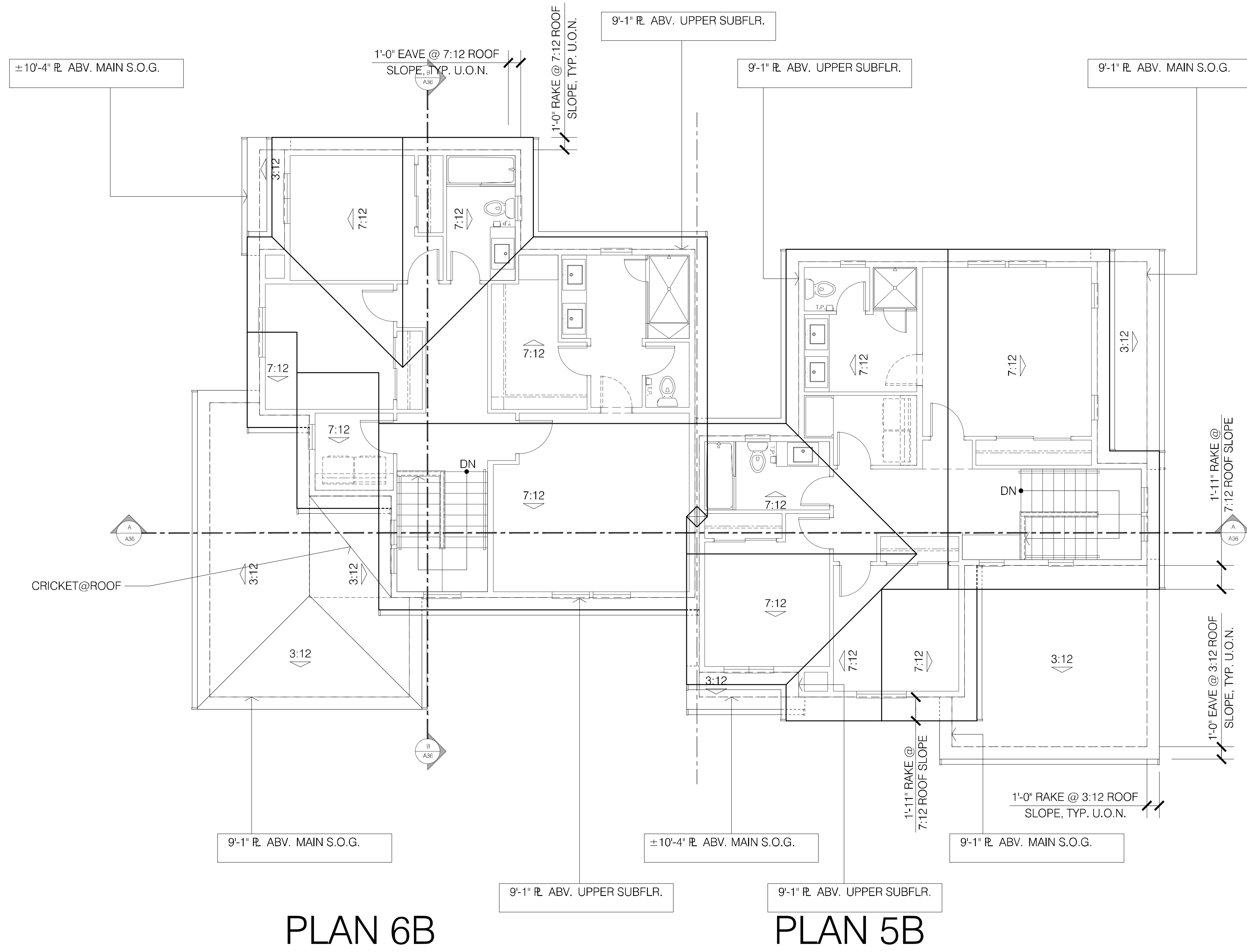
CIVIL DESIGN CONSULTANTS, INC.
 2200 Range Avenue, Suite 204
 Santa Rosa, CA 95403
 (707) 542-4820



Architecture | Planning | Interiors
 444 Spear Street, Suite 105
 San Francisco, CA 94105
 www.hunthalejones.com
 t. 415-512-1300
 f. 415-288-0288

BLDG. 1A - ROOF PLAN
A37

SCALE: 3/16" = 1'-0"
 DATE: 12.18.2019
 PROJECT: 352001.00




STONEBRIDGE
 2220 FULTON ROAD
 SANTA ROSA, CA

843 Second Street
 Santa Rosa, CA 95404
J. Kapolchok
 + Associates
 Land Use Planning
 Urban Design



CIVIL DESIGN CONSULTANTS, INC.
 2200 Range Avenue, Suite 204
 Santa Rosa, CA 95403
 (707) 542-4820



Architecture | Planning | Interiors
 444 Spear Street, Suite 105
 San Francisco, CA 94105
 www.hunthalejones.com
 t. 415-512-1300
 f. 415-288-0288

BLDG. 1B - ROOF PLAN

A38

SCALE: 3/16" = 1'-0"
 DATE: 12.18.2019
 PROJECT: 352001.00

COLOR & MATERIALS

- ROOF**
MFR: CERTAINTEED
LANDMARK SERIES - ORIGINAL
COLOR : WEATHERED WOOD
- TRIM PAINT COLOR**
MFR: SHERWIN-WILLIAMS
COLOR : SW 6174
ANDIRON
- BODY PAINT COLOR 1 (UPPER BODY PAINT)**
MFR: SHERWIN-WILLIAMS
COLOR : SW 6173
COCCOON
- BODY PAINT COLOR 2 (LOWER BODY PAINT)**
MFR: SHERWIN-WILLIAMS
COLOR : SW 6149
RELAXED KHAKI
- ACCENT PAINT COLOR**
MFR: SHERWIN-WILLIAMS
COLOR : SW 7523
BURNISHED BRANDY
- STONE VENEER**
MFR: EL DORADO STONE
SPEC: CLIFFSTONE - MONTECITO

<p>Architecture Planning Interiors</p> <p>HUNT HALE JONES</p> <p>444 Spear Street, Suite 105 San Francisco, CA 94105 www.hunthalejones.com t. 415-512-1300 f. 415-288-0288</p> <p>© 1999 HUNT HALE JONES ARCHITECTS</p>	<p>WOODSIDE HOLDINGS, LP</p> <p>STONEBRIDGE</p> <p>2220 FULTON AVENUE, SANTA ROSA, CA</p>	<p>SCHEME</p> <p>001</p>
--	--	---------------------------------

STYLE: CRAFTSMAN
SCHEME 1

COLOR & MATERIALS

- ROOF**
MFR: CERTAINTEED
LANDMARK SERIES - ORIGINAL
COLOR : WEATHERED WOOD
- TRIM PAINT COLOR**
MFR: SHERWIN-WILLIAMS
COLOR : SW 7004
SNOWBOUND
- BODY PAINT COLOR 1 (UPPER BODY PAINT)**
MFR: SHERWIN-WILLIAMS
COLOR : SW 7048
URBANE BRONZE
- BODY PAINT COLOR 2 (LOWER BODY PAINT)**
MFR: SHERWIN-WILLIAMS
COLOR : SW 7043
WORLDLY GRAY
- ACCENT PAINT COLOR**
MFR: SHERWIN-WILLIAMS
COLOR : SW 6391
GALLANT GOLD
- STONE VENEER**
MFR: EL DORADO STONE
SPEC: MOUNTAIN LEDGE - SIERRA

<p>Architecture Planning Interiors</p> <p>HUNT HALE JONES</p> <p>444 Spear Street, Suite 105 San Francisco, CA 94105 www.hunthalejones.com t. 415-512-1300 f. 415-288-0288</p> <p>© 1999 HUNT HALE JONES ARCHITECTS</p>	<p>WOODSIDE HOLDINGS, LP</p> <p>STONEBRIDGE</p> <p>2220 FULTON AVENUE, SANTA ROSA, CA</p>	<p>SCHEME</p> <p>002</p>
--	--	---------------------------------

STYLE: CRAFTSMAN
SCHEME 2

COLOR & MATERIALS

- ROOF**
MFR: CERTAINTEED
LANDMARK SERIES - ORIGINAL
COLOR : THUNDERSTORM GRAY
- TRIM PAINT COLOR**
MFR: SHERWIN-WILLIAMS
COLOR : SW 7021
SIMPLE WHITE
- BODY PAINT COLOR 1 (UPPER BODY PAINT)**
MFR: SHERWIN-WILLIAMS
COLOR : SW 6278
CLOAK GRAY
- BODY PAINT COLOR 2 (LOWER BODY PAINT)**
MFR: SHERWIN-WILLIAMS
COLOR : SW 6003
PROPER GRAY
- ACCENT PAINT COLOR**
MFR: SHERWIN-WILLIAMS
COLOR : SW 9154
PERLE NOIR
- STONE VENEER**
MFR: EL DORADO STONE
SPEC: BLUFFSTONE - MINERET

<p>Architecture Planning Interiors</p> <p>HUNT HALE JONES</p> <p>444 Spear Street, Suite 105 San Francisco, CA 94105 www.hunthalejones.com t. 415-512-1300 f. 415-288-0288</p> <p>© 1999 HUNT HALE JONES ARCHITECTS</p>	<p>WOODSIDE HOLDINGS, LP</p> <p>STONEBRIDGE</p> <p>2220 FULTON AVENUE, SANTA ROSA, CA</p>	<p>SCHEME</p> <p>003</p>
--	--	---------------------------------

STYLE: CRAFTSMAN
SCHEME 3

STONEBRIDGE
2220 FULTON ROAD
SANTA ROSA, CA

843 Second Street
Santa Rosa, CA 95404

J. Kapolchok
+ Associates
Land Use Planning
Urban Design

RIPLEY
DESIGN
GROUP

CIVIL DESIGN CONSULTANTS, INC.
2200 Range Avenue, Suite 204
Santa Rosa, CA 95403
(707) 542-4820



HUNT HALE JONES

Architecture | Planning | Interiors

444 Spear Street, Suite 105
San Francisco, CA 94105
www.hunthalejones.com

t. 415-512-1300
f. 415-288-0288

COLOR SCHEMES - CRAFTSMAN

A39

SCALE: N.T.S.
DATE: 12.18.2019
PROJECT: 352001.00

COLOR & MATERIALS

- ROOF**
MFR: CERTAINTEED
LANDMARK SERIES - ORIGINAL
COLOR : GEORGETOWN GRAY
- TRIM PAINT COLOR**
MFR: SHERWIN-WILLIAMS
COLOR : SW 7757
HIGH REFLECTIVE WHITE
- BODY PAINT COLOR**
MFR: SHERWIN-WILLIAMS
COLOR : SW 6806
RHYTHMIC BLUE
- ACCENT PAINT COLOR**
MFR: SHERWIN-WILLIAMS
COLOR : SW 7076
CYBERSPACE
- BRICK VENEER**
MFR: EL DORADO STONE
SPEC: TUNDRA BRICK - CHALK DUST

<p>Architecture Planning Interiors</p> <p>©1999 HUNT HALE JONES ARCHITECTS</p>	<p>WOODSIDE HOLDINGS, LP</p> <p>STONEBRIDGE</p> <p>2220 FULTON AVENUE, SANTA ROSA, CA</p>	<p>SCHEME</p> <p>004</p>
--	--	---------------------------------

STYLE: FARMHOUSE
SCHEME 4

COLOR & MATERIALS

- ROOF**
MFR: CERTAINTEED
LANDMARK SERIES - ORIGINAL
COLOR : MOIRE BLACK
- TRIM PAINT COLOR**
MFR: SHERWIN-WILLIAMS
COLOR : SW 7634
PEDIMENT
- BODY PAINT COLOR**
MFR: SHERWIN-WILLIAMS
COLOR : SW 7005
PURE WHITE
- ACCENT PAINT COLOR 1 (DOOR)**
MFR: SHERWIN-WILLIAMS
COLOR : SW 7586
STOLEN KISS
- ACCENT PAINT COLOR 2 (SHUTTER)**
MFR: SHERWIN-WILLIAMS
COLOR : SW 6258
TRICORN BLACK
- BRICK VENEER**
MFR: EL DORADO STONE
SPEC: TUNDRA BRICK - CHALK DUST

<p>Architecture Planning Interiors</p> <p>©1999 HUNT HALE JONES ARCHITECTS</p>	<p>WOODSIDE HOLDINGS, LP</p> <p>STONEBRIDGE</p> <p>2220 FULTON AVENUE, SANTA ROSA, CA</p>	<p>SCHEME</p> <p>005</p>
--	--	---------------------------------

STYLE: FARMHOUSE
SCHEME 5

COLOR & MATERIALS

- ROOF**
MFR: CERTAINTEED
LANDMARK SERIES - ORIGINAL
COLOR : PEWTER
- TRIM PAINT COLOR**
MFR: SHERWIN-WILLIAMS
COLOR : SW 6236
GRAYS HARBOR
- BODY PAINT COLOR**
MFR: SHERWIN-WILLIAMS
COLOR : SW 6232
MISTY
- ACCENT PAINT COLOR 1 (DOOR)**
MFR: SHERWIN-WILLIAMS
COLOR : SW 6237
DARK KNIGHT
- ACCENT PAINT COLOR 2 (SHUTTER)**
MFR: SHERWIN-WILLIAMS
COLOR : SW 6236
GRAYS HARBOR
- BRICK VENEER**
MFR: EL DORADO STONE
SPEC: TUNDRA BRICK - LATIGO

<p>Architecture Planning Interiors</p> <p>©1999 HUNT HALE JONES ARCHITECTS</p>	<p>WOODSIDE HOLDINGS, LP</p> <p>STONEBRIDGE</p> <p>2220 FULTON AVENUE, SANTA ROSA, CA</p>	<p>SCHEME</p> <p>006</p>
--	--	---------------------------------

STYLE: FARMHOUSE
SCHEME 6

STONEBRIDGE
2220 FULTON ROAD
SANTA ROSA, CA

843 Second Street
Santa Rosa, CA 95404

J. Kapolchok
+ Associates
Land Use Planning
Urban Design

RIPLEY
DESIGN
GROUP

CIVIL DESIGN CONSULTANTS, INC.
2200 Range Avenue, Suite 204
Santa Rosa, CA 95403
(707) 542-4820



HUNT HALE JONES

Architecture | Planning | Interiors

444 Spear Street, Suite 105
San Francisco, CA 94105
www.hunthalejones.com

t. 415-512-1300
f. 415-288-0288

COLOR SCHEMES - FARMHOUSE

A40

SCALE: N.T.S.
DATE: 12.18.2019
PROJECT: 352001.00

COLOR & MATERIALS

- ROOF**
MFR: CERTAINTEED
LANDMARK SERIES - ORIGINAL
COLOR : GEORGETOWN GRAY
- TRIM PAINT COLOR**
MFR: SHERWIN-WILLIAMS
COLOR : SW 7103
WHITETAIL
- BODY PAINT COLOR 1 (UPPER BODY PAINT)**
MFR: SHERWIN-WILLIAMS
COLOR : SW 9179
ANCHORS AWEIGH
- BODY PAINT COLOR 2 (LOWER BODY PAINT)**
MFR: SHERWIN-WILLIAMS
COLOR : SW 6231
ROCK CANDY
- ACCENT PAINT COLOR 1 (DOOR)**
MFR: SHERWIN-WILLIAMS
COLOR : SW 7073
NETWORK GRAY
- ACCENT PAINT COLOR 2 (SHUTTER)**
MFR: SHERWIN-WILLIAMS
COLOR : SW 7103
WHITETAIL
- STONE VENEER**
MFR: EL DORADO STONE
SPEC: ROUGH CUT - MOON LIGHT

<p>Architecture Planning Interiors HUNT HALE JONES 444 Spear Street, Suite 105 San Francisco, CA 94105 www.hunthalejones.com t. 415-512-1300 f. 415-288-0288</p>	<p>WOODSIDE HOLDINGS, LP STONEBRIDGE 2220 FULTON AVENUE, SANTA ROSA, CA</p>	<p>SCHEME 007</p>
---	--	------------------------------

© 1999 HUNT HALE JONES ARCHITECTS

STYLE: TRADITIONAL
SCHEME 7

COLOR & MATERIALS

- ROOF**
MFR: CERTAINTEED
LANDMARK SERIES - ORIGINAL
COLOR : WEATHERED WOOD
- TRIM PAINT COLOR**
MFR: SHERWIN-WILLIAMS
COLOR : SW 7009
PEARLY WHITE
- BODY PAINT COLOR 1 (UPPER BODY PAINT)**
MFR: SHERWIN-WILLIAMS
COLOR : SW 0037
MORRIS ROOM GREY
- BODY PAINT COLOR 2 (LOWER BODY PAINT)**
MFR: SHERWIN-WILLIAMS
COLOR : SW 6071
POPULAR GRAY
- ACCENT PAINT COLOR 1 (DOOR)**
MFR: SHERWIN-WILLIAMS
COLOR : SW 6020
MAROONED
- ACCENT PAINT COLOR 2 (SHUTTER)**
MFR: SHERWIN-WILLIAMS
COLOR : SW 7009
PEARLY WHITE
- STONE VENEER**
MFR: EL DORADO STONE
SPEC: STACKED STONE - CHAPEL HILL

<p>Architecture Planning Interiors HUNT HALE JONES 444 Spear Street, Suite 105 San Francisco, CA 94105 www.hunthalejones.com t. 415-512-1300 f. 415-288-0288</p>	<p>WOODSIDE HOLDINGS, LP STONEBRIDGE 2220 FULTON AVENUE, SANTA ROSA, CA</p>	<p>SCHEME 008</p>
---	--	------------------------------

© 1999 HUNT HALE JONES ARCHITECTS

STYLE: TRADITIONAL
SCHEME 8

COLOR & MATERIALS

- ROOF**
MFR: CERTAINTEED
LANDMARK SERIES - ORIGINAL
COLOR : BIRCH SILVER
- TRIM PAINT COLOR**
MFR: SHERWIN-WILLIAMS
COLOR : SW 7103
WHITETAIL
- BODY PAINT COLOR 1 (UPPER BODY PAINT)**
MFR: SHERWIN-WILLIAMS
COLOR : SW 6272
PLUM BROWN
- BODY PAINT COLOR 2 (LOWER BODY PAINT)**
MFR: SHERWIN-WILLIAMS
COLOR : SW 7668
MARCH WIND
- ACCENT PAINT COLOR 1 (DOOR)**
MFR: SHERWIN-WILLIAMS
COLOR : SW 9154
PERLE NOIR
- ACCENT PAINT COLOR 2 (SHUTTER)**
MFR: SHERWIN-WILLIAMS
COLOR : SW 7103
WHITETAIL
- STONE VENEER**
MFR: EL DORADO STONE
SPEC: LIMESTONE - YORK

<p>Architecture Planning Interiors HUNT HALE JONES 444 Spear Street, Suite 105 San Francisco, CA 94105 www.hunthalejones.com t. 415-512-1300 f. 415-288-0288</p>	<p>WOODSIDE HOLDINGS, LP STONEBRIDGE 2220 FULTON AVENUE, SANTA ROSA, CA</p>	<p>SCHEME 009</p>
---	--	------------------------------

© 1999 HUNT HALE JONES ARCHITECTS

STYLE: TRADITIONAL
SCHEME 9

STONEBRIDGE
2220 FULTON ROAD
SANTA ROSA, CA

843 Second Street
Santa Rosa, CA 95404

J. Kapolchok
+ Associates
Land Use Planning
Urban Design

RIPLEY
DESIGN
GROUP

CIVIL DESIGN CONSULTANTS, INC.
2200 Range Avenue, Suite 204
Santa Rosa, CA 95403
(707) 542-4820



HUNT HALE JONES

Architecture | Planning | Interiors
444 Spear Street, Suite 105
San Francisco, CA 94105
www.hunthalejones.com
t. 415-512-1300
f. 415-288-0288

COLOR SCHEMES - TRADITIONAL

A41

SCALE: N.T.S.
DATE: 12.18.2019
PROJECT: 352001.00

