

# VPP STREET OUTREACH AND CRISIS RESPONSE (SOCR) TEAM

## MID-YEAR UPDATE

**Danielle Ronshausen**

**Violence Prevention Program Manager  
Housing & Community Services**

**September 9, 2025**



---

**THE** SANTA ROSA  
VIOLENCE  
PREVENTION  
**PARTNERSHIP**

---

# BACKGROUND

- The Violence Prevention Partnership released a Request for Proposals on August 26, 2024
  - Seeking a qualified organization to implement a street outreach and crisis response team focused on at-risk, high-risk, gang-impacted, and gang-intentional youth and young adults and their families
- Three qualified applicants submitted proposals
  - Review team unanimously selected New Hope for Youth, a San Jose based nonprofit with 20 years experience running similar programs in Santa Clara County
- On November 19, 2024, Council approved a \$600,000 per year contract for two years with an option of a further three years
- New Hope for Youth began implementation in January 2025, and was fully operational by February 2025

# SCOPE OF SERVICES

Credible Messengers - Case Management - Trauma Informed

**Cold Street Outreach**

**Diversion and Reentry**

**Neighborhood Climate Checks**

**Whole Family Support**

**Victim Support Services**

**Pro-Social Activities**

# RESULTS FROM FIRST SIX MONTHS

Data from January 1, 2025 through June 30, 2025

## Cold Street Outreach

- 915 Individuals engaged
- 124 Instances of Cold Street Outreach
- 31.75 Hours of service

## Neighborhood Climate Checks

- 226 Neighborhood climate checks
- 121 Reports of graffiti submitted to the city
- 10 Other reports submitted to the city

## Victim Support Services

- Engaged in city's first two instances of hospital-based intervention following two stabbing incidents

## Diversion and Reentry

- 78 Referrals accepted
- 21 Youth referred to external services
- 4244.5 total hours of service

## Whole Family Support

- 60 Family members provided services
- 51 Case management plans developed
- 256 hours of educational workshops

## Pro-Social Activities

- 12 Pro-social activities organized
- 159 Youth engaged
- 614 hours of service

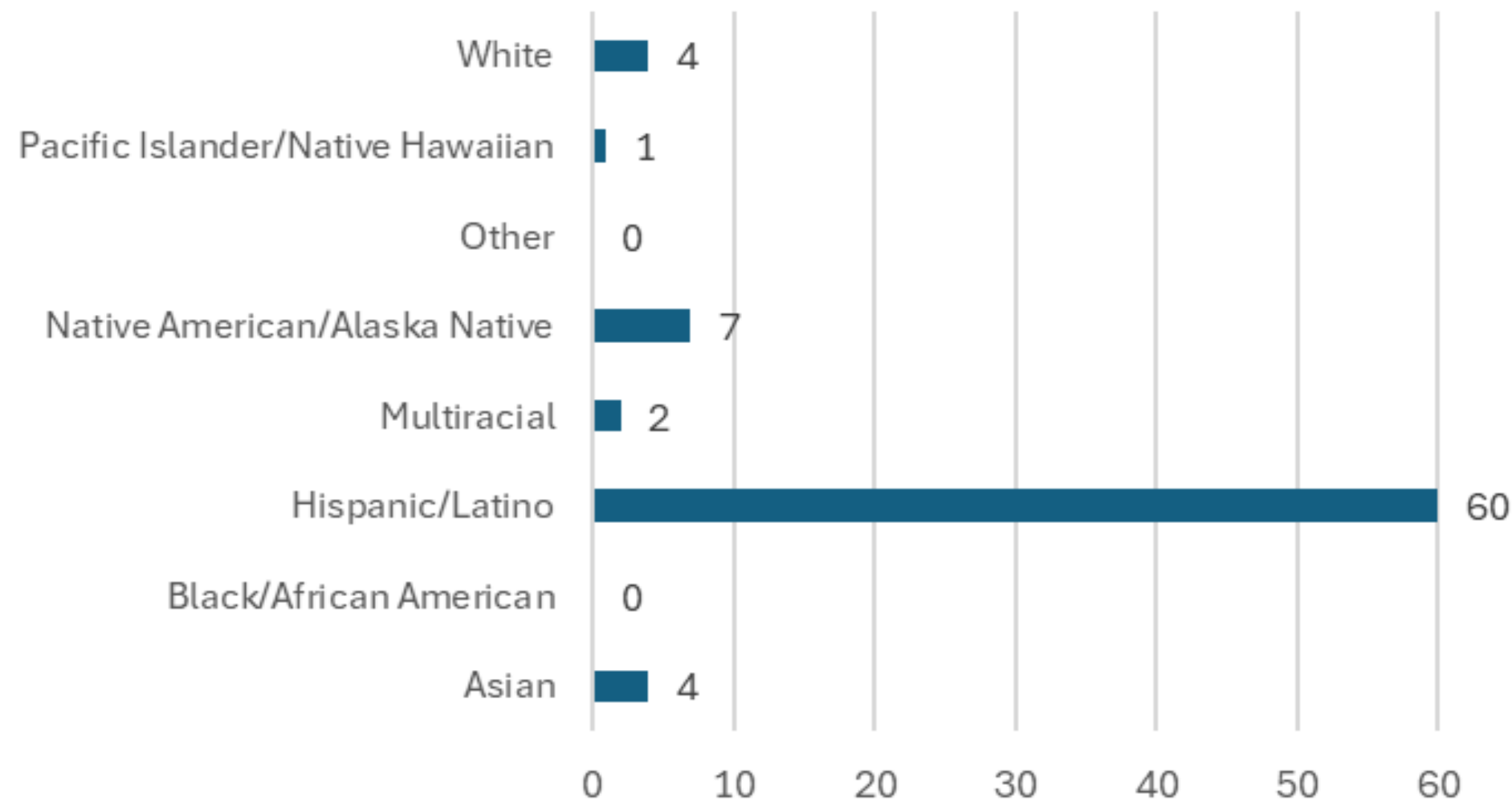
Activity	# of Sessions	Hours
Intakes	78	86.5
Case Plans	226	311.5
Mentoring	2250	2651
Other	550	568
<b>Total</b>	<b>3104</b>	<b>3617</b>

# RESULTS FROM FIRST SIX MONTHS

## Case Management

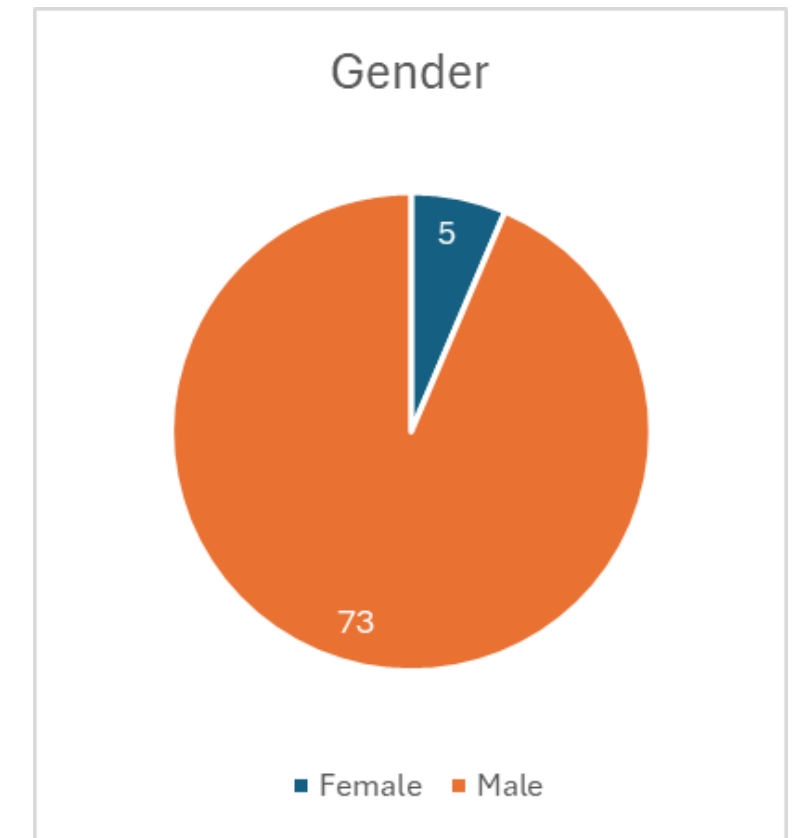
- 78 youth engaged in Case Management Services

Race/Ethnicity



- 5.1% - Asian
- 76.9% - Latino
- 2.6% - Multiracial
- 9% - Native American
- 1.2% - Pacific Islander
- 5.1% - White

Gender

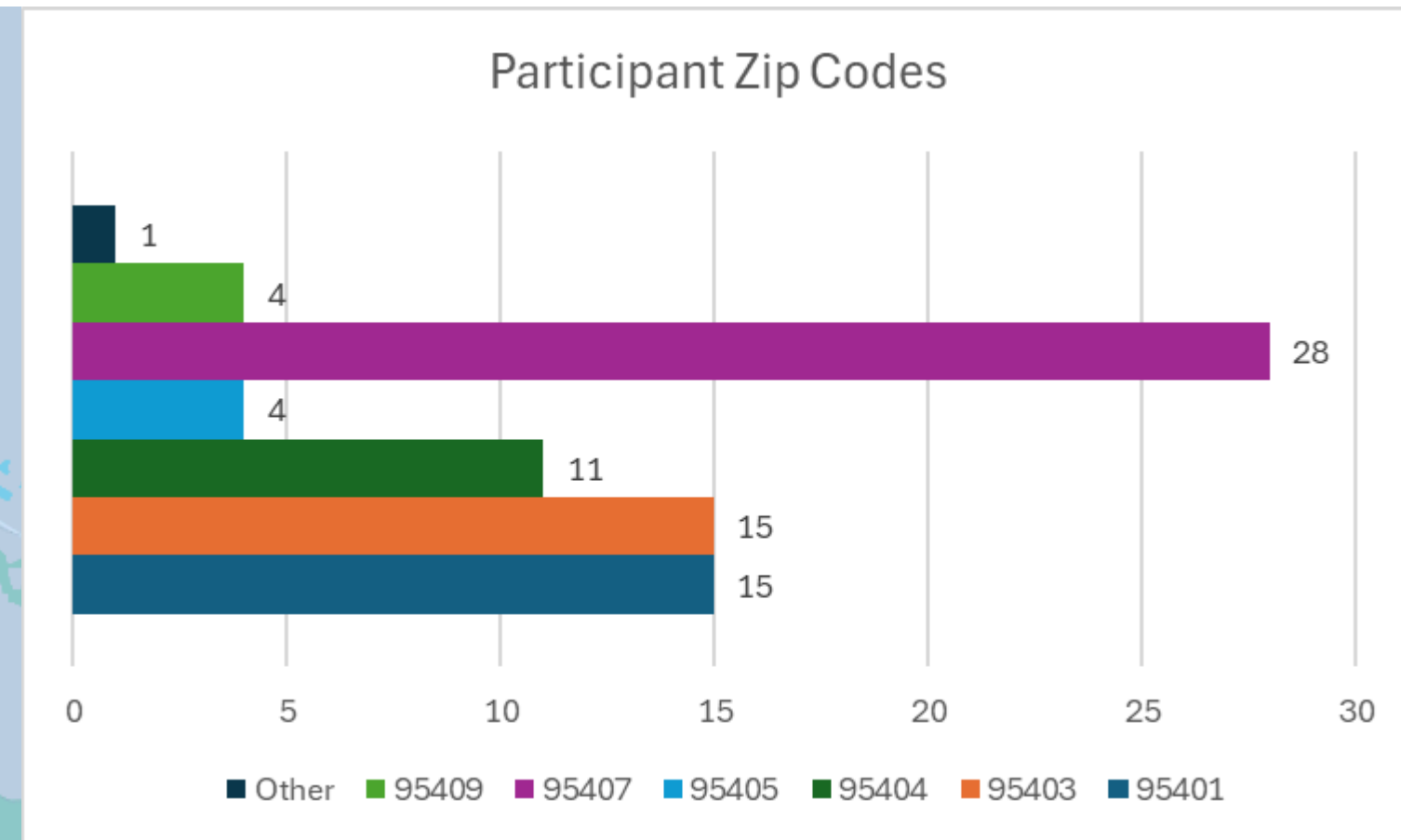



- 94% - Male
- 6% - Female

# RESULTS FROM FIRST SIX MONTHS

## Case Management

- 78 youth engaged in Case Management Services



- 19.2% - 95401 West
- 19.2% - 95403 Northwest
- 14.1% - 95404 Central
- 5.1% - 95405 Southeast
- 35.9% - 95407 Southwest
- 5.1% - 95409 Northeast
- 1.2% - Other Zip Codes

**Questions?**