



FY 2023-24 Budget Study Session

MAY 9 & 10, 2023

Opening Comments

Citywide Budget Overview

General Fund Budget Overview

Staffing Summary

Administrative Departments

Information Technology

Housing & Community Services

Agenda

Budget Study
Session – Day 1

FY 2023-24

Fire Department

Police Department

Planning & Economic Development

Parks & Recreation

Transportation & Public Works

Santa Rosa Water

Capital Improvement Program Budget

Agenda

Budget Study
Session – Day 2

FY 2023-24

City Manager's Comments

PROPOSED BUDGET FY 2023-24

A solid green horizontal bar at the bottom of the page.

Chief Financial Officer's Comments

- Economic Overview
- FY 2023-24 General Fund Budget Deficit
- Mitigation Measures

Citywide Budget Overview

PROPOSED BUDGET FY 2023-24

A solid green horizontal bar at the bottom of the slide.

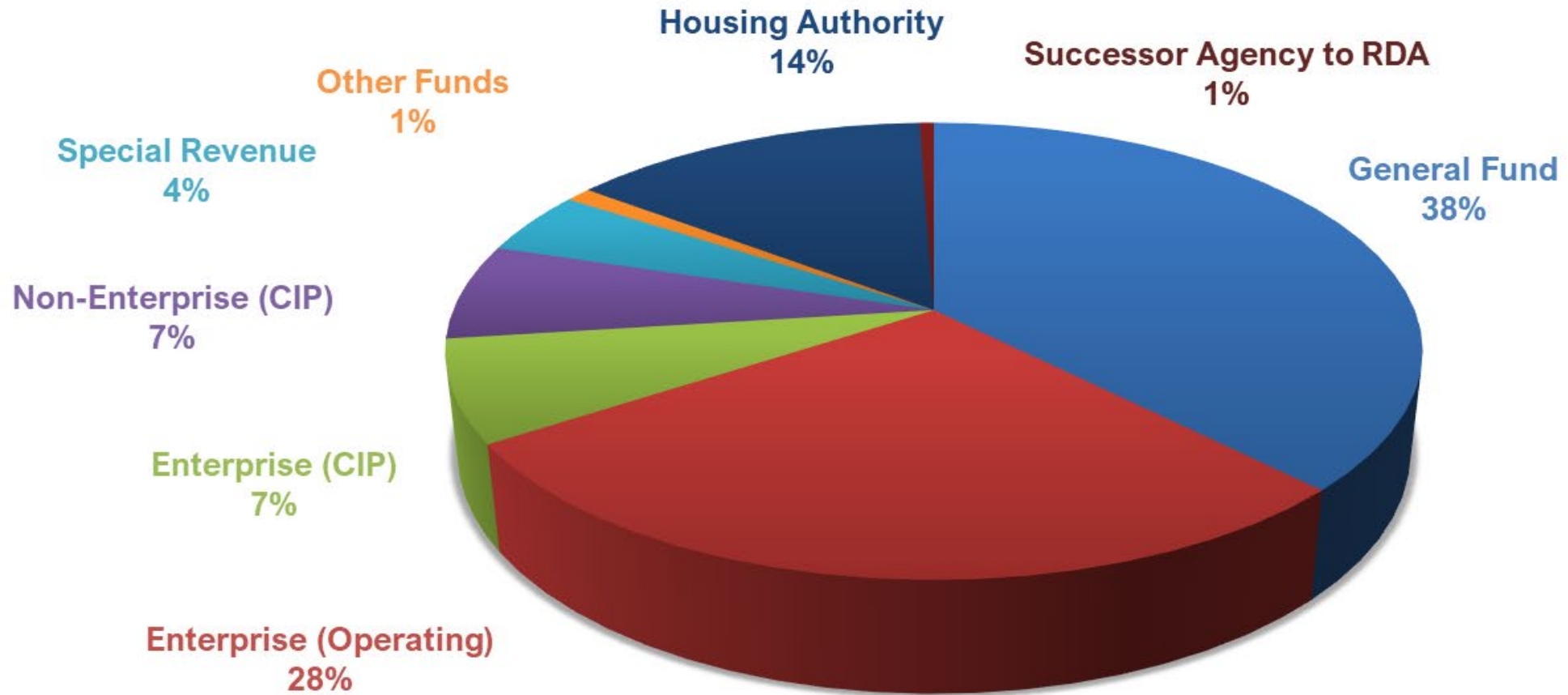
FY 2023-24 Citywide Revenues by Fund (in millions)

Fund Type	2022-23 Adopted Budget	2023-24 Proposed Budget	\$ Change	% Change
General Fund	\$197.5	\$201.9	\$4.4	2.2%
Enterprise Funds	174.9	182.0	7.1	4.0%
Special Revenue Funds	38.4	37.5	(0.9)	(2.3%)
Other Funds	5.0	5.2	0.2	3.7%
Housing Authority	48.5	69.5	21.0	43.2%
Successor Agency to RDA	3.0	3.0	-	-
Total	\$467.4	\$503.2	\$35.8	7.7%

FY 2023-24 Citywide Expenditures by Fund Type (in millions)

Fund Type	2022-23 Adopted Budget	2023-24 Proposed Budget	\$ Change	% Change
General Fund	\$190.3	\$200.3	\$10.0	5.3%
Enterprise (Operating)	143.1	150.7	7.6	5.3%
Enterprise (CIP)	37.8	38.6	0.8	2.2%
Non-Enterprise (CIP)	30.7	36.3	5.6	18.3%
Special Revenue	16.5	24.0	7.5	45.7%
Other Funds	5.4	5.5	0.1	1.9%
Housing Authority	54.6	75.6	21.0	38.5%
Successor Agency to RDA	3.0	3.0	-	-
Total	\$481.3	\$534.0	\$52.7	10.9%
Operations (net of CIP)	\$412.9	\$459.1	\$46.3	11.2%
CIP only	\$68.4	\$74.9	\$6.4	9.4%

FY 2023-24 Citywide Expenditures by Fund



General Fund Budget Overview

PROPOSED BUDGET FY 2023-24

A solid green horizontal bar at the bottom of the page.

FY 2023-24 General Fund Summary

(in millions)

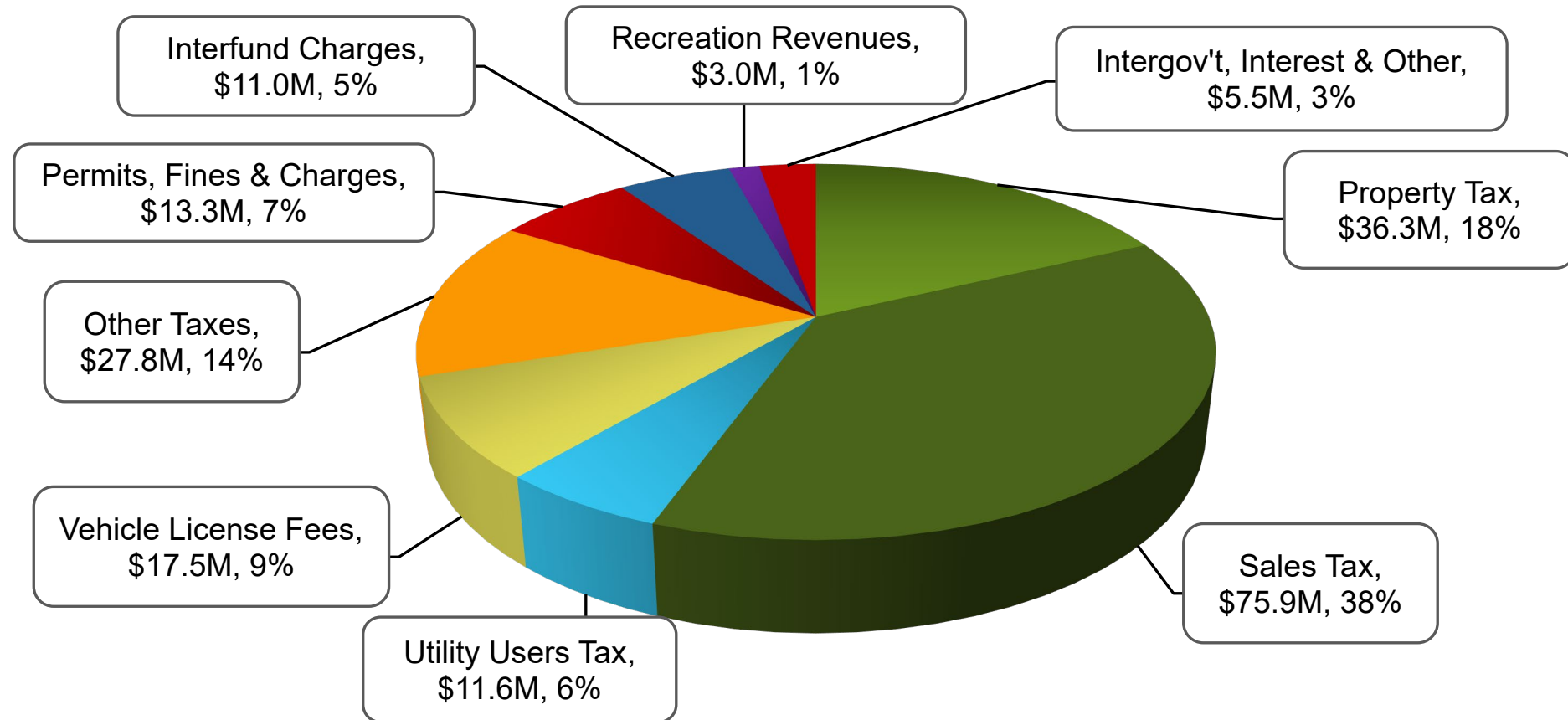
	Proposed General Fund Budget
Revenue	\$201.9
Transfers In	2.3
Total Revenues + Transfers In	\$204.2
Expenditures	200.3
Capital Improvement Projects	2.0
Transfers Out	4.4
Total Expenditures + Transfers Out	\$206.7
Use of Fiscal Stability Funds	(\$2.5)

Fiscal Stability Reserve Funds

(in millions)

	Balance of Fiscal Stability Reserves
General Fund Fiscal Stability Reserves	\$40M
Pension Stabilization 115 Trust (FY 22-23)	(\$10)
Fire Equipment Replacement Fund (FY 22-23)	(\$2.7)
FY 2023-24 Budget Deficit	(\$2.5)
Fiscal Stability Reserves Remaining	\$24.8M

General Fund Revenues by Category



FY 2023-24 General Fund Revenues by Category (in millions)

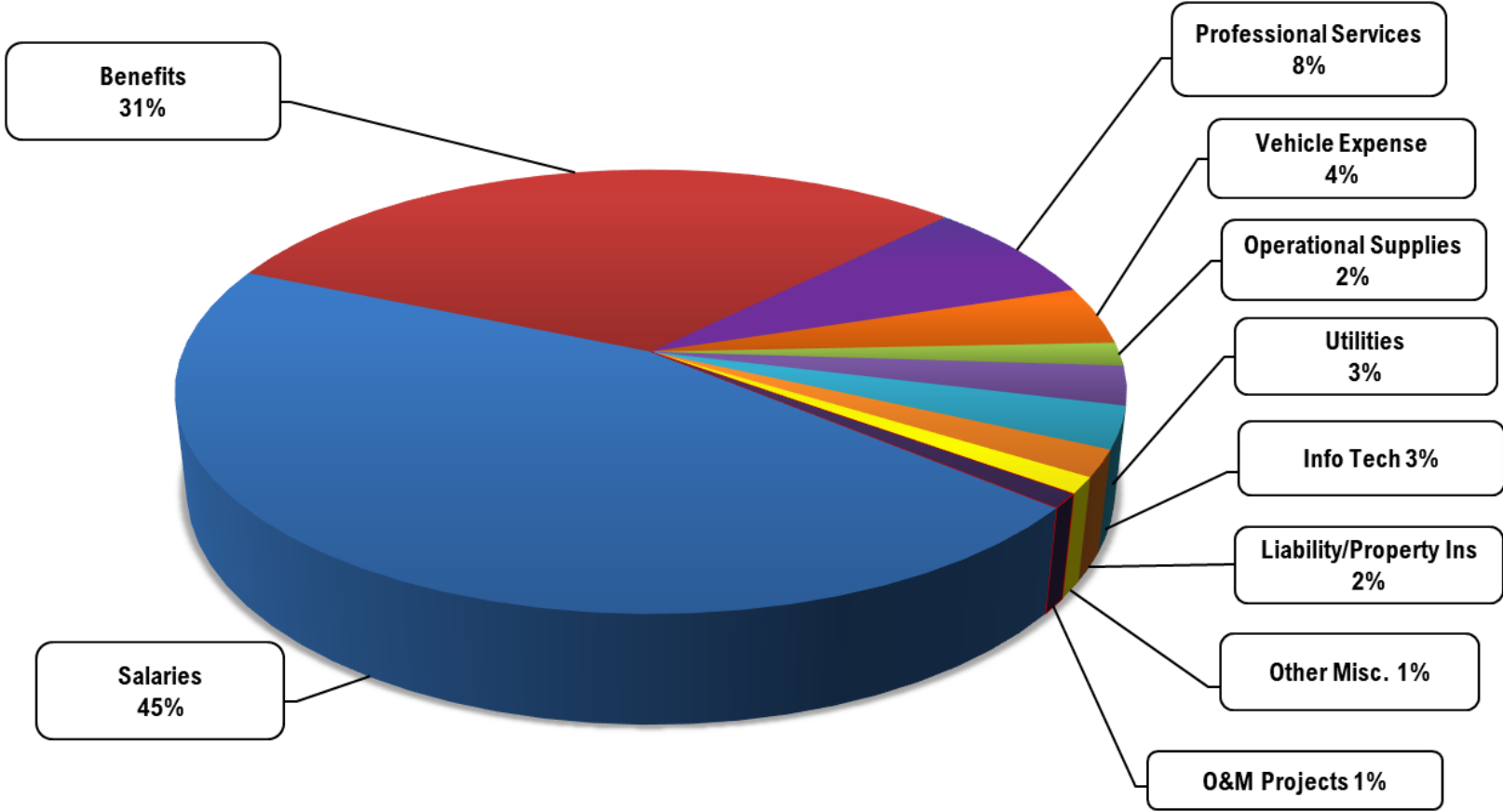
Category	2022-23 Adopted Budget	2023-24 Proposed Budget	\$ Change	% Change
Property Tax	\$34.7	\$36.3	\$1.6	4.6%
Sales Tax	74.7	75.9	1.2	1.6%
Utility Users Tax	10.7	11.6	0.9	8.4%
Vehicle License Fees	16.5	17.5	1.0	6.1%
Other Taxes	27.9	27.8	(0.1)	(0.4%)
Permits, Fines & Charges	11.8	13.3	1.5	12.7%
Interfund Charges	10.0	11.0	1.0	10.0%
Recreation Revenues	2.8	3.0	0.2	7.1%
Intergov't, Interest & Other	8.4	5.5	(2.9)	(34.5%)
Total	\$197.5	\$201.9	\$4.4	2.2%

Category	2022-23 Adopted Budget	2023-24 Proposed Budget	\$ Change	% Change
Special Revenue Funds	\$2.1	\$2.1	\$--	0%
Special Assessment Funds	0.1	0.1	--	0%
Parking Fund	0.1	0.1	--	0%
Total	\$2.3	\$2.3	\$--	0%

General Fund Transfers In Detail

(in millions)

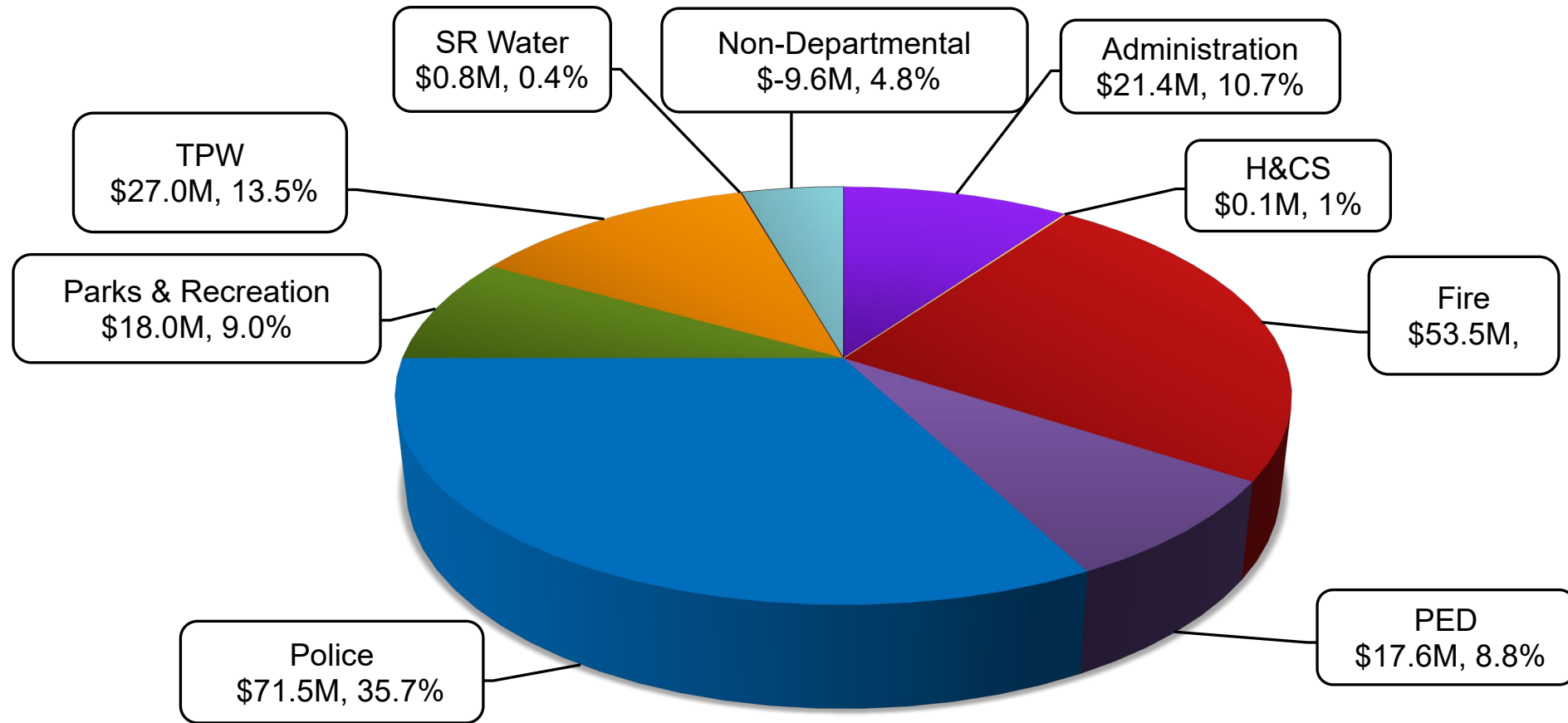
General Fund Expenditures by Category



FY 2023-24 General Fund Expenditures by Category (in millions)

Category	2022-23 Adopted Budget	2023-24 Proposed Budget	\$ Change	% Change
Salaries	\$88.4	\$90.7	\$2.3	2.6%
Benefits	59.0	62.3	3.3	5.6%
Professional Services	14.2	15.1	0.9	6.3%
Vehicle Expense	6.4	8.5	2.1	32.8%
Operational Supplies	3.4	3.4	-	-
Utilities	5.3	5.7	0.4	7.5%
Information Technology	5.8	6.1	0.3	5.2%
Liability/Property Insurance	3.3	3.9	0.6	18.2%
Other Miscellaneous	2.3	2.4	0.1	4.3%
Capital Outlay	0.1	-	(0.1)	(100%)
O&M Projects	2.1	2.2	0.1	4.8%
Total	\$190.3	\$200.3	\$10.0	5.3%

General Fund Expenditures by Department



FY 2023-24 General Fund Expenditures by Department (in millions)

Department	2022-23 Adopted Budget	2023-24 Proposed Budget	\$ Change	% Change
Administration	\$20.0	\$21.4	\$1.4	7.0%
Housing & Community Services	0.2	0.1	(0.1)	(34.5%)
Fire	49.8	53.5	3.7	7.4%
Planning & Economic Develop.	17.3	17.6	0.3	1.7%
Police	68.5	71.5	3.0	4.4%
Parks & Recreation	10.1	18.0	7.9	78.2%
Transportation & Public Works	32.6	27.0	(5.6)	(17.1%)
SR Water (Storm Water GF only)	0.7	0.8	0.1	14.3%
Non-Departmental	-8.9	-9.6	(0.7)	7.9%
Total	\$190.3M	\$200.3	\$10.0	5.3%

Category	2022-23 Adopted Budget	2023-24 Proposed Budget	\$ Change	% Change
Bennett Valley Golf Course	\$-	\$0.2	\$0.2	n/a
CIP	5.3	2.0	(3.3)	-62.3%
Parking Fund	1.2	1.3	0.1	9.7%
RPTT - Housing	2.3	2.1	(0.2)	5.6%
Miscellaneous	0.8	0.8	-	-
Total	\$9.53	\$6.4	(\$3.1)	-32.8%

General Fund Transfers Out Detail

(in millions)

General Fund Baseline

Public Safety Special Tax

	Police: 34.3%	Fire: 23.7%	Violence Prevention: 0.4%
General Fund Department Budget	\$71,537,162	\$53,450,873	\$842,316
Baseline Calculation	\$68,738,335	\$47,505,040	\$836,991
Over (Under) Baseline	\$2,798,827	\$5,945,833	\$5,325

Real Property Transfer Tax



Council Policy requires **50%** of FY 23-24 RPTT to fund Homeless Services & Affordable Housing.



5% annual increase until reaching 100%.



ARPA funds support Homeless services in FY 23-24, allowing ALL RPTT to go to Affordable Housing.

Parks & Recreation Re-Organization

Regional Parks & Bennett Valley Golf Course
(from TPW)



Parks & Recreation
(formerly Recreation & Community Engagement)



Community Engagement
now included in CIRO

General Fund 5-Year Forecast

	FY 23-24 Budget	FY 24-25	FY 25-26	FY 26-27	FY 27-28
Revenues	\$201.9	\$206.4	\$211.3	\$216.8	\$222.4
Transfers In	2.3	2.4	2.4	2.5	2.5
Total Revenues & TI	\$204.2	\$208.8	\$213.7	\$219.3	\$224.9
Expenditures	200.3	206.6	212.2	218.8	226.4
Transfers Out	6.4	6.8	9.1	9.3	9.5
Total Expenditures & TO	\$206.8	\$213.4	\$221.4	\$228.1	\$235.9
Surplus (Deficit)	(\$2.5)	(\$4.6)	(\$7.6)	(\$8.8)	(\$11.0)

Staffing Summary

PROPOSED BUDGET FY 2023-24

A solid green horizontal bar at the bottom of the page.

Authorized FTE Staff Summary

Dept.	FY 22-23	FTE Change	FY 23-24
CAO	15.90	1.00	16.90
CMO	11.00	-	11.00
Comm's & Intergovt Rel	7.00	2.00	9.00
Finance	62.60	-	62.60
Fire	157.00	-	157.00
H&CS	27.00	-	27.00
HR	22.00	-	22.00

Authorized FTE Staff Summary

Dept.	FY 22-23	FTE Change	FY 23-24
IT	31.00	2.00	33.00
PED	74.00	-	74.00
Police	259.00	1.00	260.00
Rec & Comm Engage	44.00	30.00	74.00
TPW	292.00	(31.00)	261.00
Water	276.00	2.00	278.00
Total FTEs	1,278.50	7.00	1,285.50

FY 2023-24 General Fund Organizational & Position Change Detail

Dept.	Position Title	FTE
CMO	Senior Administrative Assistant	-1.00
CMO	Administrative Analyst	1.00
	Total Change CMO	--
CAO	Assistant City Attorney	1.00
	Total Change CAO	1.00
Finance	Accountant-Auditor	-1.00
Finance	Payroll Supervisor	1.00
	Total Change Finance	--
Fire	Limited Term Building Plans Examiner	-1.00
Fire	Limited Term Community Outreach Specialist	1.00
	Total Change Fire	--

FY 2023-24 General Fund Organizational & Position Change Detail

Dept.	Position Title	FTE
PED	Code Enforcement Officer	1.00
PED	Limited Term Senior Planner	-1.00
PED	Senior Administrative Assistant	-1.00
PED	Administrative Analyst	1.00
	Total Change PED	-
Parks & Rec	Director of Parks & Recreation	1.00
Parks & Rec	Senior Administrative Assistant	-2.00
Parks & Rec	Recreation Specialist	1.00
Parks & Rec	Assistant Parks Planner	1.00
Parks & Rec	Parks & Rec Re-Org (to CIRO)	-2.00
Parks & Rec	Parks & Rec Re-Org (from TPW)	31.00
	Total Change Parks & Rec	30.00

FY 2023-24 General Fund Organizational & Position Change Detail

Dept.	Position Title	FTE
TPW	Parks & Rec Re-Org (to Parks & Rec)	-31.00
	Total Change TPW	-31.00
Police	Police Technician	-1.00
Police	Police Field & Evidence Technician	1.00
	Total Change Police	--
Water	Quality Control Associate	1.00
	Total Change Water (General Fund)	1.00
CIRO	Parks & Rec Re-Org	2.00
	Total Change CIRO	2.00
	Total General Fund Position Changes	3.00

FY 2023-24 Non-General Fund Organizational & Position Change Detail

Dept.	Position Title	FTE
HR/Risk	Senior Administrative Assistant	-1.00
HR/Risk	Risk Management Analyst	-1.00
HR/Risk	Human Resources Technician	2.00
	Total Change HR/Risk	--
Finance	Parking Enforcement Officer	-0.50
Finance	Parking Operations Aide	0.50
Finance	Parking Program Coordinator	-1.00
Finance	Parking Supervisor	1.00
	Total Change Finance (Parking)	--
Water	Utility Systems Supervisor	1.00
Water	Wastewater Operations Supervisor	1.00

FY 2023-24 Non-General Fund Organizational & Position Change Detail

Dept.	Position Title	FTE
Water	Skilled Maintenance Worker	-1.00
	Total Change Water	1.00
IT	IT Supervisor	1.00
IT	Technology Application Specialist	1.00
IT	Senior Information Technology Tech	1.00
IT	IT Section Manager	-1.00
	Total Change IT	2.00
Police	Police Sergeant (Measure O)	1.00
	Total Change Police	1.00
	Total Non-General Fund Position Changes	4.00

Reclassifications

Parks & Recreation (General Fund):

- 1.0 Street Maintenance Superintendent to Parks Maintenance Superintendent

Santa Rosa Water (Enterprise Fund):

- 1.0 Water Quality Supervisor to Water Quality Manager

Information Technology (Internal Service Fund):

- 1.0 IT Section Manager to IT Deputy Director

Department & Enterprise Funds

PROPOSED BUDGET FY 2023-24



City Council

City Manager's Office

City Attorney's Office

Communications & Intergovernmental
Relations Office

Human Resources

Finance

Non-Departmental

Information Technology

Housing & Community Services

Department Review Schedule

May 9, 2023:
Administrative
Departments

Fire Department

Police Department

Planning & Economic Development

Parks & Recreation

Transportation & Public Works

Santa Rosa Water

Capital Improvement Program

Department Review Schedule

May 10, 2023

City Council

PROPOSED BUDGET FY 2023-24

A solid green horizontal bar at the bottom of the page.

City Council – by Program

Expenditures by Program	2022-2023 Budget	2023-24 Budget	\$ Change	% Change
Events	\$105,000	\$0	-\$105,000	-100.0%
Administration	\$862,814	\$934,174	\$71,360	8.3%
Elections	\$612,730	\$0	-\$612,730	N/A
Total	\$1,580,544	\$934,174	-\$646,370	-40.9%

General Fund Changes

- Council Member's salaries and benefits increased \$71K due to salary increases approved by Council on December 14, 2022.
- Professional services and print materials for Elections decreased -\$613K because no elections are scheduled in FY 2023/24.
- Community Promotions' budget of \$105K is moving to the Planning & Economic Development Department

City Manager's Office

PROPOSED BUDGET FY 2023-24

A solid green horizontal bar at the bottom of the page.

City Manager's Office – by Fund

Expenditures by Fund (All Funds)	2022-23 Budget	2023-24 Budget	\$ Change	% Change
General Fund	\$2,882,370	\$3,029,775	\$147,405	5.1%
Homeless Shelter Operations	\$3,995,105	\$0	-\$3,995,105	-100.0%
Total	\$6,877,475	\$3,029,775	-\$3,847,700	-55.9%

City Manager's Office – by Program

Expenditures by Program	2022-23 Budget	2023-24 Budget	\$ Change	% Change
City Clerk	\$81,256	\$81,256	\$0	0.0%
Homeless Services	\$3,645,105	\$0	-\$3,645,105	-100.0%
General Administration	\$2,801,114	\$2,948,519	\$147,405	5.3%
CIP and O&M Projects	\$350,000	\$0	-\$350,000	-100.0%
Total	\$6,877,475	\$3,029,775	-\$3,847,700	-55.9%

General Fund Changes

- Addition of 1.0 FTE Administrative Analyst, offset by the elimination of 1.0 FTE vacant Senior Administrative Assistant – Confidential
- Homeless Services moved to the Housing & Community Services department, with no impact to the General Fund.

City Manager's Office: Accomplishments

- Engaged with more than 100 stakeholders
- Launched Clean Santa Rosa
- Adopted Project Labor Agreement
- Employee Appreciation Awards
- Developed Round Table

City Manager's Office: Challenges

- Recruitment and Retention
- Long Term Budget Stability
- Continued focus on Quality of Life Issues - Make Santa Rosans' love Santa Rosa
 - Engagement
 - Efficiency
 - Excellence

City Attorney's Office

PROPOSED BUDGET FY 2023-24

A solid green horizontal bar at the bottom of the page.

City Attorney's Office – by Fund

Expenditures by Fund	2022-23 Budget	2023-24 Budget	\$ Change	% Change
General Fund	\$3,888,597	\$4,300,346	\$411,749	10.6%
Total	\$3,888,597	\$4,300,346	\$411,749	10.6%

General Fund Changes

- Addition of 1.0 FTE Assistant City Attorney totaling \$231K in salaries and benefits.

City Attorney's Office: Accomplishments 1 of 2

- Led Charter Review process, including working with Council, Charter Review Committee and the City Clerk toward successful ballot measures.
- Resolution of multiple matters of significant litigation at little or no cost to City.
- Support and engagement in redistricting and 2022 Council elections.

City Attorney's Office: Accomplishments 2 of 2

- Support and engagement in key departmental initiatives including extension of Measure H, gas station ban, short term rental ordinance, housing element, homeless support, sideshow ordinance, drought response.
- Neighborhood safety, including drug house abatements, receiverships, code enforcement, drafting and implementation of Animal Control ordinance amendments to facilitate removal of vicious animals.

City Attorney's Office: Challenges 1 of 2

- **Transitions:** The Office will be facing significant transitions this year with the recent retirement of the Chief Assistant City Attorney and the upcoming retirement of the City Attorney. Due to the timing of the recruitments, the Office will likely be in a period of transition well into the first half of the fiscal year.
- **Substantial litigation:** The City is currently involved in several complex matters of litigation, which will continue to require substantial commitment of time and resources, including civil rights claims, personal injury matters, public works construction disputes, and others.

City Attorney's Office: Challenges 2 of 2

- **Opportunity for realignment:** Legal needs for departmental programs and initiatives continues to far outstrip Office resources. If Council approves proposed additional Assistant City Attorney position, there will be an opportunity for recruitment and internal reorganization to best serve City needs, with accompanying training and on-boarding period.

Communications & Intergovernmental Relations Office

PROPOSED BUDGET FY 2023-24



Communications & Intergovernmental Relations Office – by Fund

Expenditures by Fund	2022-23 Budget	2023-24 Budget	\$ Change	% Change
General Fund	\$1,444,055	\$1,924,622	\$480,567	33.3%
Total	\$1,444,055	\$1,924,622	\$480,567	33.3%

General Fund Changes

- Parks and Recreation reorganization moved Community Engagement into CIRO, resulting in:
 - \$337K salaries and benefits increase from 1.0 FTE Deputy Director Community Engagement & 1.0 FTE Community Engagement Coordinator
 - \$44K increase in services & supplies

Communications & Intergovernmental Relations Office: Accomplishments

- Reauthorization of City's Public Safety Special Tax.
- Secured more than \$53M in federal and state funds.
- Adopted the 2023 State and Federal Legislative Platform.
- Successfully launched the CivicReady public safety notification platform.
- Established a strategic Citywide Grants Teams to increase effectiveness.

Communications & Intergovernmental Relations Office : Challenges

- Redesigning the City's website to improve the public's ability to quickly find and engage with City staff 24/7/365.
- Reimagining community engagement as CIRO reorganizes and merges with the Office of Community Engagement.
- Recruitment and retention for open department positions based on the "Great Resignation", which impacts industries nationwide.

Human Resources

PROPOSED BUDGET FY 2023-24

A solid green horizontal bar at the bottom of the page.

Human Resources – by Fund

Expenditures by Fund (All Funds)	2022-23 Budget	2023-24 Budget	\$ Change	% Change
General Fund	\$3,062,482	\$4,072,732	\$1,010,250	33.0%
Risk Management Fund	\$36,979,823	\$40,718,032	\$3,738,209	10.1%
Total	\$40,042,305	\$44,790,764	\$4,748,459	11.9%

General Fund Changes

- Professional services increased by \$570K :
 - \$70K for two separate ongoing contracts for legal needs
 - \$500K in one-time funds for Labor Negotiations for all bargaining units.
- \$59K increase in meetings to manage the Awards Ceremony, Employee Service Awards, and Employee Appreciation Lunch.

Risk Management Programs

Risk Management Fund	2022-23 Budget	2023-24 Budget	\$ Change	% Change
Administrative Staff and Supplies	\$1,951,559	\$2,135,819	\$184,260	9.4%
City Health	\$13,477,538	\$15,466,458	\$1,988,920	14.8%
PERS Health	\$7,039,990	\$7,444,623	\$404,633	5.7%
Workers Compensation	\$5,173,170	\$5,654,970	\$481,800	9.3%
Dental/Vision	\$2,102,895	\$2,061,395	(\$41,500)	-2.0%
Other Employee Benefits	\$795,477	\$867,092	\$71,615	9.0%
Liability Insurance	\$4,924,519	\$5,565,000	\$640,481	13.0%
Earthquake Insurance	\$562,087	\$562,087	\$0	0.0%
Property/Fire Insurance	\$952,588	\$960,588	\$8,000	0.8%
Total	\$36,979,823	\$40,718,032	\$3,738,209	10.1%

Human Resources: Accomplishments 1 of 3

- 158 New Hires and 77 Temps since July 1, 2022
- 105 recruitments since July 1, 2022
- Managing Workers Compensation claims by working closely with departments to address specific areas of concern and lower claims and associated costs.
- Completed a City-wide Supervisor training to ensure safety program goals and worker's compensation system administration. This training is held regularly and at request of the department.
- Started an annual review cycle of claims with departments to mitigate future similar claims.

Human Resources: Accomplishments 2 of 3

- Successfully hired two Risk Analysts to lead the Safety and Worker's Compensation efforts of the City. These positions are difficult to find qualified candidates.
- Completed a comprehensive review of our mandated DOT Commercial Driver program and enhanced our policies to ensure compliance.
- Completed comprehensive grant funded traffic control training for Water, Parks, and TPW.
- Utilized enhanced and creative recruitment techniques such as bus wraps and targeted ads/brochures to local schools and business

Human Resources: Accomplishments 3 of 3

- Implemented new benefits enrollment system and hosted open enrollment online; 90% of active employees enrolled using the system.
- Transitioned to new Stipend Benefit Administrator
- Largest turn out at Benefits and Health Fair, estimating 750 employees
- Training Needs Assessment completed organization-wide
- Three-year Training Plan developed
- HR Training and Organizational Development Site re-designed
- New Employee Welcome re-designed and streamlined
- Monthly Learning Aids

Human Resources: Challenges

- Attracting qualified candidates
- Staffing shortages impacting the ability to restore essential services
- Significant requests for coaching and training assistance throughout the organization
- Insurance challenges due to the state of the overall insurance market.

Finance Department

PROPOSED BUDGET FY 2023-24

A solid green horizontal bar at the bottom of the page.

Finance – by Fund

Expenditures by Fund	2022-23 Budget	2023-24 Budget	\$ Change	% Change
General Fund	\$7,193,577	\$7,186,371	-\$7,206	-0.1%
Parking District Fund	\$6,850,090	\$5,578,028	-\$1,272,062	-18.6%
Pooled Investment Fund	\$330,000	\$330,000	\$0	0.0%
SA RDA Oblig Retirement Fund	\$3,023,661	\$3,022,314	-\$1,347	0.0%
Total	\$17,397,328	\$16,116,713	-\$1,280,615	-7.4%

Finance – by Program

Expenditures by Program	2022-23 Budget	2023-24 Budget	\$ Change	% Change
General Administration	\$1,894,003	\$1,815,206	-\$78,797	-4.2%
Successor Agency	\$3,023,661	\$3,022,314	-\$1,347	0.0%
Parking Services O&M	\$4,456,228	\$4,285,894	-\$170,334	-3.8%
Financial Services	\$2,993,046	\$2,907,023	-\$86,023	-2.9%
Parking Enforcement	\$1,177,507	\$1,292,134	\$114,627	9.7%
Purchasing	\$1,267,451	\$1,314,720	\$47,269	3.7%
Revenue	\$692,495	\$646,652	-\$45,843	-6.6%
Payroll and Benefits	\$676,582	\$832,770	\$156,188	23.1%
CIP and O&M Projects	\$1,216,355	\$0	-\$1,216,355	-100.0%
Total	\$17,397,328	\$16,116,713	-\$1,280,615	-7.4%

General Fund Changes

- Overall Finance reduced their budget by \$7K
- Eliminated an Accountant position in order to add a Payroll Supervisor position to assist with the growing needs of Payroll

Finance: Accomplishments

- Compliance:
 - Clean audit with no findings for 2022 financial statements
 - Quarterly submission of ARPA Program Expenditure reports with US Treasury
- Developed strategy to mitigate pension cost increases utilizing the City's Section 115 Pension Stabilization funds
- Implemented electronic W2 process in payroll
- Filled 16 open positions including 8 internal promotions

Finance: Challenges

- FEMA and CalOES Recovery
- Grant management continuity of staff resources
- Need for automation and upskilling for process improvement

Parking Enterprise Fund Summary

	FY 2023-24 Proposed Budget
Revenue	\$3,923,655
Transfers In	1,306,330
Total	\$5,229,985
O&M Expenditures	5,578,028
CIP Expenditures	-
Transfers Out	121,338
Total	\$5,699,366
Use of Reserves	(\$469,381)

Parking Enterprise Fund Highlights

- Working with the Downtown to provide clear and consistent parking rates
 - Free parking from Small Business Saturday to New Years Day
 - First hour free in all parking garages
- Deferring non-critical projects to save money and build reserves
- Reorganized supervisor structure by eliminating 1.0 FTE Parking Coordinator and adding 1.0 FTE Parking Supervisor to maximize efficiency and reduce costs.
- Eliminated 0.5 FTE vacant Parking Enforcement Officer and increased a 0.5 FTE Parking Operations Aide to be full-time at 1.0 FTE.

Non - Departmental

PROPOSED BUDGET FY 2023-24

A solid green horizontal bar at the bottom of the page.

Non Departmental – by Fund

Expenditures by Fund	2022-23 Budget	2023-24 Budget	\$ Change	% Change
General Fund	-\$8,942,425	-\$9,590,573	-\$648,148	7.2%
2013 Pension Obligation (Refund)	\$3,735,081	\$3,735,590	\$509	0.01%
Fire Station Capital Lease	\$367,727	\$367,727	\$0	0.0%
Courthouse Square Capital Lease	\$732,475	\$729,150	-\$3,325	-0.5%
Total	-\$4,107,142	-\$4,758,106	-\$650,964	15.8%

Non Departmental – by Program

Expenditures by Program	2022-23 Budget	2023-24 Budget	\$ Change	% Change
Citywide GF Insurance	\$3,253,041	\$3,879,153	\$626,112	19.2%
Contract Services	\$460,000	\$385,000	-\$75,000	-16.3%
SonomaCo Transportation Authority	\$110,000	\$120,000	\$10,000	9.1%
Debt Service	\$4,835,283	\$4,832,467	-\$2,816	-0.1%
General Fund Admin Cost Plan	-\$14,312,466	-\$15,379,726	-\$1,067,260	7.5%
Animal Shelter	\$2,207,000	\$2,500,000	\$293,000	13.3%
County Admin Fee	\$315,000	\$380,000	\$65,000	20.6%
Non-Program	-\$975,000	-\$1,475,000	-\$500,000	51.3%
Total	-\$4,107,142	-\$4,758,106	-\$650,964	15.8%

General Fund Changes

- \$626K increase in Citywide rates for the General Fund's portion of Liability, Fire and Earthquake insurance.
- \$1.1M decrease in General Fund Administration, which distributes administrative costs within the General Fund to non-administrative departments.
- \$500K decrease in Non-Program Salaries, due to increasing the credit for Unspent Appropriations.

Information Technology

PROPOSED BUDGET FY 2023-24

A solid green horizontal bar at the bottom of the page.

Information Technology – by Fund

Expenditures by Fund	2022-23 Budget	2023-24 Budget	\$ Change	% Change
Information Technology	\$9,188,815	\$9,967,624	\$778,809	8.5%
Technology Replacement	\$725,025	\$755,137	\$30,112	4.2%
Total	\$9,913,840	\$10,722,761	\$808,921	8.2%

Information Technology – by Program

Expenditures by Program (All Funds)	2022-23 Budget	2023-24 Budget	\$ Change	% Change
I.T. Administration	\$970,938	\$1,073,033	\$102,095	10.5%
I.T. Media Services	\$252,488	\$261,212	\$8,724	3.5%
I.T. GIS Services	\$758,113	\$785,964	\$27,851	3.7%
I.T. Development	\$3,826,588	\$4,246,478	\$419,890	11.0%
I.T. Customer Support	\$2,750,688	\$2,970,937	\$220,249	8.0%
I.T. PC Replacement Program	\$205,375	\$212,308	\$6,933	3.4%
CIP and O&M Projects	\$1,149,650	\$1,172,829	\$23,179	2.0%
Total	\$9,913,840	\$10,722,761	\$808,921	8.2%

Budget Highlights

- \$456K increase in Salaries & Benefits mainly due to step increases, COLAs and Benefit increases.
- IT Department Reorganization: Eliminated 1.0 FTE vacant IT Section Manager and added 1.0 FTE Senior IT Tech and 1.0 FTE IT Supervisor, which is conditional on an internal promote.
- Added 1.0 FTE Technology Application Specialist; charged 100% to PED.
- \$226K increase in vendor software licenses, subscriptions, and support; the majority is due to Cityworks moving to the IT Cost Allocation Plan from other department's Budgets in FY 23-24.

Information Technology: Accomplishments

- Completed Development of 4-year IT Strategic Plan
- Deployed Enhanced Online Services for Internal Staff and the Community
- Addressed Nearly 11,000 Internal IT Service Requests
- Hardened Cybersecurity Measures and Completed Cybersecurity Assessment
- Upgraded City Council Chambers Public Meetings and Broadcast Features
- Enhanced In-house Built Service Request System for EOC Use

Information Technology: Challenges

- **Cybersecurity** – continue addressing cybersecurity roadmap initiatives while refining processes and technologies to eliminate vulnerabilities, reduce risks and mitigate cybersecurity threats.
- **Balancing Support and Maintenance with New IT Projects** – 32 new IT projects started this past year with the same IT staff who support and maintain existing systems and IT infrastructure (11K service requests; 2K increase from prior year).
- **Emerging Technologies and Regulations** – as technologies and regulations that impact or require technology continue to advance, the IT department must remain current on the latest technology while continuing to support existing technology.

Housing & Community Services

PROPOSED BUDGET FY 2023-24

A solid green horizontal bar at the bottom of the page.

Housing & Community Services – by Fund

Expenditures by Fund (All Funds)	2022-23 Budget	2023-24 Budget	\$ Change	% Change
General Fund	\$161,000	\$101,000	-\$60,000	-37.3%
Mobile home Rent Stabilization	\$143,569	\$263,982	\$120,413	83.9%
Homeless Service Operations	\$0	\$301,800	\$301,800	n/a
ARPA Federal Stimulus	\$0	\$4,148,383	\$4,148,383	n/a
Admin Housing & Community Services	\$1,574,741	\$1,570,901	-\$3,840	-0.2%
Rental Assistance Programs	\$38,967,504	\$41,395,358	\$2,427,854	6.2%
Housing Trust	\$14,072,027	\$32,649,481	\$18,577,454	132.0%
Total	\$54,918,841	\$80,430,905	\$25,512,064	46.5%

Housing & Community Services – by Program

Expenditures by Program	2022-23 Budget	2023-24 Budget	\$ Change	% Change
Mobile Home Rent Control Ord.	\$143,569	\$263,982	\$120,413	83.9%
Housing Trust	\$12,755,961	\$10,602,866	-\$2,153,095	-16.9%
Admin Housing & Community Services	\$1,574,741	\$1,570,901	-\$3,840	-0.2%
Code Enf/Community Services Programs	\$111,000	\$51,000	-\$60,000	-54.1%
Rental Assistance Programs	\$38,967,504	\$41,394,433	\$2,426,929	6.2%
ARPA Federal Stimulus	\$0	\$4,148,383	\$4,148,383	n/a
Homeless Shelter Operations	\$0	\$301,800	\$301,800	n/a
CIP and O&M Projects	\$1,366,066	\$22,097,540	\$20,731,474	1517.6%
Total	\$54,918,841	\$80,430,905	\$25,512,064	46.5%

General Fund Changes

- Secure Family Fund Grant - \$50K
- Legal Aid Grant - \$111K
 - Utilizing remaining \$60K CDBG-CV for Legal Aid contract in FY 2023/24
 - One-year reduction to General Fund

Budget Highlights 1 of 2

- Mobilehome Fund \$264K
 - Increased staff time to program
 - Anticipating additional fair rate of return hearings due to ordinance changes
- Homeless Services Operations \$301K
 - Funding contributions from Community Foundation and Community sources
- ARPA- \$4.1M
 - Homeless Services Programs \$3.2M
 - Administration \$915K

Budget Highlights 2 of 2

- Housing Administration - \$1.5M
 - Slight reduction to Citywide overhead
- Rental Assistance Programs \$41.4M
 - Increased per-unit assistance in all programs
- Housing Trust \$32.6M
 - IIG Round 8 Grant \$20M (O&M Project)
 - Loan activity reduction of \$2.1M- 22/23 was an abnormally high year
 - Staff time reallocated to Mobilehome

Housing & Community Services: Accomplishments 1 of 2

- Implemented City Encampment Team - a proactive approach to encampments
- Adopted Homeless Solutions Strategic Plan
- Completed the first year of the Safe Parking Program, assisting 131 people
- Successfully transitioned from paper to electronic waiting list - 7,296 applicants

Housing & Community Services: Accomplishments 2 of 2

- Leased 80 EHV clients; 21 have vouchers and searching for housing
- Linda Tunis Sr. Apts. - first 2017 CDBG-DR Multifamily Housing Program project completed in California
- 4 of 5 CDBG-DR projects are complete or under construction
- Bennett Valley Apartments starting construction- former Senior Center site

Housing & Community Services: Challenges

- Work with Housing Choice Voucher holders to identify units and improve voucher leasing rates
- Continuing to advance affordable housing projects with the expiration of one-time funds for development
- Sustaining funding for homeless services initiatives and continuing to develop proactive approaches to assist the unhoused population

Questions?



FY 2023-24 Budget Study Session Day 2

MAY 10, 2023

Fire Department

Police Department

Planning & Economic Development

Recreation & Parks

Transportation & Public Works

Santa Rosa Water

Capital Improvement Program

Department Review Schedule

May 10, 2023

Fire Department

PROPOSED BUDGET FY 2023-24

A solid green horizontal bar at the bottom of the page.

Fire Department – by Fund

Expenditures by Fund	2022-23 Budget	2023-24 Budget	\$ Change	% Change
General Fund	\$49,764,957	\$53,450,873	\$3,685,916	7.4%
Public Safety Special Tax- Fire	\$3,825,997	\$3,984,950	\$158,953	4.2%
Capital Improvement Fund	\$503,247	\$1,171,641	\$668,394	132.8%
Total	\$54,094,201	\$58,607,464	\$4,513,263	8.3%

Fire Department – by Program

Expenditures by Program	2022-23 Budget	2023-24 Budget	\$ Change	% Change
Fire Operations	\$39,850,578	\$43,365,406	\$3,514,828	8.8%
Public Safety Special Tax- Fire	\$3,825,997	\$3,984,950	\$158,953	4.2%
General Administration	\$6,156,406	\$1,659,551	-\$4,496,855	-73.0%
Fire Prevention	\$3,270,063	\$6,379,390	\$3,109,327	95.1%
CIP and O&M Projects	\$991,157	\$3,218,167	\$2,227,010	224.7%
Total	\$54,094,201	\$58,607,464	\$4,513,263	8.3%

General Fund Changes

- Salaries and benefits increased by \$1.5M
- REDCOM dispatch contract increased \$250K
- \$1.5M increase in vehicle replacement for the first year of the Fire Apparatus replacement program

Fire Department: Accomplishments

- Purchased Fire Engines with funding from the Equipment Replacement Program
- Obtained enhanced communications equipment
- Identified funding source for Fire Station 8 construction
- Funded and filled operational vacancies to achieve constant staffing
- Developed a new 5 Year Strategic Plan
- Eliminated plan review backlog and improved turnaround times.

Fire Department: Challenges

- Recruiting technical job classifications
- Controlling non-contract overtime costs
- Behavioral and physical health and wellness of employees
- Privacy retrofits or remodels of fire stations
- Supply chain delays in purchasing equipment and apparatus

Police Department

PROPOSED BUDGET FY 2023-24

A solid green horizontal bar at the bottom of the page.

Police Department – by Fund

Expenditures by Fund (All Funds)	2022-23 Budget	2023-24 Budget	\$ Change	% Change
General Fund	\$68,540,250	\$71,537,162	\$2,996,912	4.4%
Public Safety Special Tax – Police	\$4,209,676	\$7,330,550	\$3,120,874	74.1%
Federal Narcotics Asset Forfeiture	\$40,000	\$50,000	\$10,000	25.0%
Supplemental Law Enforcement	\$520,000	\$515,000	-\$5,000	-1.0%
State Narcotics Asset Forfeiture	\$150,000	\$150,000	\$0	0.0%
Total	\$73,459,926	\$79,582,712	\$6,122,786	8.3%

Police Department – by Program

Expenditures by Program	2022-23 Budget	2023-24 Budget	\$ Change	% Change
General Administration	\$9,591,804	\$10,613,090	\$1,021,286	10.6%
Technical Services	\$9,436,470	\$9,674,111	\$237,641	2.5%
Support Bureau	\$979,386	\$1,006,260	\$26,874	2.7%
Public Safety Special Tax – Police	\$4,209,676	\$7,330,550	\$3,120,874	74.1%
Field Services	\$37,918,722	\$39,524,598	\$1,605,876	4.2%
Investigative Services	\$10,969,445	\$11,016,603	\$47,158	0.4%
CIP and O&M Projects	\$354,423	\$417,500	\$63,077	17.8%
Total	\$73,459,926	\$79,582,712	\$6,122,786	8.3%

General Fund Changes

- \$2M increase in Salaries & Benefits; mostly due to COLAs, Benefit increases including a \$445K increase in Healthcare & \$300K increase in Overtime.
- \$238K increase in equipment repair & garage services.
- \$75K increase due to Sonoma County Public Safety Consortium increase.
- \$50K increase due to Large Vehicle Towing.
- Eliminated 1.0 FTE vacant Police Technician and added 1.0 FTE Field & Evidence Technician.

Police Department: Accomplishments 1 of 2

- Implemented new Sideshow Ordinance
- Recruited and hired 35 new employees
 - Implemented lateral police officer and communications dispatcher hiring incentive
- Staff attended 22,905 hours of training and 253 different courses
 - All sworn staff attended the newly developed implicit bias training
- Expanded onsite employee wellness coordinator to a full-time basis
- Implemented Restorative Justice Program for Youth

Police Department: Accomplishments 2 of 2

- Launched data led proactive policing initiative
- Introduced new K9 Ghost as the first K9 trained for firearm detection
- Increased community engagement and outreach
 - Gun buy-back program taking 423 guns out of the community
- Renewed focus on removing dangerous RV's that are negatively impacting our neighborhoods

Police Department: Challenges 1 of 2

- Recruitment and retention of qualified staff
- Increase in violent crimes
 - 12 homicides in 2022; 7 related to gun violence
 - 236 firearms and 74 ghost guns seized
 - 62% increase in sideshow activity from 2021;
 - Cause significant roadway damage and are a catalyst for shootings and injuries associated with vehicle collisions

Police Department: Challenges 2 of 2

- Increase in fatal collisions
 - 8 fatal collisions in 2022
- Longer response times for priority one calls
- Employee mental health and wellness

Planning & Economic Development

PROPOSED BUDGET FY 2023-24

A solid green horizontal bar at the bottom of the page.

Planning & Economic Development – by Fund

Expenditures by Fund	2022-23 Budget	2023-24 Budget	\$ Change	% Change
General Fund	\$17,333,340	\$17,604,609	\$271,269	1.6%
Art In-lieu Fund	\$243,625	\$235,800	-\$7,825	-3.2%
Santa Rosa Tourism BIA Fund	\$500,000	\$500,000	\$0	0.0%
EPA Brownfields Grant	\$0	\$865,285	\$865,285	n/a
Admin Hearing Fund	\$103,000	\$103,000	\$0	0.0%
Total	\$18,179,965	\$19,308,694	\$1,128,729	6.2%

Planning & Economic Development – by Program

Expenditures by Program (All Funds)	2022-23 Budget	2023-24 Budget	\$ Change	% Change
General Administration	\$4,081,178	\$5,317,785	\$1,236,607	30.3%
Permit Services	\$1,274,668	\$1,219,277	-\$55,391	-4.3%
Building Plan Review	\$1,887,258	\$1,709,658	-\$177,600	-9.4%
Building Inspection	\$1,008,728	\$1,017,448	\$8,720	0.9%
Planning Development Review	\$2,162,756	\$1,591,115	-\$571,641	-26.4%
Advance Planning	\$761,531	\$562,357	-\$199,174	-26.2%
Engineering	\$3,524,444	\$3,548,337	\$23,893	0.7%
Economic Development	\$738,523	\$902,996	\$164,473	22.3%
Code Enforcement	\$1,349,783	\$1,333,792	-\$15,991	-1.2%
Neighborhood Revitalization Program	\$303,910	\$188,630	-\$115,280	-37.9%
CIP and O&M Projects	\$1,087,186	\$1,917,299	\$830,113	76.4%
Total	\$18,179,965	\$19,308,694	\$1,128,729	6.2%

General Fund Changes 1 of 2

- 1.0 Code Enforcement Officer added +\$150K
- 1.0 FTE Senior Administrative Assistant reclassified to 1.0 FTE Administrative Analyst
 - Corresponding reduction to professional services (\$76K)
- 1.0 Technology Application Specialist added +\$122K
- Elimination of 1.0 FTE Limited Term Senior Planner

General Fund Changes 2 of 2

- SR Metro Chamber contract +\$100K one-time
- Community Promotions moved from CMO to PED + \$105K
- Reorganization of Administrative staff under General Administration program

Planning & Economic Development: Accomplishments 1 of 2

- Significant progress towards housing production:
 - Completed 461 housing units in 2022; including 83 affordable units
 - Issued building permits for 1,419 housing units in 2022; including 377 affordable units
 - Granted land use approvals for 1,248 housing units, including 57 affordable units
 - Supporting inspections for 1800 units under construction
 - Supporting 2300 units in plan review or pending permit issuance
- Launched srcity.org/Dashboards
 - Real time development dashboards and reports
 - New quarterly reports for Pending Development and Economic Development

Planning & Economic Development: Accomplishments 2 of 2

- Entered final year of General Plan Update process
 - Completed the Preferred Alternative process
 - Adopted the City's Housing Element & Applied for Pro-Housing Designation
 - Started the Environmental Impact Report process
 - Started the Draft Plan and policy development process
- Adopted Gas Station Ban Ordinance; largest City in the US to do so
- Attracted downtown investment through UPdowntown incentives and efforts
- Launched upstream economic investments
 - Guaranteed Basic Income program
 - College Savings Accounts program
 - Small Business Facade Improvement Program
 - Childcare Support Facility Fund program

Planning & Economic Development: Challenges 1 of 2

- Balancing Council Goals work plan expectations while achieving excellence in Core Services performance:
 - PED leads 21 of the 58 work plan items
 - Completion of the General Plan Update – Draft Plan and EIR
 - Completion of a Climate Action Plan
 - Completion of Short Term Rentals Ordinance Amendments
 - Support for Roseland Business District formation
 - Maintaining momentum with housing production and downtown investment
 - Meeting customer service demands in permits, records and enforcement
 - Balance cost of service with permit fees - Fee Schedule Update
 - Strategic modernization of Development Services – Strategic Plan

Planning & Economic Development: Challenges 2 of 2

- Emerging/new initiatives
 - South Santa Rosa Specific Plan 2023-2028
 - Comprehensive Design & Construction Standards Update
 - Resilient City Development Measures Ordinance – Sunsets at end of year
 - Supplemental Density Bonus – Sunsets at end of year
 - Vacant Properties and Nuisance Ordinances
 - Downtown wayfinding – focused sign code update
 - *South Santa Rosa Specific Plan (w/ or w/o annexation)*
 - *Graffiti Abatement Program*
 - *Support for expedited processing of major housing proposals*
 - *Chanate, Elnoka, Todd Creek, Lance Dr*
 - *Impact Fee Study – compliance with AB602*
 - *Consideration of a Roseland Overlay District to preserve character*

Parks & Recreation

PROPOSED BUDGET FY 2023-24

A solid green horizontal bar at the bottom of the page.

Parks & Recreation – by Fund

Expenditures by Program (All Funds)	2022-23 Budget	2023-24 Budget	\$ Change	% Change
General Administration	\$2,744,462	\$3,050,806	\$306,344	11.2%
Fee-Based Recreation	\$1,337,570	\$1,492,856	\$155,286	11.6%
Parks and Landscape Maintenance	\$0	\$7,529,828	\$7,529,828	0.0%
Aquatics	\$1,954,224	\$2,042,511	\$88,287	4.5%
Neighborhood Services	\$3,218,118	\$3,483,376	\$265,258	8.2%
Community Centers	\$2,235,737	\$1,939,476	-\$296,261	-13.3%
Regional Parks	\$303,545	\$312,039	\$8,494	2.8%
Regional Parks & Permits	\$867,696	\$945,987	\$78,291	9.0%
Bennett Valley Golf Course	\$583,920	\$669,988	\$86,068	14.7%
CIP and O&M Projects	\$7,243,700	\$11,628,239	\$4,384,539	60.5%
Total	\$20,488,972	\$33,095,106	\$12,606,134	61.5%

Parks & Recreation – by Program

Expenditures by Program (All Funds)	2022-23 Budget	2023-24 Budget	\$ Change	% Change
General Administration	\$2,744,462	\$2,931,341	\$186,879	6.8%
Fee-Based Recreation	\$1,337,570	\$1,492,856	\$155,286	11.6%
Parks and Landscape Maintenance	\$0	\$7,529,828	\$7,529,828	n/a
Aquatics	\$1,954,224	\$2,042,511	\$88,287	4.5%
Neighborhood Services	\$3,218,118	\$3,487,485	\$269,367	8.4%
Community Centers	\$2,235,737	\$1,939,476	-\$296,261	-13.3%
Regional Parks	\$0	\$312,039	\$312,039	n/a
Regional Parks & Permits	\$867,696	\$1,045,987	\$178,291	20.5%
Bennett Valley Golf Course	\$0	\$669,988	\$669,988	n/a
CIP and O&M Projects	\$315,000	\$11,628,239	\$11,313,239	3591.5%
Total	\$12,672,807	\$33,079,750	\$20,406,943	161.0%

General Fund Changes

- Moved Parks Planning (5.0 FTE) and Parks Maintenance (26.0 FTE) divisions to the newly formed Parks & Recreation Department, totaling \$9.6M O&M and \$5.4M in capital projects from Transportation & Public Works.
- Addition of 1.0 FTE Director of Parks & Recreation (\$240K); offset partially by elimination 1.0 FTE vacant Senior Administrative Assistant position (-\$120K)
- Addition 1.0 FTE Assistant Parks Planner (\$99K) – funded by Measure M
- Moved Community Engagement Program and 2.0 FTEs to CIRO

Parks & Recreation: Accomplishments – Recreation 1 of 2

- Welcomed over half-million recreation participants to community centers, parks, pools and sports fields.
- On track to exceed 85% pre-Covid revenue recovery goal.
- Created Recreation Permit desk (sports field permits, park permits and picnic reservations) at Steele Lane Community Center and Facility Rental desk (Finley, Steele Lane, historical sites and clubhouses) at Finley Community Center to streamline customer service.

Parks & Recreation: Accomplishments – Recreation 2 of 2

- Resumed City Sluggers and City Booters and brought on National Academy of Athletics to provide a variety of youth sports serving a total of 850 youth.
- Completed agreements with local School Districts for Neighborhood Services summer camp (Recreation Sensation) allowing us to serve 400 youth.
- Increased Neighborhood Services youth membership by 17% after adding priority neighborhoods as a qualifying factor.

Parks & Recreation :

Accomplishments – Parks Planning

- Secured \$12.5M in grant funding to begin construction of Kawana Springs Community Park (\$2.9M); Martin Luther King Jr Park (\$5.2M); Lower Colgan Creek Park & Creek Restoration (\$4.4M)
- Parks Capital Projects
 - Playground installation at Colgan Creek Neighborhood Park
 - Completed construction drawings of Kawana Springs Community Garden and Finley Aquatic Center
 - Picnic Area upgrades of DeTurk Round Barn Park and Bayer Neighborhood Park
- BVGC – Operations and Maintenance Agreement with Touchstone
- Parks Condition Assessment – Phase 1 complete

Parks & Recreation : Accomplishments – Parks Maintenance

- Maintained 1,036 acres of parks and 65 acres of roadway landscapes
- Implemented the Volunteer Trailer to support parks volunteer events
- Facilitated 28 volunteer events including Park A Month
- Implemented an updated Adopt A Green Space program

Parks & Recreation: Challenges

- Provide appropriate funding and staff to support the acquisition of new park land in advance of development to meet the park development requirements of the General Plan
- Addressing challenges with weed removal and landscape maintenance of medians, facilities, and roadside landscaping
- Managing rising costs and aging infrastructure of City facilities
- Managing deadlines associated with grant funded projects and programs

Bennett Valley Golf Course Enterprise Fund Summary

	FY 2023-24 Proposed Budget
Revenue	\$443,553
Transfers In	229,070
Total	\$672,623
O&M Expenditures	\$272,075
Transfers Out	400,548
Total	\$672,623
Use of Reserves	\$0

BVGC Enterprise Fund Highlights

- Operations, Maintenance and Management Agreement with Touchstone
- Purchase of two hybrid greens mowers
- Restaurant and Event Center re-opened to the public on October 1, 2022
- Restaurant and Event center (Iron and Vine) exceeding performance expectations
- FY 2022-2023 rounds of golf are similar to FY 2021-2022
- Irrigation water storage system design in progress
- Increase in golf fees January 2023

Transportation & Public Works

PROPOSED BUDGET FY 2023-24

A solid green horizontal bar at the bottom of the page.

Transportation & Public Works – by Fund

Expenditures by Fund (All Funds)	2022-23 Budget	2023-24 Budget	\$ Change	% Change
General Fund	\$32,588,080	\$27,007,860	-\$5,580,220	-17.1%
Measure M - Parks 2019	\$171,042	\$0	-\$171,042	-100.0%
Special Assessment/ Tax Districts	\$125,043	\$0	-\$125,043	-100.0%
Utilities Administration Fund	\$1,206,881	\$1,274,342	\$67,461	5.6%
Municipal Transit Fund	\$13,693,693	\$14,861,923	\$1,168,230	8.5%
Paratransit Operations	\$1,525,830	\$1,711,308	\$185,478	12.2%
Bennett Valley Golf Course Operations	\$188,559	\$0	-\$188,559	-100.0%
Taxable Golf Bond Debt Service	\$132,736	\$0	-\$132,736	-100.0%
Tax-exempt Golf Bond Debt Service	\$262,625	\$0	-\$262,625	-100.0%
Storm Water Enterprise Fund	\$593,056	\$614,601	\$21,545	3.6%
Equipment Repair Fund	\$6,548,086	\$6,395,515	-\$152,571	-2.3%
Equipment Replacement Fund	\$13,065,147	\$14,222,789	\$1,157,642	8.9%
Railroad Square Maintenance Fund	\$7,460	\$0	-\$7,460	-100.0%
Capital Improvement Fund	\$29,765,418	\$25,835,395	-\$3,930,023	-13.2%
Total	\$99,873,656	\$91,923,733	-\$7,949,923	-8.0%

Transportation & Public Works – by Program

Expenditures by Program	2022-23 Budget	2023-24 Budget	\$ Change	% Change
General Administration	\$1,651,462	\$1,622,032	-\$29,430	-1.8%
Zero Waste Operations	\$166,670	\$278,014	\$111,344	66.8%
Transit	\$15,219,523	\$16,573,231	\$1,353,708	8.9%
Real Estate Services	\$619,613	\$743,400	\$123,787	20.0%
Capital Projects Engineering	\$2,928,341	\$3,384,031	\$455,690	15.6%
Facilities	\$5,482,411	\$5,674,725	\$192,314	3.5%
Materials Engineering	\$759,261	\$757,173	-\$2,088	-0.3%
Regional Parks	\$7,498,455	\$0	-\$7,498,455	-100.0%
Traffic	\$1,827,329	\$1,946,496	\$119,167	6.5%
Bennett Valley Golf Course	\$583,920	\$0	-\$583,920	-100.0%
Field Services	\$32,772,253	\$34,510,236	\$1,737,983	5.3%
CIP and O&M Projects	\$30,364,418	\$26,434,395	-\$3,930,023	-12.9%
Total	\$99,873,656	\$91,923,733	-\$7,949,923	-8.0%

General Fund Changes

- Moved Parks Planning (5.0 FTE) and Parks Maintenance (26.0 FTE) divisions to the newly formed Parks & Recreation Department, totaling \$9.6M O&M and \$5.4M in capital projects from Transportation & Public Works.

Transportation & Public Works: Accomplishments 1 of 3

Traffic Engineering

- Completed Local Road Safety Plans for Fourth St., Montgomery Dr. and N. Dutton
- Collaborated with CPUC and SMART to test first sanctioned pedestrian activated crossing adjacent to an active rail line

Engineering Services

- Funded Hearn Avenue Improvements Project Phase 3 in cooperation with SCTA
- Developed the City's first electric bus charging station for up to ten BEB
- Completed community outreach, hired preliminary design consultant and Project Manager for Hearn Community Hub project
- Invested \$49.2M in public infrastructure projects (Non-Enterprise = \$26.1M; Enterprise = \$23.1M)

Transportation & Public Works: Accomplishments 2 of 3

Real Estate

- Completed acquisition and relocation of three parcels for Hearn Community Hub
- Completed SLA process for four City owned parcels in Downtown
- Completed the acquisition and map change for the new Fire Station No. 5

Streets Maintenance

- Removed 4,190 yds of roadside & encampment debris, 9,376 graffiti tags and filled 5,123 potholes in calendar year 2022
- Constructed a temporary RV storage site to support the EEE team

Fleet Maintenance

- Developed vehicle purchasing policy for electric vehicle standards
- Completed the Telematics program by installing equipment on 750 fleet vehicles and integrating telematics data into Faster Fleet program
- Assisted in creating a replacement fund for fire apparatus

Transportation & Public Works: Accomplishments 3 of 3

Solid Waste

- Completed 4th Amendment to the Solid Waste Collection Services Agreement with Recology & MOU with Zero Waste Sonoma for SB 1383 implementation
- Secured \$192K in CalRecycle grant funding for SB 1383 implementation
- Collaborated with Recology and City team to develop and launch Clean SR neighborhood cleanup program

CityBus

- Took delivery of the City's first 4 BEBs; began revenue service in January 2023
- Secured \$8.6M in competitive state and federal grants for 6 additional BEBs and a second phase of bus charging infrastructure
- Continued transit integration work with SCT and Petaluma Transit including securing funding from the Sonoma County Climate Initiatives program for a two-year countywide fare free transit program for youth beginning July 1, 2023

Transportation & Public Works: Challenges

- Costs of services have continued to increase
 - Electricity and Natural Gas cost has increased significantly
 - Contract services have also increased for Janitorial, Alarms, Pest, etc.
- Staffing shortages impacting the ability to restore core services
 - Fleet Maintenance
 - Capital Projects Engineering
 - Transit
- Managing rising costs and aging infrastructure associated with City facilities
- Managing deadlines associated with grant funded projects and programs

Transit Enterprise Fund Summary

	FY 2023-24 Proposed Budget
Revenue	\$16,543,231
Transfers In	30,000
Total	\$16,573,231
O&M Expenditures	\$16,573,231
CIP Expenditures	-
Transfers Out	-
Total	\$16,573,231
Use of Reserves	\$0

Transit Enterprise Fund Highlights

- \$612K increase in overall fuel costs (electricity, diesel, gasoline) due to increased service, volatility in fuel markets, and uncertainty regarding electric bus fueling costs
- \$165K increase in Purchased Transportation contracted services (paratransit & Oakmont) due to higher labor costs
- \$63K increase in Professional Services includes staff augmentation for transit capital project delivery
- \$33K increase in Outside Services due to adding private security at the Transit Mall
- Remaining \$1.8 million in ARPA emergency relief funds in O&M budget

Santa Rosa Water

PROPOSED BUDGET FY 2023-24

A solid green horizontal bar at the bottom of the page.

Santa Rosa Water – by Fund

Expenditures by Fund (All Funds)	FY 2022-23 Budget	FY 2023-24 Budget	\$ Change	% Change
General Fund	\$698,045	\$804,466	\$106,421	15.2%
Water Funds	\$51,791,779	\$55,011,937	\$3,220,158	6.2%
Local Wastewater Funds	\$26,978,920	\$27,560,198	\$581,278	2.2%
Subregional Wastewater Funds	\$76,531,031	\$80,780,419	\$4,249,388	5.6%
Utilities Administration Fund	\$14,257,712	\$14,767,099	\$509,387	3.6%
Storm Water Funds	\$2,328,738	\$2,484,340	\$155,602	6.7%
Other Funds	\$54,575	\$46,570	-\$8,005	-14.7%
Capital Improvement Fund-Citywide	\$393,315	\$642,488	\$249,173	63.4%
Total	\$173,034,115	\$182,097,517	\$9,063,402	5.2%

Santa Rosa Water – by Program

Expenditures by Program (All Funds)	2022-23 Budget	2023-24 Budget	\$ Change	% Change
Administration	\$ 9,284,733	\$ 9,663,170	\$378,437	4.1%
Debt Service	\$ 27,662,823	\$ 27,668,744	\$5,921	0.0%
Water Resources	\$ 1,178,832	\$ 1,253,398	\$74,566	6.3%
Local Wastewater O&M	\$ 13,638,405	\$ 13,871,941	\$233,536	1.7%
Storm Water and Creeks	\$ 2,581,358	\$ 2,835,376	\$254,018	9.8%
Water O&M	\$ 21,123,300	\$ 21,628,057	\$504,757	2.4%
Wastewater Resource Distribution	\$ 7,875,922	\$ 8,667,361	\$791,439	10.0%
Wastewater Resource Recovery	\$ 28,461,797	\$ 31,726,010	\$3,264,213	11.5%
Purchase of Water	\$ 15,307,147	\$ 17,833,000	\$2,525,853	16.5%
Engineering Resources	\$ 3,578,455	\$ 3,610,531	\$32,076	0.9%
CIP and O&M Projects	\$ 42,341,343	\$ 43,339,929	\$998,586	2.4%
Total	\$ 173,034,115	\$ 182,097,517	\$9,063,402	5.2%

General Fund Changes

- 1.0 FTE new Quality Control Associate - 35% of this position if funded by the General Fund; remainder being charged to Stormwater enterprise and CIP.
- Other staffing cost increases include COLAS and benefits.

Santa Rosa Water: Accomplishments

- Responded to drought saving 1.8 billion gallons of water
- Secured funding for customers with arrearages due to COVID
- Initiated construction of the Ultraviolet Disinfection Replacement Project
- Began Lower Colgan Creek Restoration Project Phase 3
- Expanded our program for monitoring viruses in wastewater
- Produced 345 million gallons of water from wells providing \$607k savings to our rate payers
- Launched Our Water Future resiliency study

Santa Rosa Water: Challenges

- Water supply resiliency
- Aging infrastructure
- Urgent repairs needed for regional water reuse system
- Increasing expenditures for wholesale water, chemicals and electricity
- Staffing recruitment and retention

Water Enterprise Fund Summary

	FY 2023-24 Proposed Budget
Revenue Total	\$54,394,880
O&M Expenditures	40,382,126
CIP Expenditures	14,629,811
Underground Utility Fee	2,754,190
Debt Service	109,973
Total	\$57,876,100
Use of Water Reserves	(\$3,481,220)

Local Wastewater Enterprise Fund Summary

	FY 2023-24 Proposed Budget
Total Revenue	\$78,719,169
O&M Expenditures	14,054,941
CIP Expenditures	13,505,257
Utility Underground Fee	2,757,094
SRW Contribution to Regional Fund	52,597,463
Debt Service	3,751,453
Total	\$86,666,208
Use of Local WW Reserves	(\$3,105,439)
Use of Demand Fee Reserves*	(\$4,841,600)

* Use of Demand Reserves due to Deferred Payment Received in 2022

Subregional Enterprise Fund Summary

	FY 2023-24 Proposed Budget
Partner Contributions	19,509,424
SRW Contribution	56,458,889
Miscellaneous Revenue	5,322,734
Total	\$81,291,037
O&M Expenditures	43,822,675
CIP Expenditures	10,000,000
Debt Service	26,957,524
Total	\$80,780,199
Surplus*	\$510,838

*Additional Operating Reserve Paid by Regional Partners

Citywide Capital Improvement Program


PROPOSED BUDGET FY 2023-24

A solid green horizontal bar at the bottom of the page.

Sample of Citywide Assets – Total Value \$5 Billion



620 Miles of Water Mains
29,437 Water Valves
21 Reservoirs



339 Miles of Storm Drain
18,469 City-maintained Structures
94 Miles of Creeks and Culverts



6,555 Hydrants



597 Miles of Sewer Mains
12,405 Sewer Manholes
17 Sewer Lift Stations



109 Parks (1,036 Acres)
Playground Equipment,
Picnic Tables, Grills



214 Traffic Signals
81 Pedestrian Flashers



Miles of Road:
512 Centerline Miles
1,134 Lane Miles



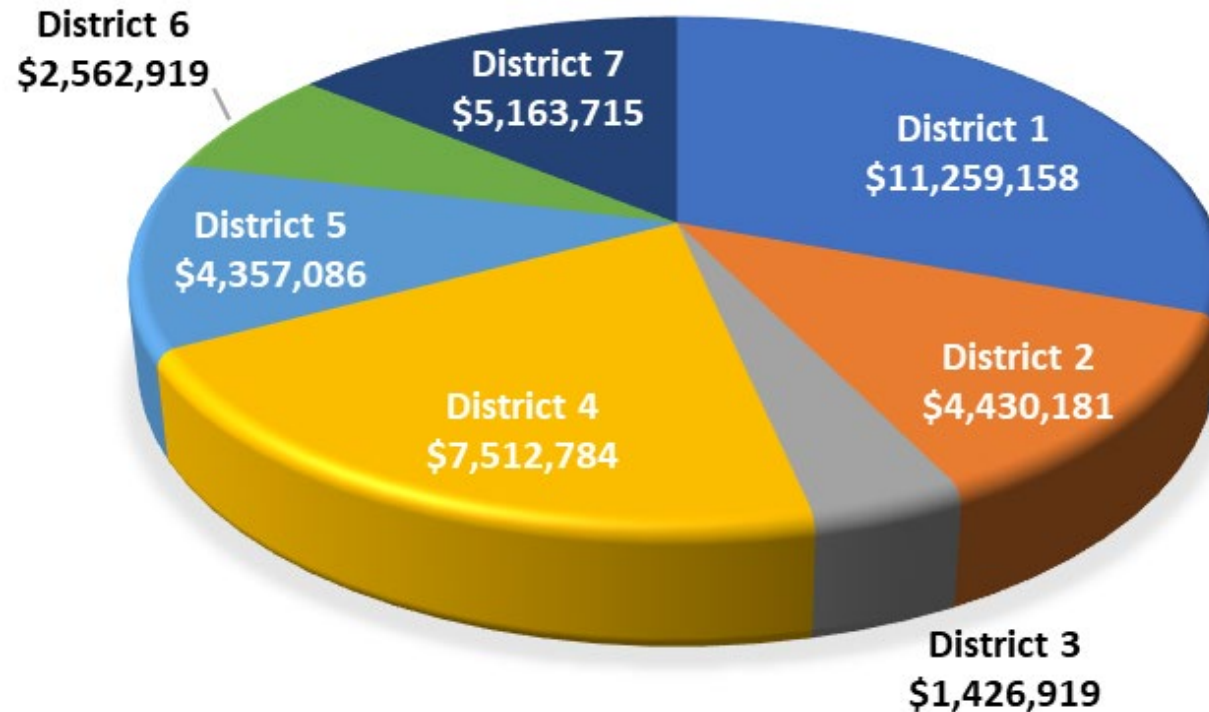
116 City-Owned Facilities
City Hall, Fire Stations, Public Safety
Building, Finley Community Center




Laguna Treatment Plant

TPW, Parks, Fire and General Fund CIP Funding By Council District

Total
\$36,712,763



Where Do Projects Come From?



Council-adopted Planning Documents

- General Plan
- Council Goals

Master Plans

- Bicycle and Pedestrian Master Plan
- Water Master Plan
- Sanitary Sewer Master Plan
- City-wide Creek Master Plan
- Ground Water Master Plan
- Recreation & Parks Business and Strategic Action Plan
- Park Master Plans

Area Plans

- Downtown Station Area Specific Plan
- North Station Area Plan
- Roseland Area/Sebastopol Road Specific Plan

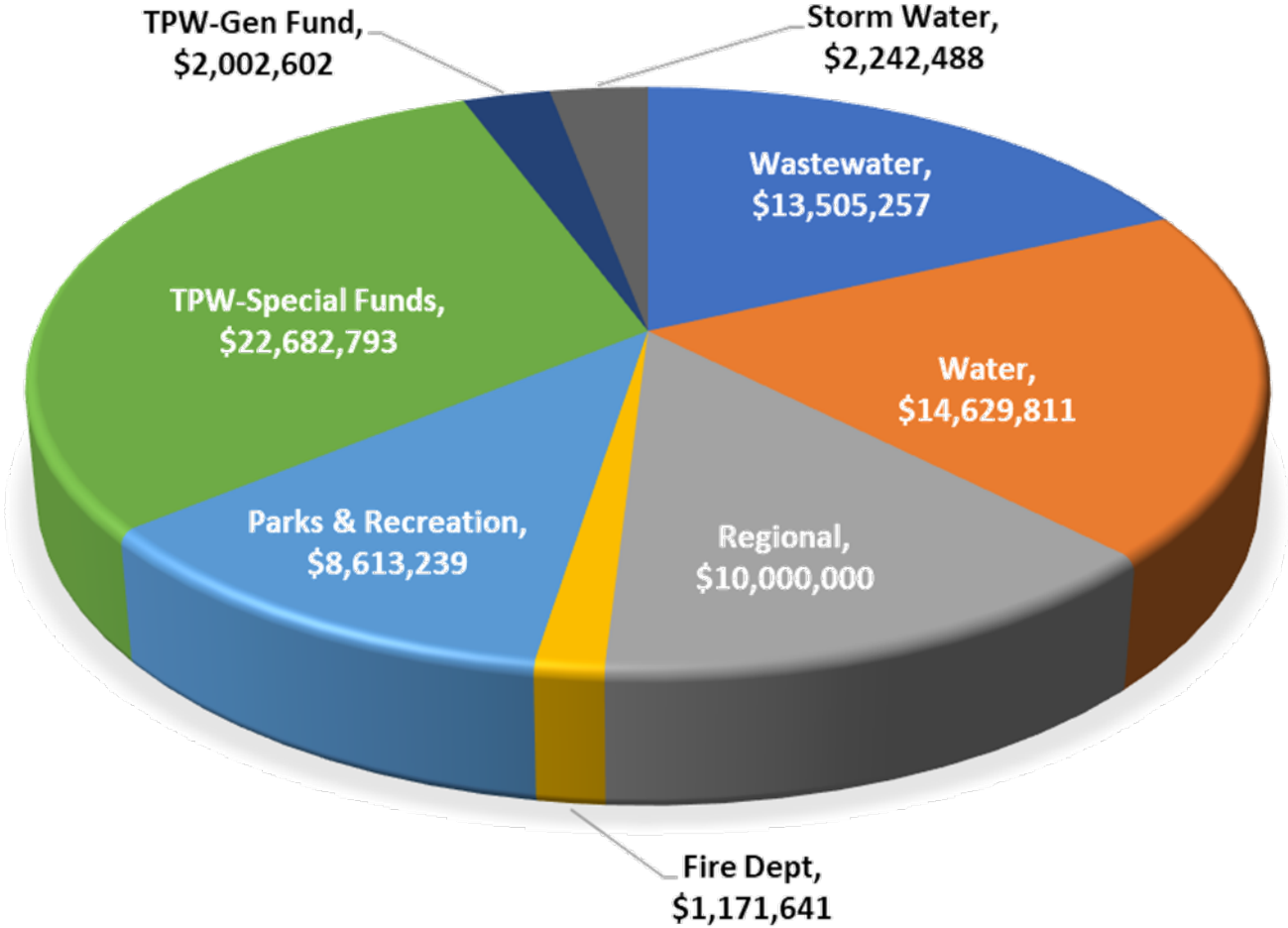
Climate Action Plan

Community Advisory Board (CAB)

Community Input

CIP FY 2023-24 Funding Sources

Total
\$74,847,831



General Fund Proposed CIP Budget

General Fund	Proposed Budget
ADA Settlement – Facilities Projects	\$1,200,000
Roseland Lighting District	\$60,602
D St Garage Ground Investigation	\$80,000
Roseland Pavement Maintenance	\$662,000
Total General Fund CIP Projects	\$2,002,602

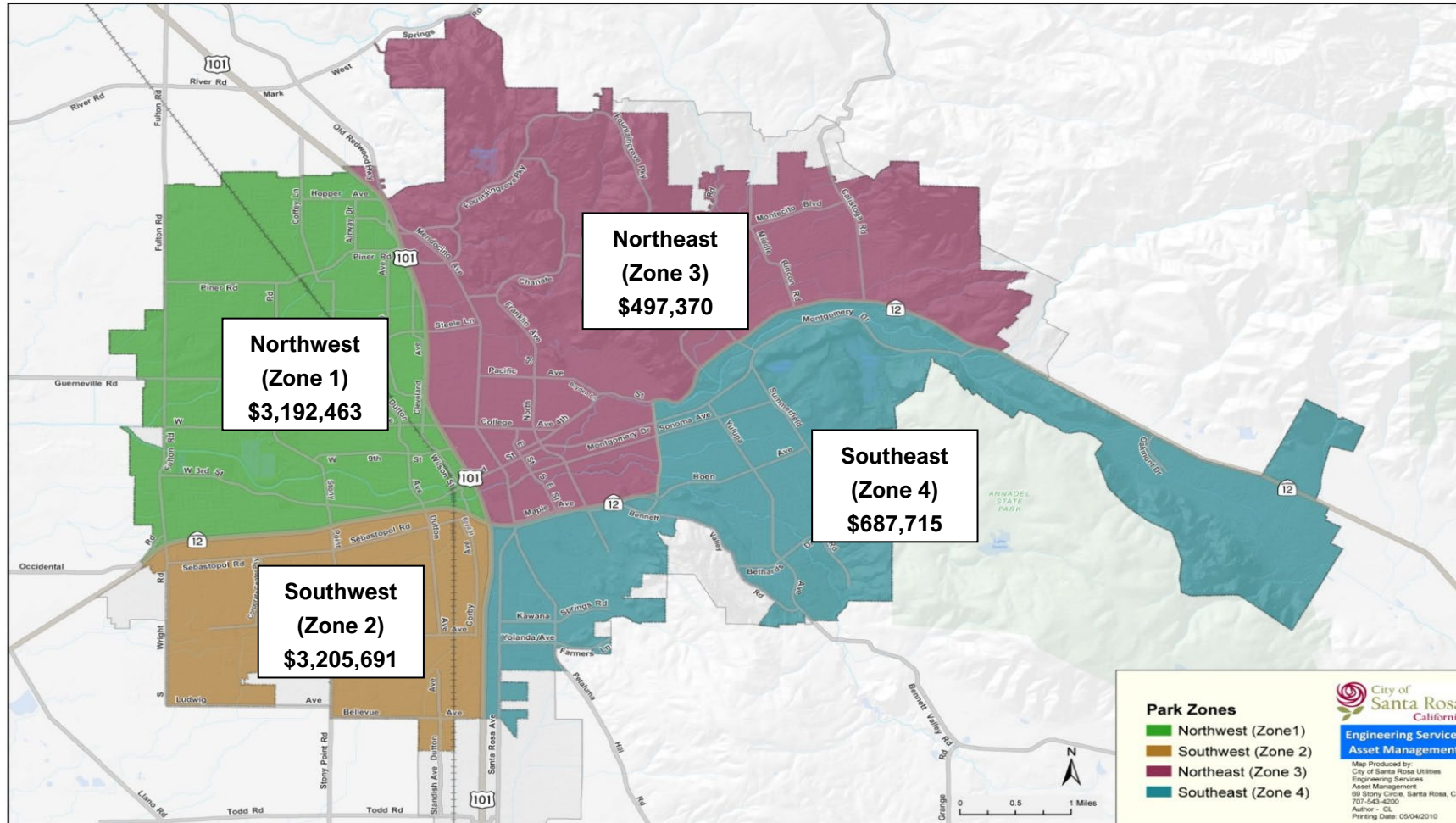


Fire Department Proposed CIP Budget

Capital Facilities Fees – Fire	Proposed Budget
Fire Training Center Improvements	\$390,547
New Fire Station – Kawana Springs	\$390,547
Temporary Fire Station 5	\$390,547
Total Capital Facilities Fees – Fire Projects	\$1,171,641



Park Development Impact Fee Zones



Parks & Recreation Proposed CIP Budget

Park Development Fees	Proposed Budget
Northwest Zone Play Equipment	\$3,192,463
Southwest – Colgan Bellevue Park	\$3,205,691
Northeast – Fremont Park	\$497,370
Southeast Community Park	\$687,715
Total Park Development Fund Projects	\$7,583,239

Measure M Fund	Proposed Budget
Parks (legacy)	\$1,030,000
Total Park Measure M Fund Projects	\$1,030,000
Total Parks Projects	\$8,613,239

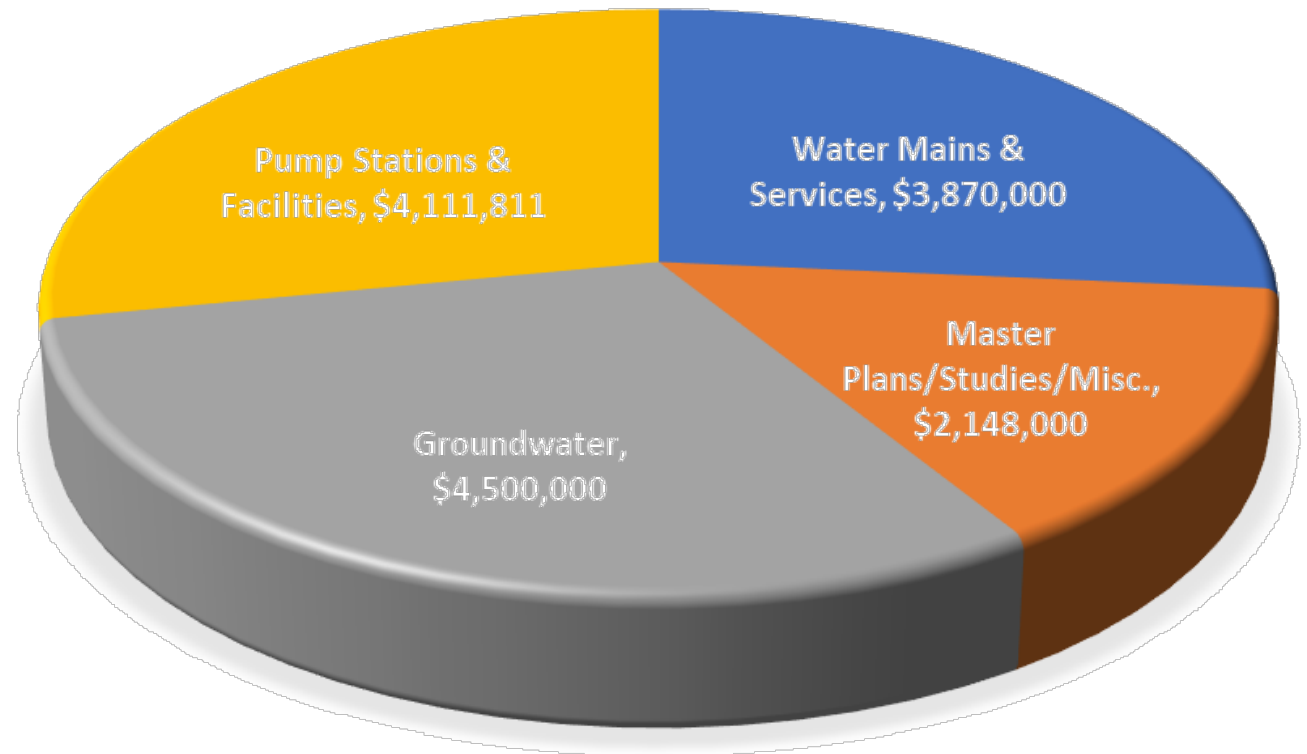


Santa Rosa Water Proposed CIP Budget

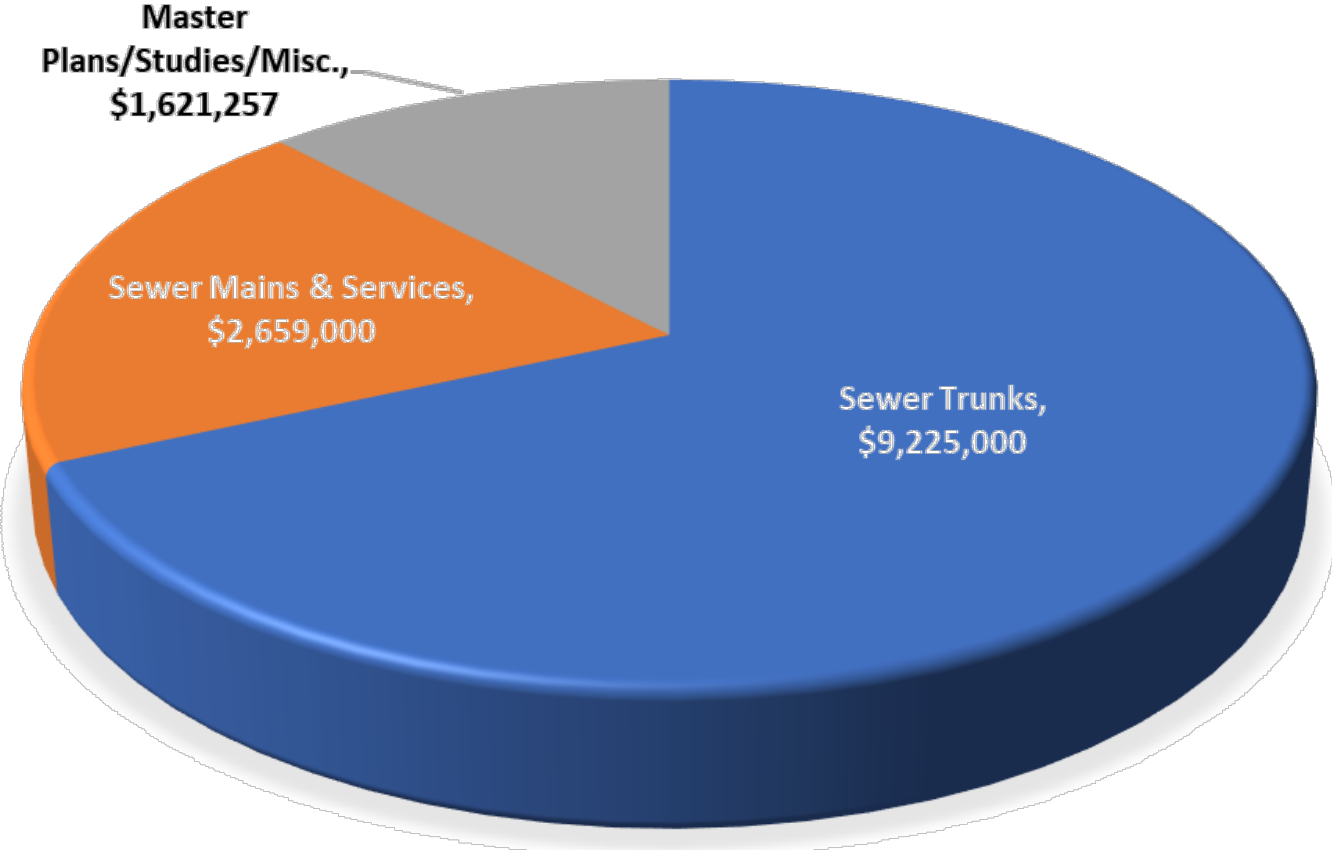


Water Proposed CIP Budget

Total
\$14,629,811



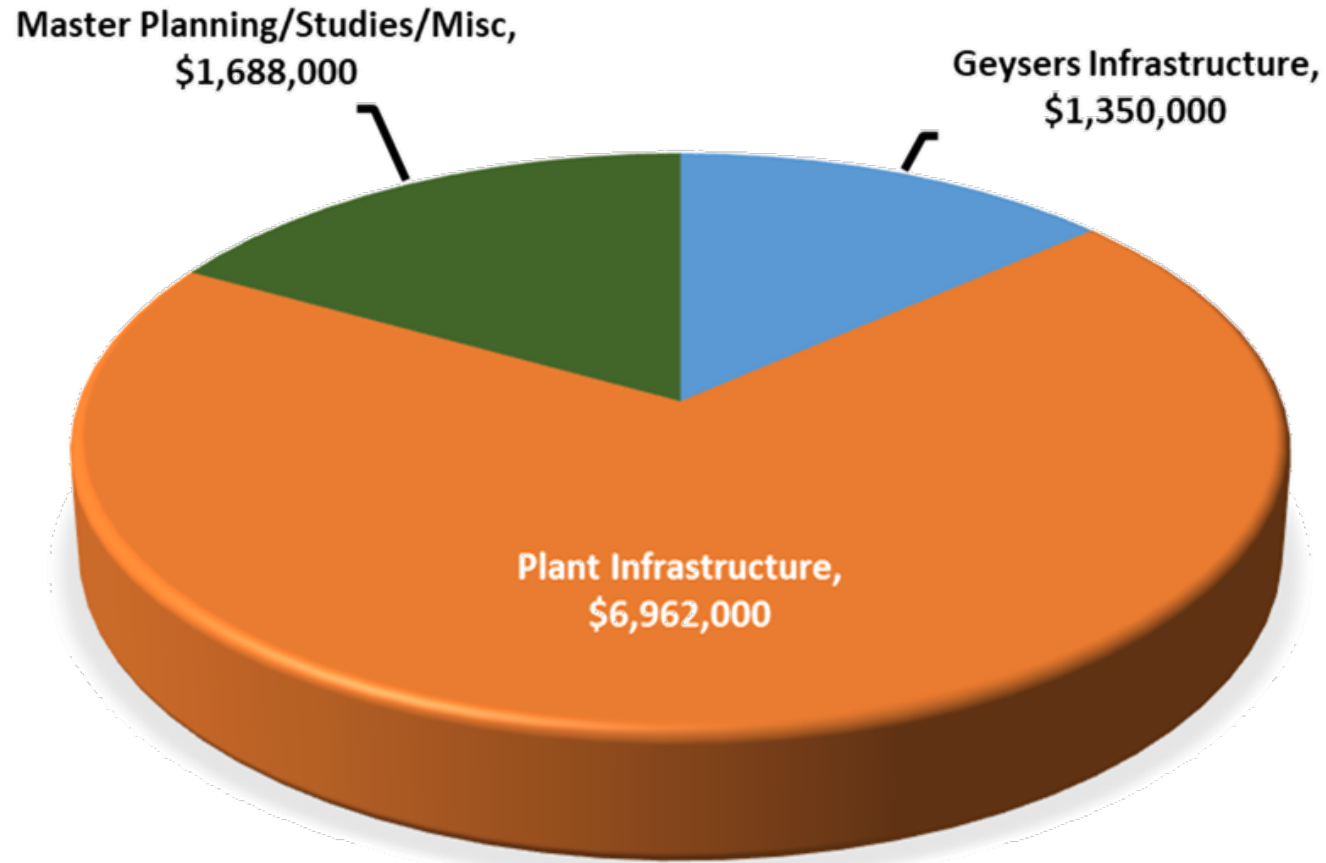
Wastewater Proposed CIP Budget



Total
\$13,505,257



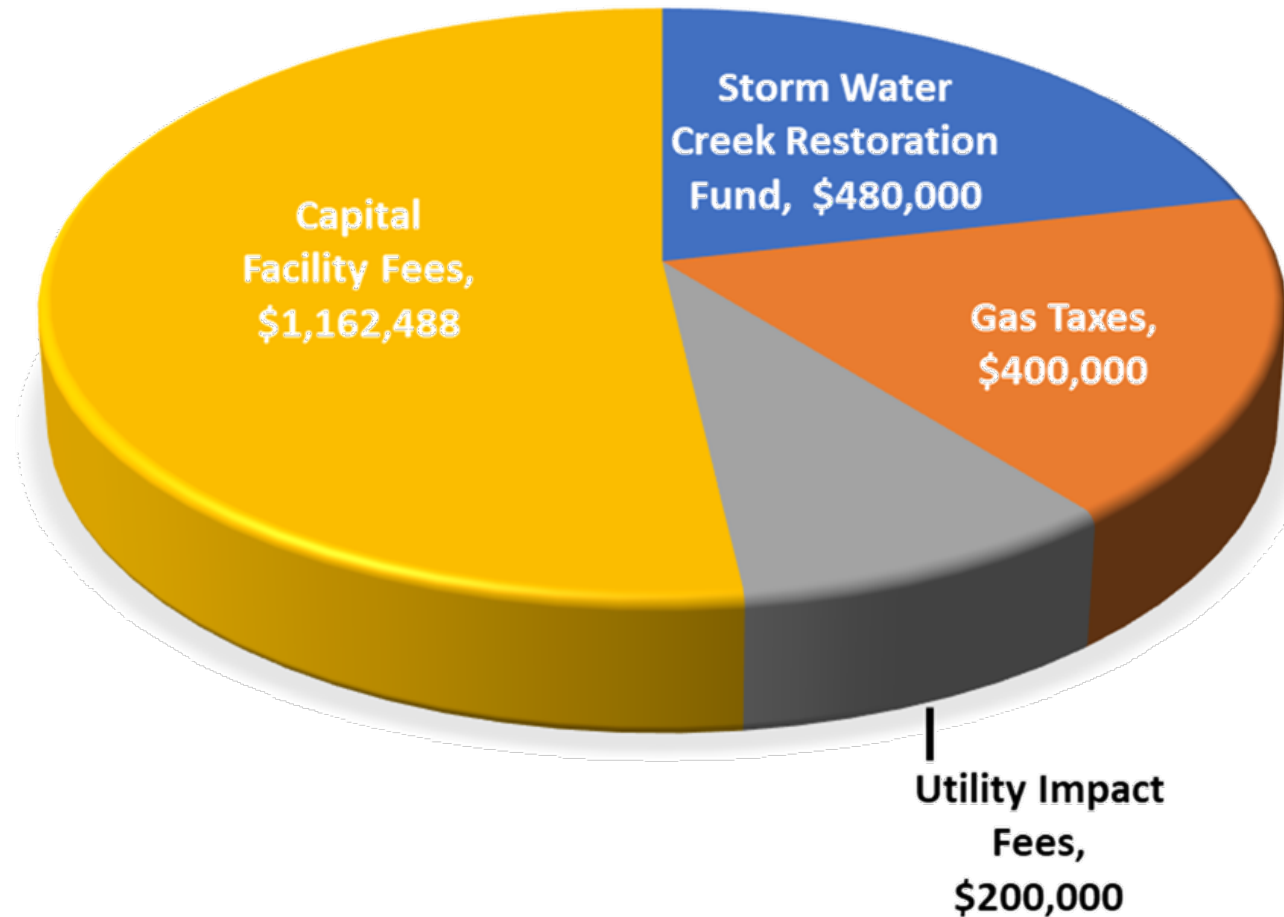
Regional Proposed CIP Budget



Total
\$10,000,000

Storm Water & Creeks Proposed CIP Budget

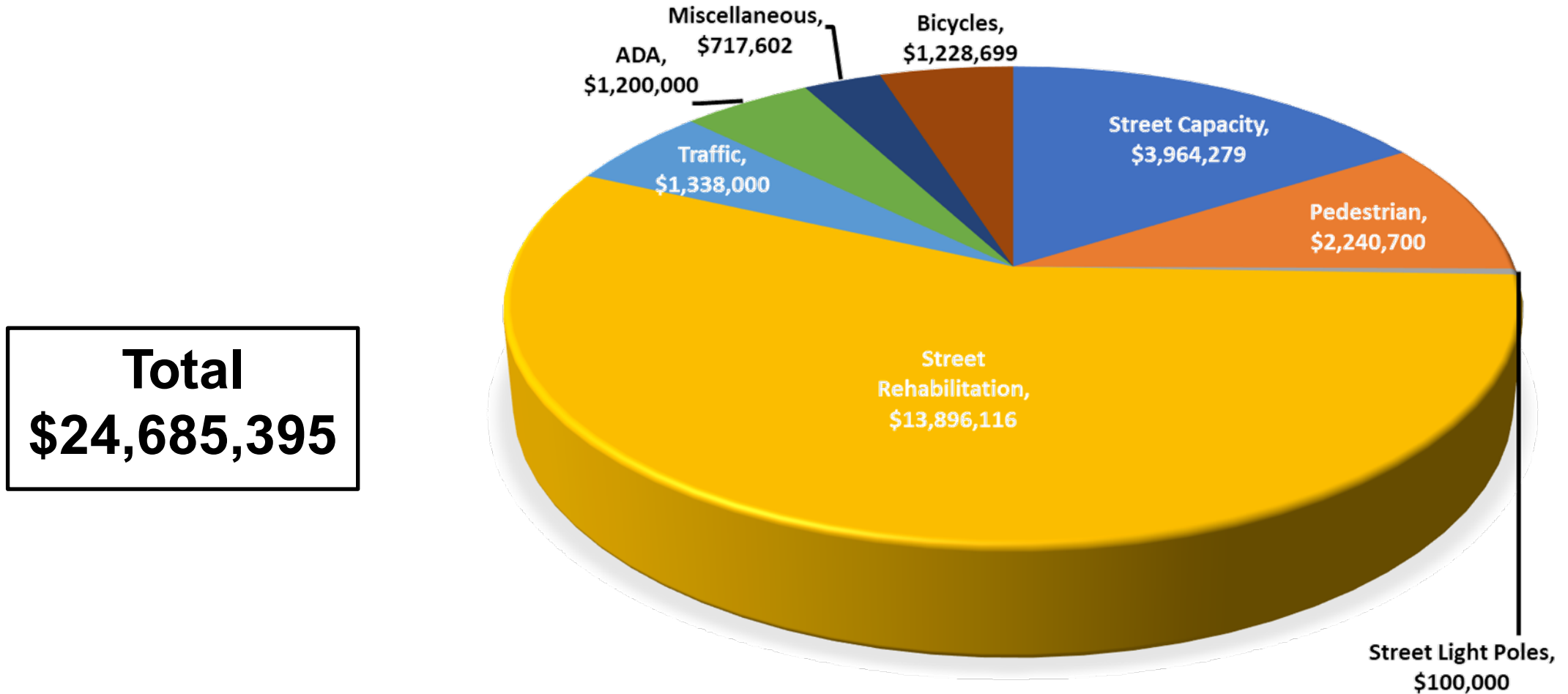
Total
\$2,242,488



Transportation & Public Works Proposed CIP Budget



Transportation & Public Works Proposed CIP Budget by Project Type



Questions?