



Sonoma Water

Clean. Reliable. Essential. Every day.

FY 2019-2020 Proposed Budget and Rates Water Transmission System

Lynne Rosselli

FINANCE MANAGER

707-524-3771

Lynne.Rosselli@scwa.ca.gov

    sonomawater.org



Proposed Rates for FY 19-20

Charge / Aqueduct	Santa Rosa	Petaluma	Sonoma
Deliveries (Acre-Feet)	43,870		
O&M	\$615.20	\$615.20	\$615.20
Water Management Planning	\$1.14	\$1.14	\$1.14
Watershed Planning & Restoration	\$102.96	\$102.96	\$102.96
Recycled Water and Local Supply	\$2.96	\$2.96	\$2.96
Water Conservation	\$46.94	\$46.94	\$46.94
Total O&M	\$769.20	\$769.20	\$769.20
Storage & Common Bond/Loan Charges	\$122.10	\$122.10	\$122.10
Sonoma Aqueduct Bond/Loan Charge			\$130.50
<i>Prime Contractors</i>	\$891.30	\$891.30	\$1,021.80
<u>Discretionary Charges</u>			
Capital Charges - <i>to build fund balance for future projects</i>	\$27.00	\$27.00	\$27.00
<i>Prime Contractors</i>	\$27.00	\$27.00	\$27.00
<i>Total Prime Contractors</i>	\$918.30	\$918.30	\$1,048.80
Total Overall Increase:	4.60%	4.60%	4.77%

City of Santa Rosa Impact to Average Customer

Example: Average Summer Water Use - Family of 4

Sonoma Water increase of 4.6% equates to a pass-through to Santa Rosa customers of **1.9%** on the water usage charge

	Thousand Gallons	Current Charge	July Increase	New Amount	
Water Usage Tier 1	4.6	\$25.76	\$0.51	\$26.27	
Water Usage Tier 2	3	\$19.56	\$0.36	\$19.92	
Total Usage Charges		\$45.32	\$0.87	\$46.19	1.9%

A pre-approved fixed rate increase goes into effect July 2017 as well:

Water Fixed Charge	\$12.48	\$0.62	\$13.10	
Total Bill	\$57.80	\$1.49	\$59.29	2.6%

Rate Setting Calculation (EXAMPLE)

$$\frac{\$40,286,000}{43,870 \text{ AF}} = \$918/\text{Acre Foot}$$

Water Sold = Lesser of:

43,870 AF

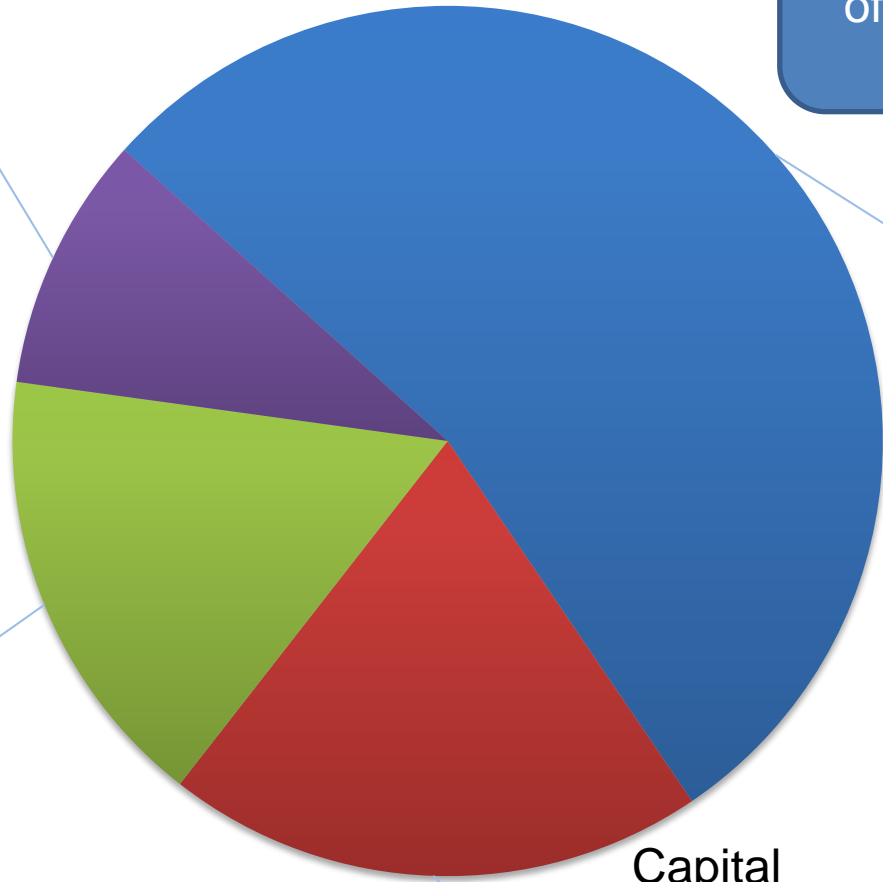
or

46,830 AF

FY 19-20 Budgeted Expenditures

Grants, Bond Proceeds, and Use of Fund Balance
\$7 Million

Debt Service
\$4.8 Million,
9%



Operations and Maintenance
\$27.5 Million,
54%

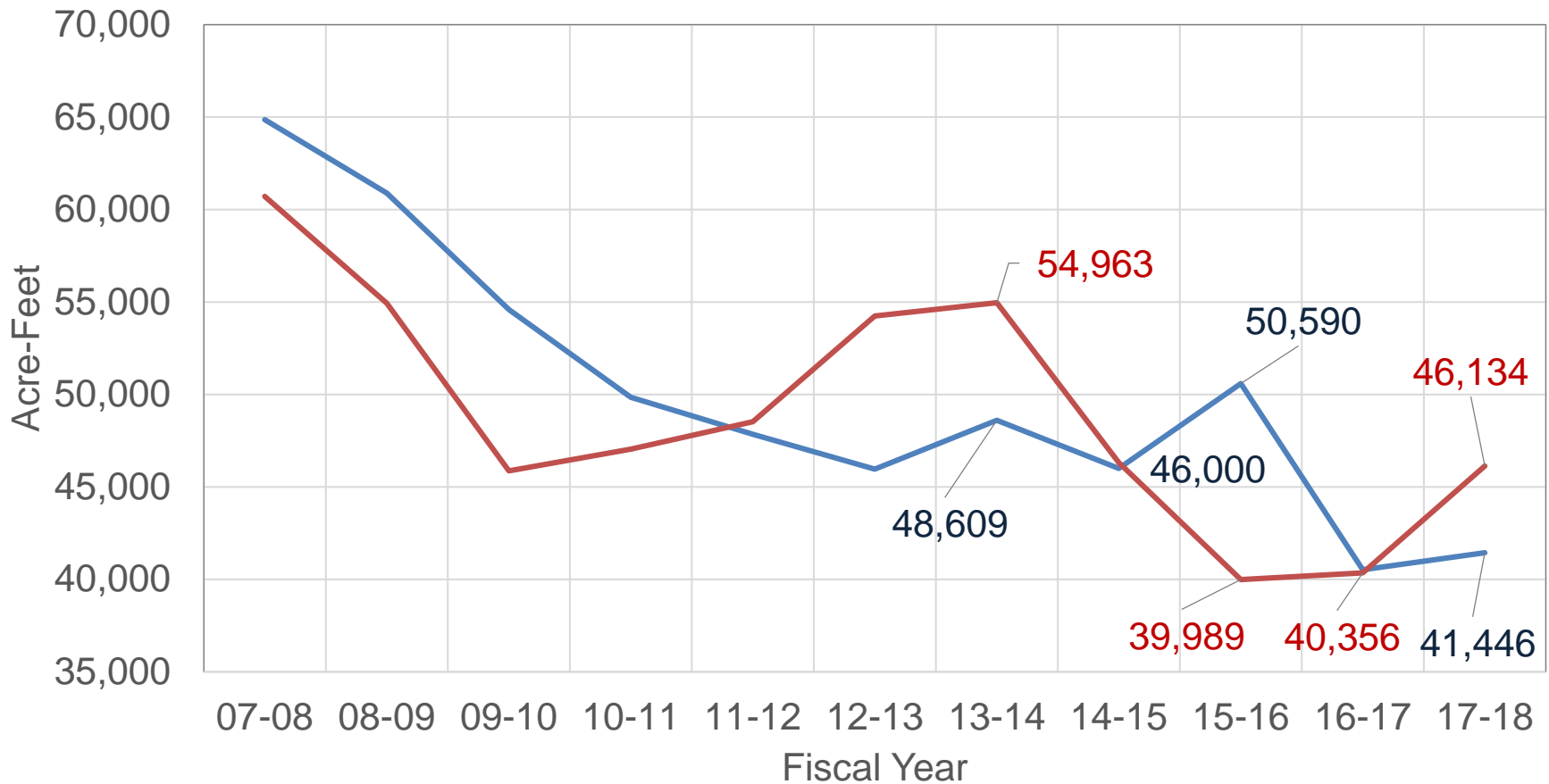
BO Compliance,
Water Supply Planning,
Water Conservation
\$8.48 million,
17%

Capital Projects
\$10.2 Million,
20%

Expenditures Compared to FY 18-19

	FY18-19	FY19-20	
	Budget (in Millions)	Budget (in Millions)	Change (in Millions)
Operations and Maintenance	\$23.13	\$27.47	\$4.34
Capital Projects	\$5.59	\$10.82	\$5.23
BO Compliance, Water Supply Planning, Water Conservation	\$6.51	\$8.48	\$1.97
Debt Service	\$5.39	\$4.84	(\$0.54)
Totals	\$40.62	\$51.61	\$11.00
Grants, Use of Fund Balance, and Bond Proceeds	\$7.44	\$7.05	(\$0.39)

Historical Water Transmission Deliveries



Projects

Dry Creek Habitat Enhancement



Capital Projects

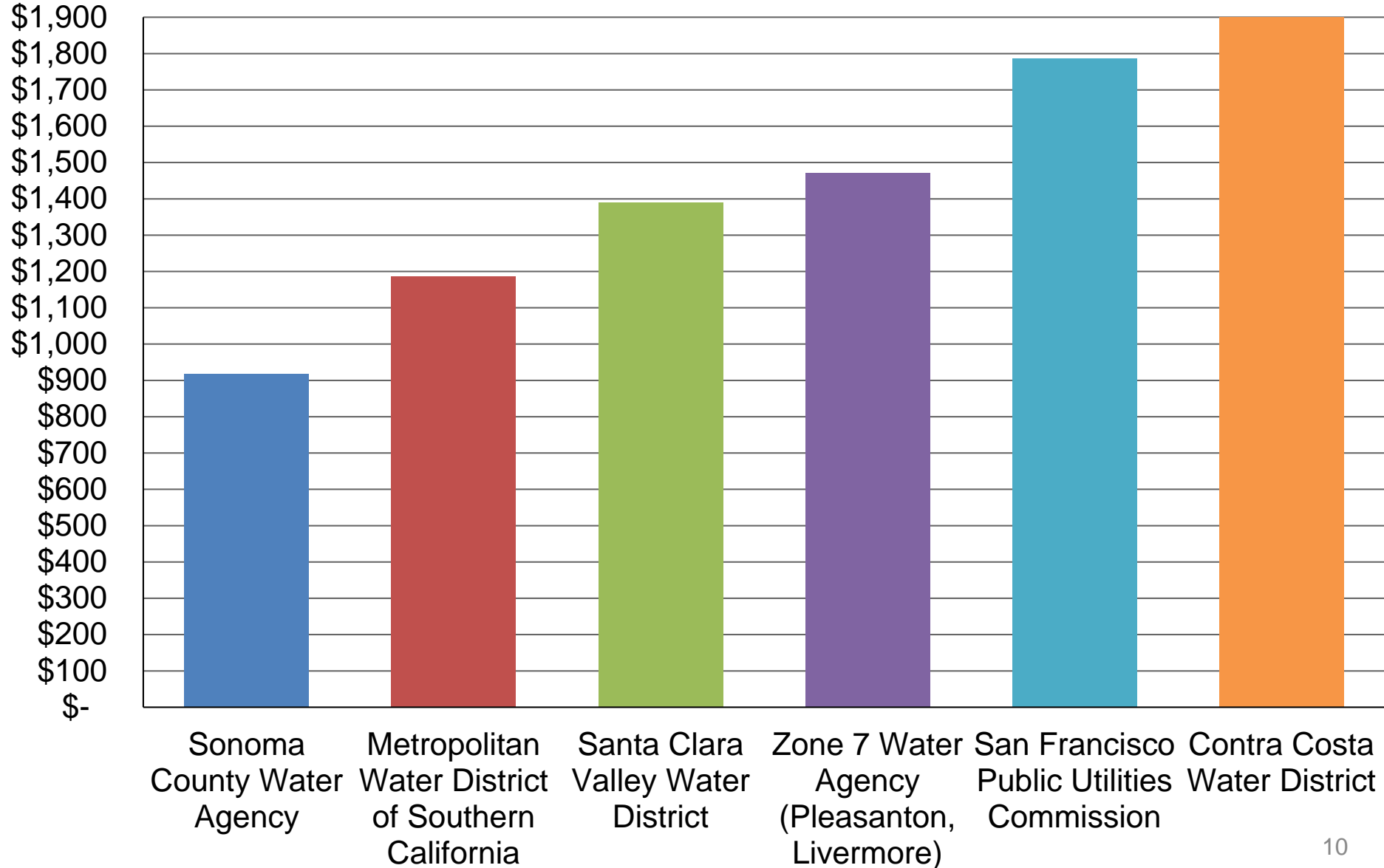
- Warm Springs Dam Hydroturbine Retrofit
- Mirabel Dam Bladder Replacement
- Wohler Pump Replacements
- Caltrans Petaluma Aqueduct Relocation
- Sonoma Booster Pump Station Electrical Upgrade and Pumping Reliability



Maintenance Projects

- Tank Maintenance Program
- Collectors: Valve and Meter Replacements

2019 Wholesale Water Rates Per Acre-Foot



Proposed Rates for FY 19-20

Charge / Aqueduct	Santa Rosa	Petaluma	Sonoma
Deliveries (Acre-Feet)	43,870		
O&M	\$615.20	\$615.20	\$615.20
Water Management Planning	\$1.14	\$1.14	\$1.14
Watershed Planning & Restoration	\$102.96	\$102.96	\$102.96
Recycled Water and Local Supply	\$2.96	\$2.96	\$2.96
Water Conservation	\$46.94	\$46.94	\$46.94
Total O&M	\$769.20	\$769.20	\$769.20
Storage & Common Bond/Loan Charges	\$122.10	\$122.10	\$122.10
Sonoma Aqueduct Bond/Loan Charge			\$130.50
Prime Contractors	\$891.30	\$891.30	\$1,021.80
<u>Discretionary Charges</u>			
Capital Charges - <i>to build fund balance for future projects</i>	\$27.00	\$27.00	\$27.00
Prime Contractors	\$27.00	\$27.00	\$27.00
Total Prime Contractors	\$918.30	\$918.30	\$1,048.80
Total Overall Increase:	4.60%	4.60%	4.77%

Next Steps

FY19-20 Water Transmission Budget and Rates

- **Water Advisory Committee Vote on Monday, April 8**
- **Adoption by Sonoma Water's Board – by April 30**



**Sonoma
Water**

Lynne Rosselli
Finance Manager
Lynne.Rosselli@scwa.ca.gov