

Capital Improvement Program Budget

Fiscal Year 2021-22

DRAFT





CITY COUNCIL

Mayor

Chris Rogers

Vice Mayor

Natalie Rogers

Council Members

Eddie Alvarez

Victoria Fleming

John Sawyer

Tom Schwedhelm

Jack Tibbetts

City Manager - Interim

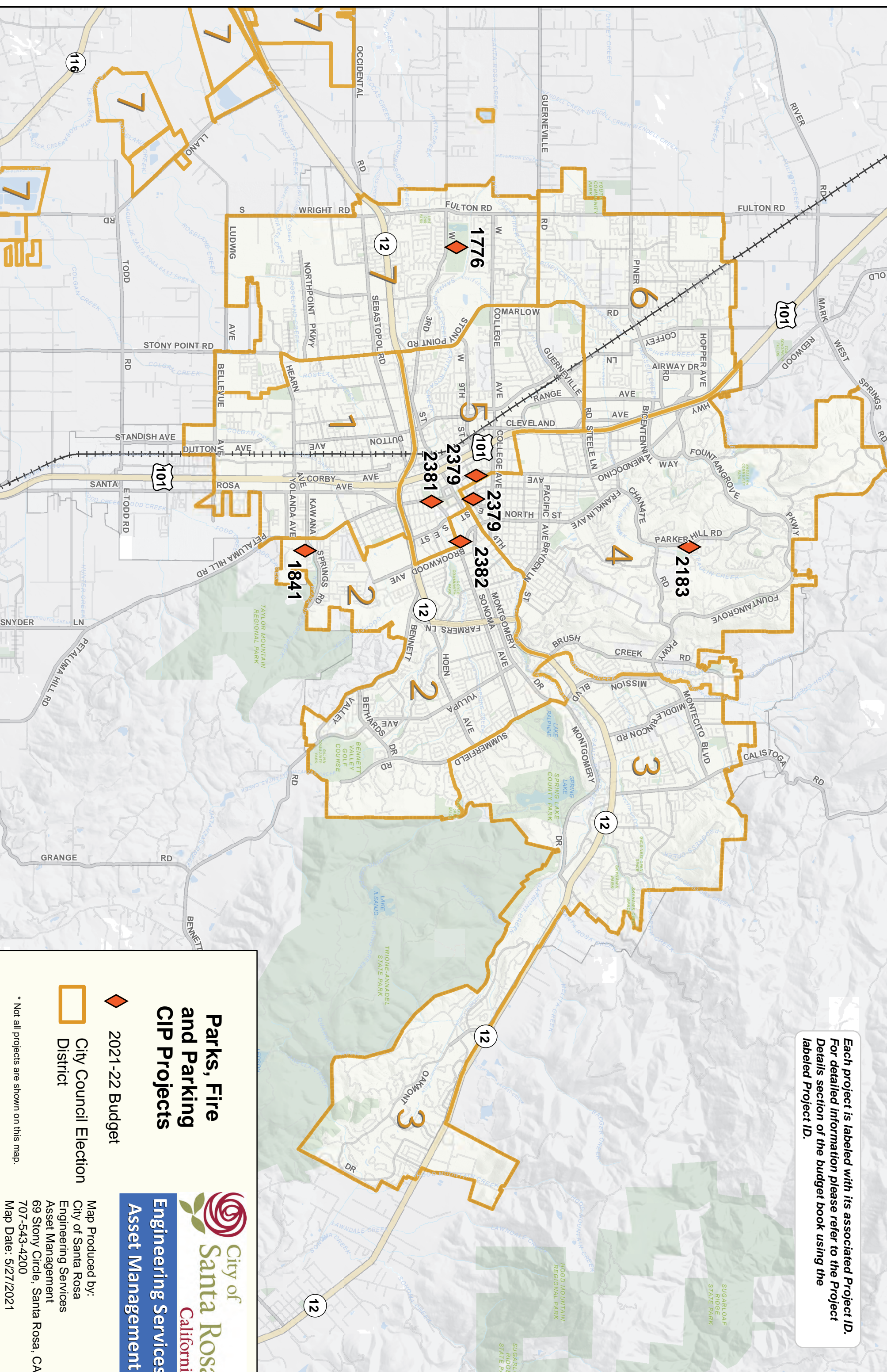
Jeff Kolin

City Attorney



Sue Gallagher

This page left blank intentionally

Each project is labeled with its associated Project ID.
For detailed information please refer to the Project
Details section of the budget book using the
labeled Project ID.



Parks, Fire and Parking CIP Projects

-  2021-22 Budget
-  City Council Election District



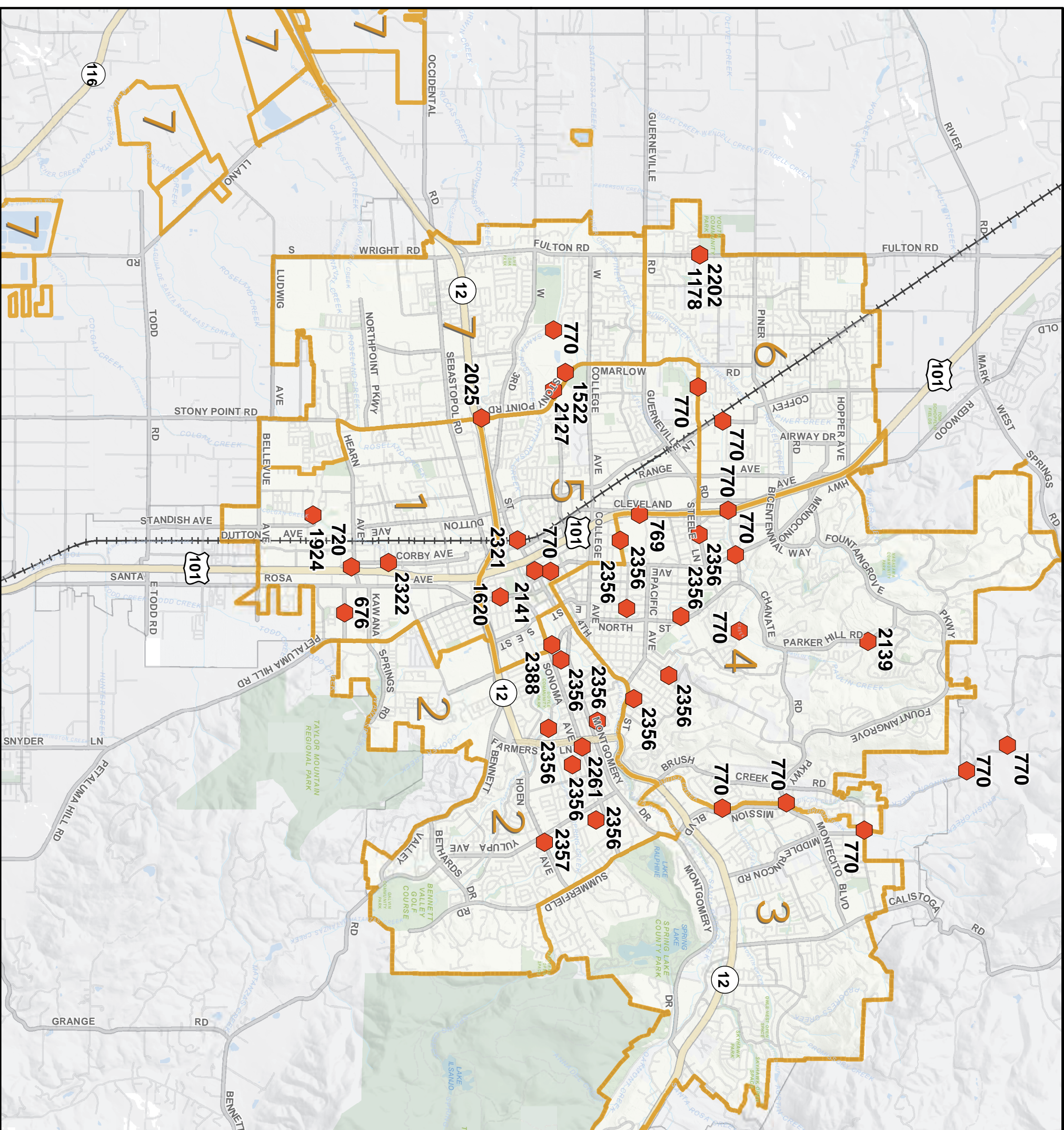
**City of
Santa Rosa
California**

**Engineering Services
Asset Management**

Map Produced by:
City of Santa Rosa
Engineering Services
Asset Management
69 Stony Circle, Santa Rosa, CA
707-543-4200
Map Date: 5/27/2021

* Not all projects are shown on this map.

Each project is labeled with its associated Project ID. For detailed information please refer to the Project Details section of the budget book using the labeled Project ID.



Transportation & Public Works and Storm Water CIP Projects

- ◆ 2021-22 Budget
- City Council Election District

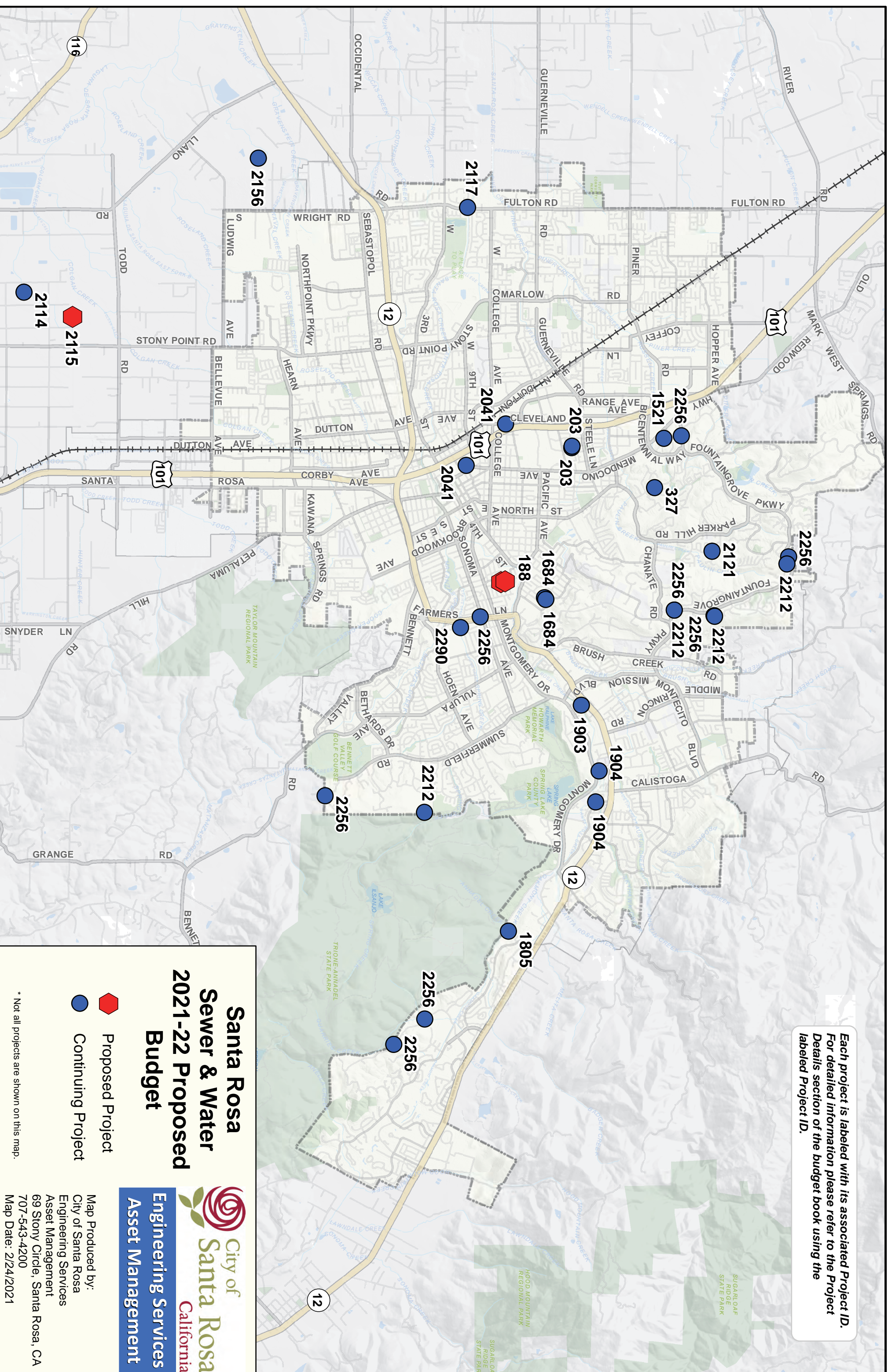
* Not all projects are shown on this map.





**Engineering Services
Asset Management**

Map Produced by:
City of Santa Rosa
Engineering Services
Asset Management
69 Stony Circle, Santa Rosa, CA
707-543-4200
Map Date: 5/27/2021

Each project is labeled with its associated Project ID.
For detailed information please refer to the Project
Details section of the budget book using the
labeled Project ID.



Santa Rosa Sewer & Water 2021-22 Proposed Budget

-  Proposed Project
-  Continuing Project



City of
Santa Rosa
California

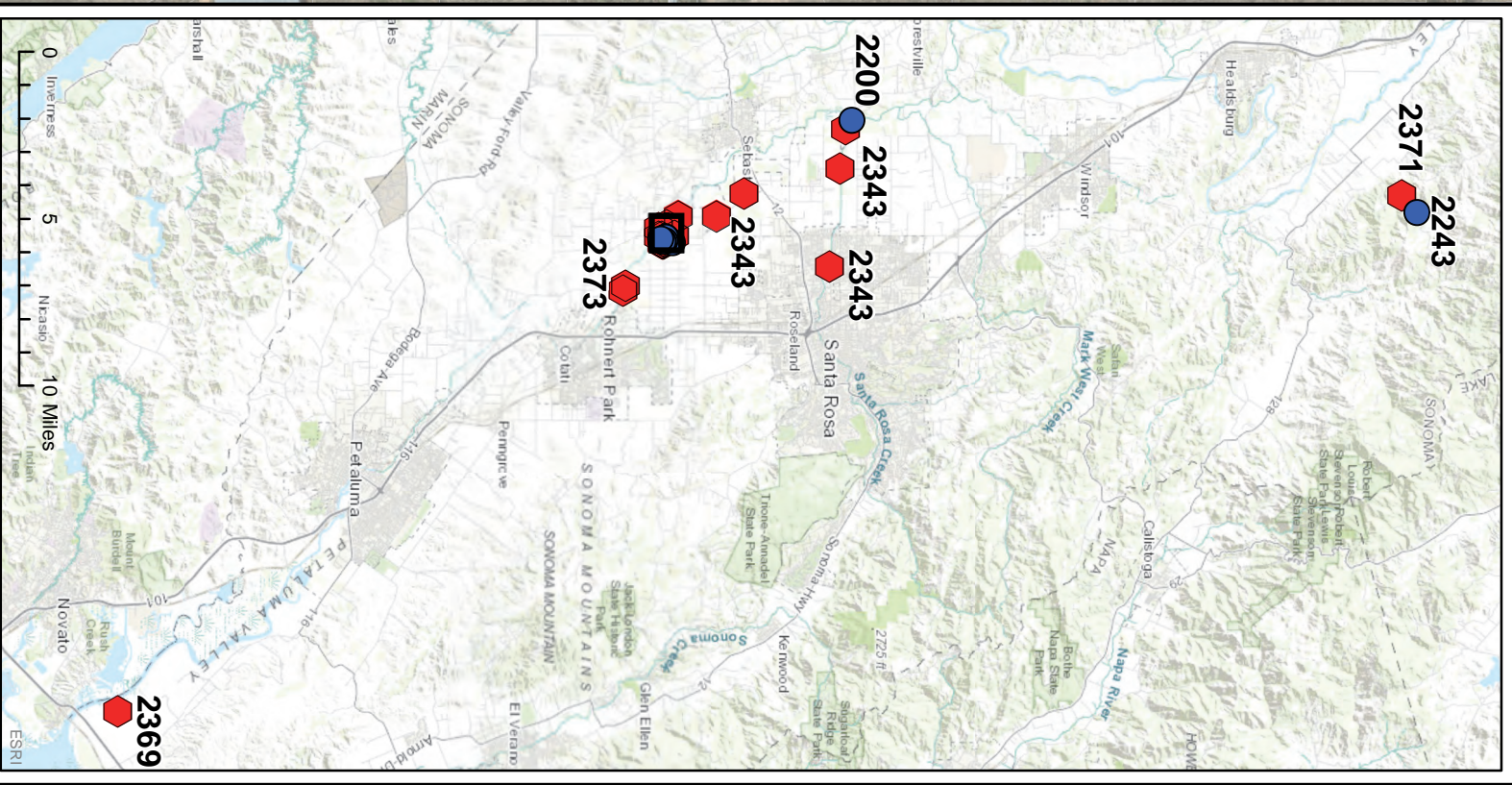

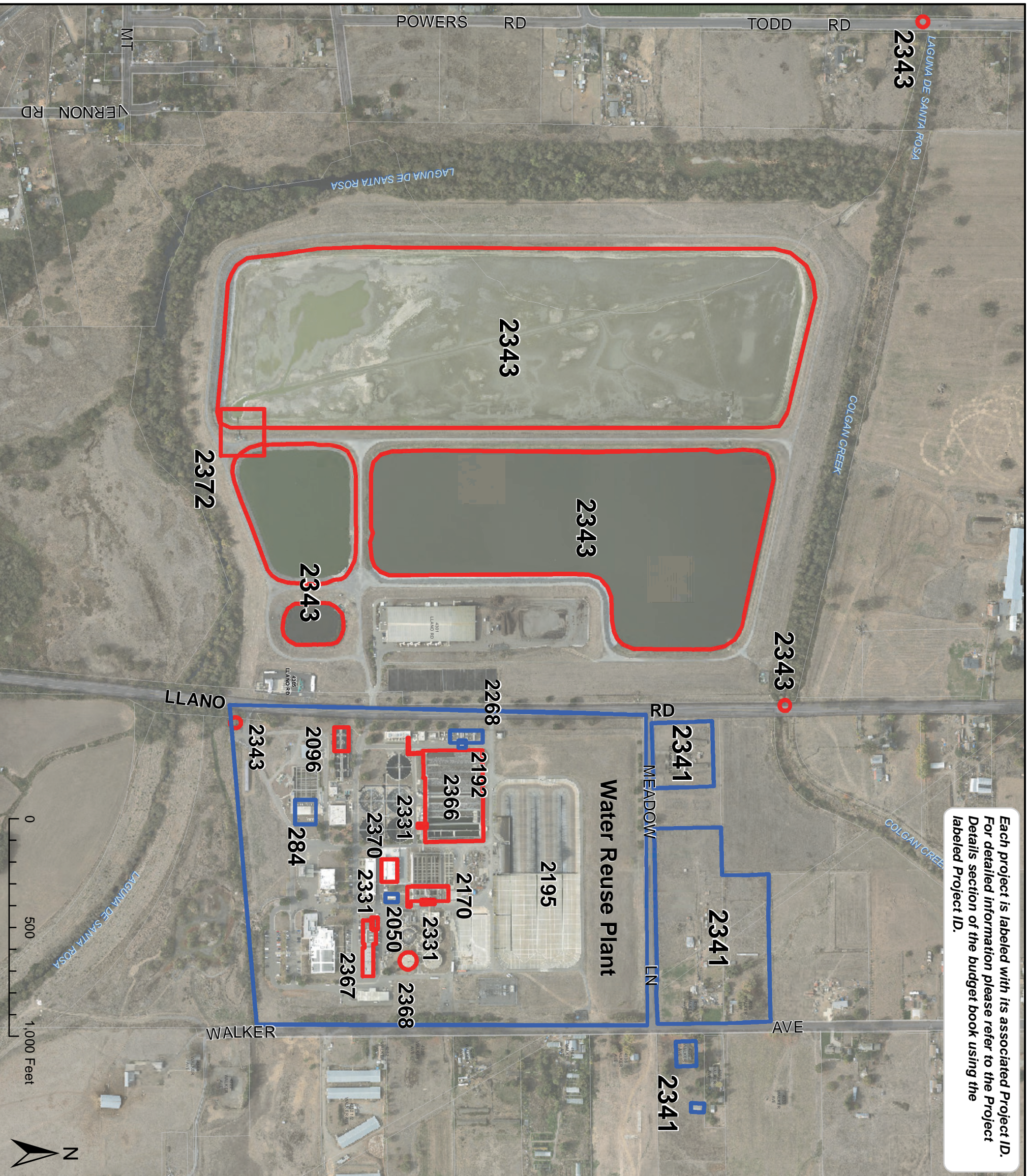


Engineering Services
Asset Management

Map Produced by:
City of Santa Rosa
Engineering Services
Asset Management
69 Stony Circle, Santa Rosa, CA
707-543-4200
Map Date: 2/24/2021

* Not all projects are shown on this map.

Each project is labeled with its associated Project ID.
 For detailed information please refer to the Project
 Details section of the budget book using the
 labeled Project ID.



Santa Rosa Regional 2021-22 Proposed Budget

Engineering Services Asset Management

Map Produced by:
 City of Santa Rosa
 Engineering Services
 Asset Management
 69 Stony Circle, Santa Rosa, CA
 707-543-4200
 Map Date: 3/5/2021

- New Project
- Continuing Project
- New Project
- Continuing Project

* Only locatable projects shown.



FY 2021-22 CAPITAL IMPROVEMENT PROGRAM

TABLE OF CONTENTS

Introduction / CIP Summary	1
Capital Budget	13
How to Read Detailed Project Descriptions	27
Project Detail	31
Project Identification Number Index	127
Project Identification Name Index	129

This page left blank intentionally



City Manager's Office
M E M O R A N D U M

DATE: July 1, 2021

TO: Mayor Chris Rogers
City Council Members

FROM: Jeff Kolin, Interim City Manager

**SUBJECT: CAPITAL IMPROVEMENT PROGRAM BUDGET MESSAGE
FOR FISCAL YEAR 2021-22**

Introduction

The City of Santa Rosa's Capital Improvement Program (CIP) is a planning tool that is intended to evaluate the City's long-range capital needs and prioritize them over a five-year period. The first year of the CIP is known as the Capital Budget. Each year, the City Council appropriates funding for the Capital Budget only, and approves years two through five on a planning basis.

The CIP process begins in December with the release of preliminary estimates of available CIP funds. The CIP budget is funded by a variety of sources, including the General Fund, Gas Tax, Federal and State Grant Funds, Development Impact Fees, Park Development Fees, and Enterprise Funds. Of these funding sources, the General Fund and Gas Tax can be used on the widest array of projects. Other funding sources, such as Development Fees, have specific, legally restricted uses.

In compliance with the City Charter, the City Council holds a public hearing during the first quarter of each calendar year to solicit budget priorities from the community. This year, the public hearing was held on February 9, 2021. Public input is provided to the City Council, City Manager, and staff which evaluates and prioritizes proposed projects based on need and the amount of funding available. The CIP proposed budget is then subjected to numerous reviews; first, by the City Manager's Office, the Board of Public Utilities to review water, local wastewater and subregional projects, then the full City Council for a preliminary review during the May budget study sessions. After the study sessions, the CIP budget is reviewed by the Planning Commission for General Plan consistency and an environmental review, and once again is submitted to the City Council for consideration and approval during the budget hearings in June.

FY 2021-22 CIP

The total proposed budget for the five-year CIP is approximately \$274.4 million. Of this amount, the FY 2021-22 Capital Budget is approximately \$91.3 million. The emphasis in the FY 2021-22 CIP is funding of projects (subject to funding constraints) that can be designed and built in a short

time span to best take advantage of the competitive bidding climate, resulting in lower construction and overall project costs. Additionally, as always, the City continues to actively seek regional, state, and federal grant funding for capital improvement projects.

The Explanation of Capital Budget Funding Sources and Allowable Uses table provides an explanation of each of the funding sources in the Capital Budget with their source, restrictions, and allowable uses noted. The Capital Improvement Program by Sources of Funding table illustrates the various funding sources in the Capital Budget, such as development fees, gas tax, federal funding, enterprise funding, and others.

General Fund Overview

General Fund projects proposed as part of the FY 2021-22 Capital Budget total approximately \$3.1 million. Of this total, \$1.2 million is devoted to facility improvements to provide access for disabled persons in compliance with the Americans with Disabilities Act (ADA) as prioritized by the City's transition plan and consistent with funding levels established for the City's 2009 settlement agreement with the Department of Justice. Cumulative prior funding of this project is approximately \$10 million with estimated total project funding of approximately \$16 million. The other FY 2021-22 projects include Roseland Pavement Maintenance for \$662,000, LED Street Light Replacement for \$600,000, Public Safety Building Generator for \$275,000, Public Safety Building Boiler Line Replacement for \$250,000, Luther Burbank Home & Garden Roof Replacement design for \$101,194, and Pre-Design, Planning, Budget, and GIS Support for \$50,000.

City Council Goals

Annually and early in the calendar year, the City Council and Executive Team meet to establish Council goals and priorities at the City Council Goal Setting Workshops. In 2021, the City Council Goal Setting Workshops did occur, in a virtual meeting environment, as the City continued to respond to the novel coronavirus (COVID-19) pandemic. For the 2021-22 budget year, the City Council identified nine priorities from which goals would be identified and prioritized. The nine priorities, in order, are:

1. COVID-19 Response
2. Homelessness
3. Housing and Affordable Housing
4. Fiscal Stability, Funding and Services
5. Economic Resiliency, including Childcare
6. Climate Change
7. Public Safety Priorities and Reform
8. Organized Diversity, Equity, and Inclusion
9. Government and Council Reforms

Summary of CIP Projects by Department

The two departments that manage most of the nearly \$91.3 million Capital Budget are Santa Rosa Water and Transportation and Public Works. Detailed information about these two departments' proposed CIP budgets immediately follow. The other departments requesting funding this year are the Fire Department, Police Department, and the Finance Department. The Fire Department is proposing \$126,372 for each of three fire station projects: the relocation of Fire Station 8, the new South Santa Rosa Area Fire Station, and Temporary Fire Station 5. The Police Department is proposing \$275,000 for the Public Safety Building Generator and improvements to the building's HVAC system. The Parking Division of the Finance Department is proposing \$1.2 million for repairs in Garage 3 and Garage 9.

Santa Rosa Water

The focus of the Santa Rosa Water Capital Improvement Program is to maintain regulatory compliance, level of service, and to reduce maintenance costs. The Program is funded from demand fees and rate revenue. All demand fee revenue is used to help fund the CIP with the remainder of the program being funded by rates. Demand fees are intended to reflect the estimated reasonable cost of capacity in the systems and fee revenue is used to help pay for capacity needed in the systems to serve new development. Rate revenue is used for repairs, replacing worn out infrastructure and bringing existing infrastructure and appurtenances up to current regulations and standards as necessary.

The Water FY 2021-22 CIP budget is \$13.79 million, up 3% from the \$13.39 million request in FY 2020-21, as set forth in the currently adopted rate plan. 36% of Water CIP funding is allocated to the replacement of water mains and services. 29% is designated for reservoirs. 22% is designated for FEMA Hazard Mitigation Grant Program (HMGP) projects. The remaining 13% of funding is going toward emergency groundwater projects and planning efforts.

The Local Wastewater FY 2021-22 CIP budget is \$12.73 million, up 3% from the \$12.36 million request in FY 2020-21, also commensurate with the currently adopted rate plan. 54.3% of funding is allocated for sewer trunk work. 45.5% is designated for sewer mains and services, with the remaining amount of less than 1% allocated toward planning efforts.

The Subregional FY 2021-22 CIP budget is \$38 million, consisting of bond funding in the amount of \$30 million and cash funding of \$8 million. The \$30 million in bond funding is allocated to the Laguna Treatment Plant UV disinfection system replacement. The cash funding of \$8 million is an increase of \$1 million over 2020-21 appropriations of \$7 million, as agreed to by the Subregional partner agencies. 69% of cash funding is allocated to plant infrastructure. 24% of cash funding is allocated to Subregional planning efforts. The remaining 7% of cash funding is allocated to infrastructure related to the Geysers pipeline.

The Storm Water Enterprise FY 2020-21 CIP budget is \$550,000 this year. Creek restoration project funding includes Lower Colgan Creek Restoration Phase 2, and the Santa Rosa Creek Ecosystem Restoration Project. Storm Drainage project funding includes the Pump Coupling Replacement on 3rd Street, Storm Drainage Master Plan, and Parker Hill Paulin Creek Erosion.

Transportation and Public Works

The Transportation and Public Works Department's Capital Improvement Program budget for FY 2021-22 is \$24.5M, which includes General Fund contributions of \$600K for LED Street Light Replacement, \$101K for the Luther Burbank Home & Gardens Roof Replacement design, and \$662K for Roseland Pavement Maintenance. It should be noted that \$662,000 for Roseland is offset by an equal payment from the County of Sonoma as part of the annexation agreement. Additionally, there is \$1.20M for the annual ADA Facilities Projects.

The emphasis of this year's Transportation and Public Works budget is primarily on street rehabilitation and capacity, pavement maintenance, traffic safety, bicycle and pedestrian safety, LED streetlight replacement, and wooden streetlight pole replacement. Four of the larger projects include Fulton Road Widening from Guerneville Road to Piner Road; Hearn Avenue at Highway 101 Interchange; Highway 101 Bicycle/Pedestrian Overcrossing; and Sonoma Avenue Reconstruction- Farmers Lane to Hahman Drive and E Street to Bobelaine Drive.

Approximately \$11.7M, or 45% of the total Transportation and Public Works CIP request, is related to pavement rehabilitation, which includes full reconstruction, overlay, micro-surface, and slurry seal in addition to basic surface and base repairs. It should be noted that the funding requested is well below the estimated \$17M per year needed to maintain the City streets in an overall condition of "Good", as rated by the City's Pavement Management Program.

Traffic Safety, and Bicycle and Pedestrian projects is another largely funded category with projects related to improving traffic circulation, bicycle and pedestrian safety, and traffic safety. Funding for these projects is \$2.6 million representing approximately 10% of the total budget request. These projects include traffic signal improvements, sidewalk installation, pedestrian signal installations, bicycle lane enhancement, and traffic calming.

The funding allocation request of \$600,000 will complete our multi-year LED Streetlight Replacement project converting approximately 850 specialty high-pressure sodium streetlights and also begin addressing aging wooden streetlights that have been failing and have not yet been converted to LED.

The Department also oversees capital investment for the City's public parks. To facilitate this, the FY 21-22 budget proposes a total of \$4.9M or 18.6% of the total TPW CIP allocated to the four Park Development Fee Zones. Park Development Fees funding will be used for new construction and improvements in each quadrant including \$500,000 going towards A Place To Play. Additionally, the City annually receives approximately \$1.9M through Measure M Parks For All funding, which can be used for capital investment, enhanced maintenance and recreational programming. Council will establish an expenditure plan during FY 2021-22

Conclusion

As in recent years, the FY 2021-22 CIP Budget was developed within the limited financial resources available. Development fees, grants, special sales taxes, and enterprise fund revenues are not adequate to fund all of the necessary infrastructure improvements identified in the City. Staff will continue to pursue grants, but additional funding mechanisms will be needed in the future to adequately fund adopted capital plans and ongoing maintenance of existing and future facilities.



The Capital Improvement Program Investing in Our Community

What is a Capital Improvement Program?

The Capital Improvement Program (CIP) is a five-year planning tool used by the City of Santa Rosa to identify necessary infrastructure improvements and to coordinate the financing and timing of improvements in a way that maximizes the return to the public. The program works as a guide for identifying current and future fiscal year requirements to maintain the City's infrastructure, such as roads, sidewalks, streetlights, sewer and water mains, pipes and manholes, parks, community centers, public pools, parking garages, city buildings, and other infrastructure within the City.

What is the Capital Budget?

The first year of the five-year CIP is called the Capital Budget. The Capital Budget is part of the City's annual budget and it is appropriated to fund specific facilities, equipment, and improvements for the fiscal year. Projects slated to receive funding in years two through five of the program are approved on a planning basis only and do not receive ultimate expenditure authority until they are part of the Capital Budget.

How does the CIP process work?

The CIP process begins in December with the release of preliminary estimates of available CIP funds. Projects are funded by a variety of sources including the General Fund, Gas Tax, Development Fees, Park Development Fees, and Enterprise Fund funding. Of these funding sources, the General Fund and Gas Tax can be used on the widest array of projects. Other funding sources, such as Development Fees, have specific, legally defined uses.

Each year, at the beginning of budget process, the City Council holds a public hearing to solicit budget priorities from the community. Community input and other information provided to the City Council, City Manager, and Department Directors along with specific staff project requests are all considered and prioritized based on need, legal compliance, and available funding. Once all the projects and funding plans are developed, the CIP is subject to several reviews, first by the City Manager's office, then the Board of Public Utilities, Planning Commission, and finally by the City Council in a study session. The Capital Budget is appropriated by the City Council during the annual budget hearings in June.

As noted above, projects scheduled to receive funding in years two through five of the program are approved on a planning basis only and do not receive ultimate expenditure authority until they are part of the Capital Budget. The CIP is a "rolling" process because subsequent year items are moved up one year each new fiscal year. For example, the projects slated for funding in year two of the CIP this year will become next year's Capital Budget. Each project must, however, be reconsidered for inclusion in the Capital Budget and City staff reviews all funding scheduled in the CIP annually as part of the budget process.

**Explanation of Capital Budget
Funding Sources and Allowable Uses**

Funding Source	Revenue Source	Restricted / Unrestricted	Allowable Uses
Capital Facilities Fee Fund	Development Fee	Restricted	Public infrastructure facilities required to serve new development, e.g., street widening, traffic signals, freeway interchanges, bike paths and storm drains
City in-Lieu Fee Fund	Development Fee	Restricted	Sidewalks, Pedestrian Paths, Traffic Signals, and Street Lights
Gas Tax Fund, 2103	Revenue allocated by the State	Restricted	Research, planning, construction, improvement, maintenance, and operation of public streets and highways
Gas Tax Fund, 2105	Revenue allocated by the State	Restricted	Research, planning, construction, improvement, maintenance, and operation of public streets and highways
Gas Tax Fund, 2106	Revenue allocated by the State	Restricted	Research, planning, construction, improvement, maintenance, and operation of public streets and highways
Gas Tax Fund, 2107 and 2107.5	Revenue allocated by the State	Restricted	Research, planning, construction, improvement, maintenance, and operation of public streets and highways
Gas Tax Fund, SB1 Road Maintenance and Rehabilitation Account	Revenue allocated by the State	Restricted	Road maintenance and rehabilitation; Safety projects; Railroad grade separations; Complete street components, including active transportation purposes, pedestrian and bicycle safety projects, transit facilities, and drainage and stormwater capture projects in conjunction with any other allowable project; and Traffic control devices.
General Fund	General taxes and fees	Unrestricted	All uses are allowable
Local Wastewater Utility Fund	Wastewater demand fees; rate payers	Restricted	Local Wastewater system delivery and infrastructure
Measure M – Streets	Sonoma County-wide sales tax for transportation	Restricted	Local street maintenance and improvement; Highway 101 widening; improve interchanges; enhance transit; restore passenger rail; improve bike & pedestrian routes
Measure M – Parks 2019	Sonoma County-wide sales tax for regional parks	Restricted	Support for local parks and recreation; invest in maintenance and safety; improve access to parks, trails and open space preserves; protect natural resources
Park Acquisition & Devt NE Zone 3	Development fee	Restricted	Acquiring/constructing neighborhood and community parks
Park Acquisition & Devt NW Zone 1	Development fee	Restricted	Acquiring/constructing neighborhood and community parks
Park Acquisition & Devt SE Zone 4	Development fee	Restricted	Acquiring/constructing neighborhood and community parks
Park Acquisition & Devt SW Zone 2	Development fee	Restricted	Acquiring/constructing neighborhood and community parks
Parking District Fund	Parking User Fees	Restricted	Operations, maintenance and development of parking
Prop 42 (Traffic Congestion Relief Fund)	Revenue allocated by the State	Restricted	Research, planning, construction, improvement, maintenance, and operation of public streets and highways
Southeast Area Development Impact Fee Fund	Development fee	Restricted	Traffic, storm drainage, sewer, water and public facility improvements
Southwest Area Development Impact Fee Fund	Development fee	Restricted	Traffic, storm drainage, sewer, water and public facility improvements
Storm Water Enterprise Fund	Parcel Assessment	Restricted	Storm drain repair/replacement/maintenance
Storm Water Enterprise-Creek Restoration	Parcel Assessment	Restricted	Creek restoration, creek related projects and storm drain projects
Subregional Wastewater Facility Operations	5 User Agencies	Restricted	Benefit of the Subregional Water Reuse System
Transportation Fund Article III	Revenue allocated by the State	Restricted	Bicycle and pedestrian planning and projects
Utility Impact Fee Fund	Water and Wastewater Enterprise Funds	Restricted	Paving and pavement maintenance to offset the deterioration of streets due to underground water and wastewater utilities
Water Utility Fund	Water demand fees; rate payers	Restricted	Water system delivery and infrastructure

Capital Improvement Program Sources of Funding

Funding Source	Requested Funding 2021-22	for planning purposes only				Total Estimated 5-Year
		Anticipated Request 2022-23	Anticipated Request 2023-24	Anticipated Request 2024-25	Anticipated Request 2025-26	
Capital Facilities Fee Fund	\$2,718,055	\$100,000	\$0	\$0	\$0	\$2,818,055
City In-Lieu Fee Fund	\$460,000	\$0	\$0	\$0	\$0	\$460,000
Gas Tax Fund, 2103	\$738,309	\$635,000	\$735,000	\$635,000	\$510,000	\$3,253,309
Gas Tax Fund, 2105	\$190,065	\$0	\$0	\$0	\$0	\$190,065
Gas Tax Fund, 2106	\$53,529	\$65,000	\$65,000	\$65,000	\$65,000	\$313,529
Gas Tax Fund, 2107 and 2107.5	\$402,173	\$110,000	\$110,000	\$110,000	\$110,000	\$842,173
Gas Tax Fund, SB1	\$3,275,257	\$0	\$0	\$0	\$0	\$3,275,257
General Fund	\$3,138,194	\$1,912,000	\$1,912,000	\$1,912,000	\$1,862,000	\$10,736,194
Local Wastewater Utility Fund	\$12,730,000	\$13,110,000	\$13,500,000	\$13,910,000	\$14,330,000	\$67,580,000
Measure M - Streets	\$700,000	\$1,000,000	\$1,000,000	\$1,000,000	\$1,000,000	\$4,700,000
Measure M - Parks 2019	\$1,859,138	\$0	\$0	\$0	\$0	\$1,859,138
Measure M - Reimbsmt/Billable (effective 1/09)	\$3,000,000	\$0	\$0	\$0	\$0	\$3,000,000
Park Acquisition & Devt NE Zone 3	\$157,259	\$0	\$0	\$0	\$0	\$157,259
Park Acquisition & Devt NW Zone 1	\$1,054,192	\$0	\$0	\$0	\$0	\$1,054,192
Park Acquisition & Devt SE Zone 4	\$1,339,987	\$0	\$0	\$0	\$0	\$1,339,987
Park Acquisition & Devt SW Zone 2	\$465,381	\$0	\$0	\$0	\$0	\$465,381
Parking District Fund	\$1,242,300	\$908,200	\$0	\$822,800	\$1,067,800	\$4,041,100
Prop 42 (Traffic Congestion Relief Fund)	\$645	\$0	\$0	\$0	\$0	\$645
Southeast Area Development Impact Fee Fund	\$113,282	\$0	\$0	\$0	\$0	\$113,282
Southwest Area Development Impact Fees Fund	\$105,161	\$0	\$0	\$0	\$0	\$105,161
Storm Water Enterprise Fund	\$205,000	\$0	\$0	\$0	\$0	\$205,000
Storm Water Enterprise-Creek Restoration	\$525,000	\$75,000	\$275,000	\$75,000	\$75,000	\$1,025,000
Subregional Wastewater Facility Construction	\$30,000,000	\$30,000,000	\$2,600,000	\$0	\$0	\$62,600,000
Subregional Wastewater Facility Operations	\$8,000,000	\$9,000,000	\$10,000,000	\$11,000,000	\$12,000,000	\$50,000,000
Utility Impact Fee Fund	\$5,067,951	\$1,800,000	\$1,800,000	\$1,800,000	\$1,800,000	\$12,267,951
Water Utility Fund	\$13,790,000	\$14,200,000	\$14,630,000	\$15,070,000	\$15,520,000	\$73,210,000
TOTAL CAPITAL BUDGET	\$91,330,878	\$84,915,200	\$46,627,000	\$66,999,800	\$48,339,800	\$338,212,678

 For Council Approval

Years 2-5 are shown for planning purposes only.

This page left blank intentionally

Capital Improvement Program Expenditures by Department

Project Number / Title	2021 - 22 Request	Cumulative Prior Funding	Total Project Funding to Date
Department: Finance			
45020 - Garage 3 Repairs	\$642,300	\$1,394,425	\$2,036,725
45022 - Garage 1 Repairs	\$600,000	\$817,779	\$1,417,779
Finance Department Total	\$1,242,300	\$2,212,204	\$3,454,504
Department: Fire Department			
05054 - New Fire Station- South Santa Rosa	\$126,373	\$1,914,392	\$2,040,765
05094 - Relocation of Fire Station 8	\$126,372	\$4,965,010	\$5,091,382
05096 - Temporary Fire Station 5	\$126,372	\$1,312,587	\$1,438,959
Fire Department Total	\$379,117	\$8,191,989	\$8,571,106
Department: Police Department			
95931 - Public Safety Building Backup Generator	\$275,000	\$0	\$275,000
Police Department Total	\$275,000	\$0	\$275,000
Department: SR Water			
54004 - Storm Water Creek Restoration	\$50,000	\$2,096,183	\$2,146,183
54009 - Santa Rosa Creek Ecosystem Restoration	\$25,000	\$619,781	\$644,781
54024 - Lower Colgan Creek Restoration Phase 2	\$200,000	\$4,822,391	\$5,022,391
54030 - Colgan Creek Restore Phase 3	\$250,000	\$79,000	\$329,000
54031 - Storm Drain Master Plan	\$225,000	\$245,000	\$470,000
55371 - Water Master Plan	\$100,000	\$1,158,000	\$1,258,000
55420 - Water Supply Planning-Urban Water Management Plan	\$200,000	\$2,488,202	\$2,688,202
55511 - Pre-Design - Water	\$60,000	\$1,787,163	\$1,847,163
55574 - Water CIP Contingency	\$1,000,000	\$4,461,868	\$5,461,868
55623 - Water Main Replacement Sherwood Forest Area Phase 1	\$600,000	\$0	\$600,000
55628 - Water Main Replacement Albany/Milano	\$1,300,000	\$960,000	\$2,260,000
55681 - Water Main Replacement: East Haven & Eleanor	\$1,520,000	\$202,000	\$1,722,000
55717 - Water Main Replacement: Elaine to Melita Rd	\$140,000	\$10,180	\$150,180
55736 - Water Main Replacement Terra Linda Buena Vista Miraloma	\$1,400,000	\$1,700,000	\$3,100,000
55758 - Leete Well Rehabilitation	\$500,000	\$110,000	\$610,000
55764 - Seismic Water Quality Upgrades R9 AR16 R17	\$4,000,000	\$2,300,000	\$6,300,000
55772 - Water Facility Generator Replacements-HMG	\$2,970,000	\$2,098,309	\$5,068,309
70524 - Sewer Main Replacement: Sherwood Forest Neighborhood	\$640,000	\$4,529	\$644,529
70549 - Sewer Main Replacement: Mendocino Ave Easement	\$750,000	\$1,230,000	\$1,980,000
70553 - Warranty Punchlist - Sewer	\$25,000	\$444,449	\$469,449
70600 - Sewer Main Replacement: Albany Clement Malano Richmond	\$375,000	\$710,000	\$1,085,000
70709 - Sewer Main Replacement: East Haven and Foothill	\$1,300,000	\$402,000	\$1,702,000
70714 - Sewer Main Replacement: Oakmont Treatment Plant	\$200,000	\$1,920,000	\$2,120,000
70737 - Los Alamos Trunk Replacement: Streamside Dr to Elaine Dr	\$3,000,000	\$6,238,557	\$9,238,557
70738 - Los Alamos Trunk Replacement: Elaine Dr to Melita Rd at Santa Rosa Creek	\$400,000	\$17,022	\$417,022

Project Number / Title	2021 - 22 Request	Cumulative Prior Funding	Total Project Funding to Date
70767 - Cleveland Avenue Sewer Main Abandonment	\$650,000	\$1,250,000	\$1,900,000
70775 - Robles Trunk Lining Phase I	\$2,510,000	\$3,000,000	\$5,510,000
70778 - Santa Rosa Creek at Fulton Lining Repair	\$1,200,000	\$1,415,000	\$2,615,000
70786 - Llano Trunk Lining at Concord	\$400,000	\$50,000	\$450,000
70790 - Robles Trunk Lining Phase2	\$600,000	\$0	\$600,000
70808 - Rock Creek Matanzas Sewer Replacement	\$680,000	\$320,000	\$1,000,000
86458 - Subregional CIP Contingency	\$1,000,000	\$531,042	\$1,531,042
86489 - LTP On-Call Contractor	\$300,000	\$2,251,607	\$2,551,607
86523 - Plant Paving Rehabilitation	\$500,000	\$439,550	\$939,550
86554 - Pine Flat Road Stabilization Measures	\$200,000	\$5,000	\$205,000
86571 - Subregional Mitigation Bank Development	\$400,000	\$1,339,000	\$1,739,000
86572 - LTP Electrical Infrastructure Replacement	\$500,000	\$400,000	\$900,000
86580 - Filter Valves Actuators Phase 2	\$250,000	\$0	\$250,000
86594 - Manhole Rehabilitation Influent Pipes	\$150,000	\$0	\$150,000
86595 - Emergency Generator Fuel Tank Replacement	\$1,000,000	\$495,000	\$1,495,000
86597 - Delta Pond Diffuser Piping Improvements	\$400,000	\$250,000	\$650,000
86610 - Geysers Pipeline Expansion Joints Evaluation Repair	\$40,000	\$2,050,000	\$2,090,000
86615 - Engine Radiator Replacement	\$500,000	\$50,000	\$550,000
86627 - Warranty Punchlist Subregional	\$10,000	\$20,000	\$30,000
86629 - Laguna Treatment Plant Cathodic Protection Improvement	\$200,000	\$0	\$200,000
86631 - Building Demolition Phase 2	\$50,000	\$159,000	\$209,000
86632 - Recycled Water Storage Pond Discharge Outfalls Evaluation	\$200,000	5000	205000
86638 - Disinfection Upgrade-1633	\$21,000,000	5700000	26700000
86639 - Laguna Treatment Plant Onsite Diversion System-1633	\$9,000,000	1500000	10500000
86640 - Aeration Basins and Header Improvements	\$450,000	10000	460000
86641 - Maintenance Building Roof Improvements	\$350,000	10000	360000
86642 - Digester 4 Repair	\$200,000	0	200000
86643 - Barella Levee Pumps Repair	\$300,000	0	300000
86644 - SCR Gas Conditioning Improvements	\$250,000	0	250000
86645 - Bear Canyon Pump Coating	\$300,000	0	300000
86646 - Filter System Improvements	\$200,000	0	200000
86647 - Pond D Incline Pump Replacement	\$250,000	0	250000
Water Department Total	\$65,270,000	\$57,354,833	\$122,624,833

Department: Transportation and Public Works

09578 - A Place to Play	\$500,000	\$12,901,859	\$13,401,859
09595 - Southeast Play Equipment Rehabilitation	\$1,339,987	\$408,282	\$1,748,269
09597 - Northeast Zone Play Equipment	\$157,259	\$961,041	\$1,118,300
09598 - Northwest Zone Play Equipment	\$554,192	\$894,677	\$1,448,869
09708 - ADA Settlement-Facilities Project	\$1,200,000	\$10,034,239	\$11,234,239
09744 - Southwest Zone Play Equipment	\$465,381	\$0	\$465,381
09747 - Luther Burbank Home and Gardens Capital Replacement	\$101,194	\$206,000	\$307,194
09748 - Park Amenities Capital Replacement	\$1,859,138	\$1,560,000	\$3,419,138
17014 - Slurry Seal Selected Streets	\$550,000	\$8,914,772	\$9,464,772
17015 - Sidewalk Program	\$260,000	\$5,557,853	\$5,817,853

Project Number / Title	2021 - 22 Request	Cumulative Prior Funding	Total Project Funding to Date
17016 - Street Overlay - Various Locations	\$50,000	\$14,386,597	\$14,436,597
17017 - Traffic Signal Modification	\$25,000	\$1,914,992	\$1,939,992
17075 - Hearn Avenue at Highway 101 Interchange	\$2,000,000	\$11,373,310	\$13,373,310
17116 - Slurry Seal Preparation & Traffic Control	\$575,000	\$5,941,689	\$6,516,689
17134 - Traffic Safety Projects	\$50,000	\$1,962,412	\$2,012,412
17264 - Yolanda Ave Widening	\$200,000	\$358,235	\$558,235
17293 - Cast In-Place Storm Drain Repair Replace	\$49,096	\$550,300	\$599,396
17305 - Temporary Traffic Calming Devices	\$50,000	\$272,500	\$322,500
17308 - Bicycle Master Plan Project	\$7,000	\$436,777	\$443,777
17379 - Replace Wood Street Light Pole	\$200,000	\$223,922	\$423,922
17381 - Highway 101 Bike Pedestrian Overcrossing	\$1,000,000	\$6,530,393	\$7,530,393
17444 - Fulton-Guerneville Rd-Piner-Widening	\$6,836,801	\$12,523,036	\$19,359,837
17450 - Contract Pavement Preventive Maintenance	\$500,000	\$6,680,221	\$7,180,221
17474 - Santa Rosa Ave Corridor Plan	\$100,000	\$700,334	\$800,334
17476 - Inspection Bridge Assets	\$250,000	\$326,000	\$576,000
17477 - Pre-Design Planning CIP	\$150,000	\$1,571,014	\$1,721,014
17496 - CIP Grant & Environmental Support	\$12,000	\$105,187	\$117,187
17531 - LED Street Light Replacement Program	\$600,000	\$3,060,317	\$3,660,317
17546 - Signal Bike Vehicle Detection Various Locations	\$50,000	\$391,127	\$441,127
17561 - Citywide Green Bike Lane Enhancement	\$70,000	\$112,984	\$182,984
17573 - Roseland Pavement Maintenance	\$662,000	\$2,678,000	\$3,340,000
17579 - Survey Equipment Replacement	\$25,000	\$75,000	\$100,000
17592 - Road Rule 20A Guerneville Rd-Piner Rd	\$125,000	\$359,000	\$484,000
17610 - Sonoma Ave Reconstruction Farmers-Hahman	\$775,000	\$175,000	\$950,000
17638 - Stony Point Road Transportation Corridor	\$100,000	\$150,000	\$250,000
17647 - 3rd St-SMART Path Traffic Signal	\$125,000	\$0	\$125,000
17648 - Corby Ave-Baker Pedestrian Gap Closures	\$105,161	\$0	\$105,161
17649 - TPW CIP Contingency	\$2,105,252	\$822,493	\$2,927,745
17650 - PSB Boiler Line Replacement	\$250,000	\$0	\$250,000
54016 - Materials Lab Equip Replacement	\$10,000	\$209,839	\$219,839
54035 - Parker Hill-Paulin Creek Erosion	\$100,000	\$25,000	\$125,000
54036 - 3rd St Storm Drain Pump Coupling Replacement	\$20,000	\$40,000	\$60,000
Transportation and Public Works Department Total	\$24,164,461	\$115,394,402	\$139,558,863
Total FY 2021-22 CAPITAL BUDGET REQUEST	\$91,330,878	\$183,153,428	\$274,484,306

This page left blank intentionally

Capital Budget

The first year of the Capital Improvement Program (CIP) is called the Capital Budget. The CIP is a comprehensive five-year plan of capital improvement projects which identifies priorities as to need, method of financing, cost, and revenue that will result during the five years. The program is a guide for identifying current and future fiscal year requirements and becomes the basis for determining the annual Capital Budget. Each year when the CIP is reviewed, the program is moved forward one year and the previous second year, as modified after review, becomes the Capital Budget. The City Council appropriates funding for the Capital Budget only; all funding in years two through five of the CIP are approved on a planning basis only.

This page left blank intentionally

Capital Budget By Project

Project Title / Funding Source	Requested Funding 2021 - 2022	Estimated Funding 2023 - 2026	Cumulative Prior Funding	Estimated After 2025 - 2026	Total Project Funding
64 - Master Plans					
55371 - Water Master Plan					
Water Utility Operations	\$100,000	\$1,649,000			
Total 55371	\$100,000	\$1,649,000	\$1,158,000	\$0	\$2,907,000
70516 - Sewer Master Plan					
Local Wastewater Utility Fund	\$0	\$0			
Total 70516	\$0	\$0	\$1,083,847	\$0	\$1,083,847
Total Project 64	\$100,000	\$1,649,000	\$2,241,847	\$0	\$3,990,847
188 - Sherwood Forest Neighborhood - Phase 1					
55623 - WMR Sherwood Forest Area PhI					
Water Utility Operations	\$600,000	\$1,600,000			
Total 55623	\$600,000	\$1,600,000	\$0	\$0	\$2,200,000
70524 - SM Replace: Sherwood Forest Ne					
Local Wastewater Utility Fund	\$640,000	\$1,345,000			
Total 70524	\$640,000	\$1,345,000	\$4,529	\$0	\$1,989,529
Total Project 188	\$1,240,000	\$2,945,000	\$4,529	\$0	\$4,189,529
203 - Albany, Clement and Malano Sewer and Water Replacements					
55628 - WMR Albany/Milano					
Water Utility Operations	\$1,300,000	\$0			
Total 55628	\$1,300,000	\$0	\$960,000	\$0	\$2,260,000
70600 - SMR: Albny Clmnt Milano Rchmnd					
Local Wastewater Utility Fund	\$375,000	\$0			
Total 70600	\$375,000	\$0	\$710,000	\$0	\$1,085,000
Total Project 203	\$1,675,000	\$0	\$1,670,000	\$0	\$3,345,000
242 - Water Supply and Wastewater Planning					
55420 - W Supply PIng-Urban W Mgmt PI					
Water Utility Operations	\$200,000	\$400,000			
Total 55420	\$200,000	\$400,000	\$2,488,202	\$0	\$3,088,202
70669 - Wastewater Planning					
Local Wastewater Utility Fund	\$0	\$225,000			
Total 70669	\$0	\$225,000	\$575,000	\$0	\$800,000
Total Project 242	\$200,000	\$625,000	\$3,063,202	\$0	\$3,888,202
284 - Laguna Treatment Plant Ultraviolet Disinfection Expansion					
86509 - DisinfectionUpgrade-1657					
2014 Wastewater Construction	\$0	\$0			
Total 86509	\$0	\$0	\$4,061,128	\$0	\$4,061,128
86638 - DisinfectionUpgrade-1633					
2020 Subregional Construction	\$21,000,000	\$22,800,000			
Total 86638	\$21,000,000	\$22,800,000	\$5,700,000	\$0	\$49,500,000
86639 - LTPOnsiteDiversionSys-1633					
2020 Subregional Construction	\$9,000,000	\$9,800,000			
Total 86639	\$9,000,000	\$9,800,000	\$1,500,000	\$0	\$20,300,000
Total Project 284	\$30,000,000	\$32,600,000	\$11,261,128	\$0	\$73,861,128
292 - Warranty Punch List					
55505 - Warranty Punchlist - Water					
Water Utility Operations	\$0	\$144,000			
Total 55505	\$0	\$144,000	\$344,847	\$0	\$488,847

70553 - Warranty Punchlist - Sewer						
Local Wastewater Utility Fund		\$25,000	\$100,000			
Total 70553		\$25,000	\$100,000	\$444,449	\$0	\$569,449
86627 - WarrantyPunchListSubregional						
Subregional Waste Operations		\$10,000	\$40,000			
Total 86627		\$10,000	\$40,000	\$20,000	\$0	\$70,000
Total Project 292		\$35,000	\$284,000	\$809,296	\$0	\$1,128,296
327 - Terra Linda and Buena Vista Sewer and Water Replacement - Phase 1						
55736 - WMR Terra Linda Buena Vista Miraloma						
Water Utility Operations		\$1,400,000	\$0			
Total 55736		\$1,400,000	\$0	\$1,700,000	\$0	\$3,100,000
70758 - SMR: Terra Linda And Buena Vista						
Local Wastewater Utility Fund		\$0	\$0			
Total 70758		\$0	\$0	\$1,950,000	\$0	\$1,950,000
Total Project 327		\$1,400,000	\$0	\$3,650,000	\$0	\$5,050,000
509 - CIP Project Contingency						
55574 - Water CIP Contingency						
Water Utility Operations		\$1,000,000	\$4,000,000			
Total 55574		\$1,000,000	\$4,000,000	\$4,461,868	\$0	\$9,461,868
70590 - Local WW CIP Contingency						
Local Wastewater Utility Fund		\$0	\$3,250,000			
Total 70590		\$0	\$3,250,000	\$6,049,791	\$0	\$9,299,791
86458 - Subregional CIP Contingency						
Subregional Waste Operations		\$1,000,000	\$4,000,000			
Total 86458		\$1,000,000	\$4,000,000	\$531,042	\$0	\$5,531,042
Total Project 509		\$2,000,000	\$11,250,000	\$11,042,701	\$0	\$24,292,701
656 - Northwest Play Equipment						
09598 - Northwest Zone Play Equipment						
Park Acquis & Devt NW Zone 1		\$554,192	\$0			
Total 09598		\$554,192	\$0	\$894,677	\$0	\$1,448,869
Total Project 656		\$554,192	\$0	\$894,677	\$0	\$1,448,869
671 - Replace Wood Street Light Poles at Various Locations						
17379 - Replace Wood Street Light Pole						
City In-Lieu Fee Fund		\$200,000	\$0			
Total 17379		\$200,000	\$0	\$223,922	\$0	\$423,922
Total Project 671		\$200,000	\$0	\$223,922	\$0	\$423,922
676 - Yolanda Avenue Widening						
17264 - Yolanda Ave Widening - Santa R						
Utility Impact Fee Fund		\$200,000	\$0			
Total 17264		\$200,000	\$0	\$358,235	\$0	\$558,235
17316 - Yolanda Ave SD Improvements						
Total 17316				\$13,662		\$13,662
Total Project 676		\$200,000	\$0	\$371,897	\$0	\$571,897
682 - Traffic Safety Projects						
17134 - Traffic Safety Projects						
Capital Facilities Fee Fund		\$9,667	\$100,000			
Gas Tax Fund, 2105		\$40,333	\$0			
Total 17134		\$50,000	\$100,000	\$1,962,412	\$0	\$2,112,412
Total Project 682		\$50,000	\$100,000	\$1,962,412	\$0	\$2,112,412
720 - Hearn Ave at Highway 101 - Phase 3 Rebuild Interchange						
17075 - Hearn Avenue at Highway 101 In						

Capital Facilities Fee Fund	\$171,113	\$0			
Utility Impact Fee Fund	\$1,828,887	\$0			
Total 17075	\$2,000,000	\$0	\$11,373,310	\$0	\$13,373,310
Total Project 720	\$2,000,000	\$0	\$11,373,310	\$0	\$13,373,310
744 - Northeast Play Equipment					
09597 - Northeast Zone Play Equipment					
Park Acquis & Devt NE Zone 3	\$157,259	\$0			
Total 09597	\$157,259	\$0	\$961,041	\$0	\$1,118,300
Total Project 744	\$157,259	\$0	\$961,041	\$0	\$1,118,300
745 - Santa Rosa Creek Ecosystem Restoration Project					
54009 - Santa Rosa Creek Ecosystem Res					
Storm Water -Creek Restoration	\$25,000	\$100,000			
Total 54009	\$25,000	\$100,000	\$619,781	\$0	\$744,781
Total Project 745	\$25,000	\$100,000	\$619,781	\$0	\$744,781
769 - Highway 101 Bike/Pedestrian Overcrossing					
17381 - Highway 101 Bike/Pedestrian Ov					
Capital Facilities Fee Fund	\$1,000,000	\$0			
State Grants Fund	\$0	\$32,600,000			
Total 17381	\$1,000,000	\$32,600,000	\$6,530,393	\$0	\$40,130,393
Total Project 769	\$1,000,000	\$32,600,000	\$6,530,393	\$0	\$40,130,393
770 - Storm Water Creek Restoration Projects					
54004 - Storm Water Creek Restoration					
Storm Water -Creek Restoration	\$50,000	\$400,000			
Total 54004	\$50,000	\$400,000	\$2,096,183	\$0	\$2,546,183
Total Project 770	\$50,000	\$400,000	\$2,096,183	\$0	\$2,546,183
1165 - Sidewalk Program					
17015 - Sidewalk Program					
City In-Lieu Fee Fund	\$260,000	\$0			
Total 17015	\$260,000	\$0	\$5,557,853	\$0	\$5,817,853
Total Project 1165	\$260,000	\$0	\$5,557,853	\$0	\$5,817,853
1166 - Slurry Seal Preparation and Traffic Control					
17116 - SlurrySealPrep&Traffic Control					
Utility Impact Fee Fund	\$575,000	\$1,200,000			
Total 17116	\$575,000	\$1,200,000	\$5,941,689	\$300,000	\$8,016,689
Total Project 1166	\$575,000	\$1,200,000	\$5,941,689	\$300,000	\$8,016,689
1178 - Fulton Rd from Guerneville Rd to Piner Rd - Widen to Four Lanes					
17444 - Fulton-GrnvilleRd-Piner-Widen					
County Measure M-Grants	\$3,000,000	\$0			
Gas Tax Fund, 2103	\$250,260	\$0			
Gas Tax Fund, SB1	\$3,275,257	\$0			
Utility Impact Fee Fund	\$311,284	\$0			
Total 17444	\$6,836,801	\$0	\$12,523,036	\$0	\$19,359,837
Total Project 1178	\$6,836,801	\$0	\$12,523,036	\$0	\$19,359,837
1193 - Traffic Signal Modification					
17017 - Traffic Signal Modification					
Capital Facilities Fee Fund	\$25,000	\$0			
Total 17017	\$25,000	\$0	\$1,914,992	\$0	\$1,939,992
Total Project 1193	\$25,000	\$0	\$1,914,992	\$0	\$1,939,992
1211 - Street Overlay					
17016 - Street Overlay - Various Locat					
Gas Tax Fund, 2107 & 2107.5	\$50,000	\$200,000			

Total 17016	\$50,000	\$200,000	\$14,386,597	\$0	\$14,636,597
Total Project 1211	\$50,000	\$200,000	\$14,386,597	\$0	\$14,636,597
1521 - Mendocino Ave Easement South of Dawson Rd Sewer Main Replacement					
70549 - SM Replace: Mendocino Ave Ease					
Local Wastewater Utility Fund	\$750,000	\$0			
Total 70549	\$750,000	\$0	\$1,230,000	\$0	\$1,980,000
Total Project 1521	\$750,000	\$0	\$1,230,000	\$0	\$1,980,000
1522 - Materials Lab Equipment Replacement					
54016 - Materials Lab Equip Rplcmnt					
Gas Tax Fund, 2103	\$10,000	\$40,000			
Total 54016	\$10,000	\$40,000	\$209,839	\$0	\$259,839
Total Project 1522	\$10,000	\$40,000	\$209,839	\$0	\$259,839
1532 - ADA - Department of Justice Settlement					
09708 - ADA Settlement-Facilities Proj					
General Fund	\$1,200,000	\$4,800,000			
Total 09708	\$1,200,000	\$4,800,000	\$10,034,239	\$0	\$16,034,239
17454 - ADA-DOJ Pedestrian Ramps					
Capital Facilities Fee Fund	\$0	\$0			
Total 17454	\$0	\$0	\$919,173	\$0	\$919,173
Total Project 1532	\$1,200,000	\$4,800,000	\$10,953,412	\$0	\$16,953,412
1549 - Inspection of Bridge Assets: Structural Crossings					
17476 - Insp Bridge Assets-Strct X					
Capital Facilities Fee Fund	\$33,333	\$0			
Gas Tax Fund, 2103	\$216,667	\$0			
Total 17476	\$250,000	\$0	\$326,000	\$0	\$576,000
Total Project 1549	\$250,000	\$0	\$326,000	\$0	\$576,000
1620 - Santa Rosa Ave Corridor Plan					
17474 - Santa Rosa Ave Corridor Plan					
Utility Impact Fee Fund	\$100,000	\$0			
Total 17474	\$100,000	\$0	\$700,334	\$0	\$800,334
Total Project 1620	\$100,000	\$0	\$700,334	\$0	\$800,334
1641 - Pre Design, Planning, Budget, GIS Support					
17477 - Pre Design Planning CIP					
Gas Tax Fund, 2103	\$46,000	\$300,000			
Gas Tax Fund, 2107 & 2107.5	\$54,000	\$0			
General Fund	\$50,000	\$150,000			
Total 17477	\$150,000	\$450,000	\$1,571,014	\$0	\$2,171,014
55511 - Pre-Design - Water					
Water Utility Operations	\$60,000	\$760,000			
Total 55511	\$60,000	\$760,000	\$1,787,163	\$0	\$2,607,163
70556 - Pre-Dsgn,Plng,Bud&GIS-Sewer					
Local Wastewater Utility Fund	\$0	\$400,000			
Total 70556	\$0	\$400,000	\$2,393,130	\$0	\$2,793,130
Total Project 1641	\$210,000	\$1,610,000	\$5,751,307	\$0	\$7,571,307
1671 - Bicycle Master Plan Project					
17308 - Bicycle Master Plan Project					
Gas Tax Fund, 2107 & 2107.5	\$7,000	\$0			
Total 17308	\$7,000	\$0	\$436,777	\$0	\$443,777
Total Project 1671	\$7,000	\$0	\$436,777	\$0	\$443,777
1684 - E Haven Dr Sewer and Water Improvements - Eleanor Ave to E Foothill Dr					
55681 - WMR:EastHaven&Eleanor					

Water Utility Operations		\$1,520,000	\$0			
	Total 55681	\$1,520,000	\$0	\$202,000	\$0	\$1,722,000
70709 - SMR:EastHavenAndFoothill						
Local Wastewater Utility Fund		\$1,300,000	\$0			
	Total 70709	\$1,300,000	\$0	\$402,000	\$0	\$1,702,000
	Total Project 1684	\$2,820,000	\$0	\$604,000	\$0	\$3,424,000
1726 - CIP Grant and Environmental Support						
17496 - CIP Grant & Envrnmtl Support						
Gas Tax Fund, 2103		\$12,000	\$0			
	Total 17496	\$12,000	\$0	\$105,187	\$0	\$117,187
	Total Project 1726	\$12,000	\$0	\$105,187	\$0	\$117,187
1776 - A Place to Play						
09578 - A Place to Play						
Park Acquis & Devt NW Zone 1		\$500,000	\$0			
	Total 09578	\$500,000	\$0	\$12,901,859	\$0	\$13,401,859
	Total Project 1776	\$500,000	\$0	\$12,901,859	\$0	\$13,401,859
1785 - Temporary Traffic Calming Devices						
17305 - Temporary Traffic Calming Devi						
Gas Tax Fund, 2107 & 2107.5		\$50,000	\$0			
	Total 17305	\$50,000	\$0	\$272,500	\$0	\$322,500
	Total Project 1785	\$50,000	\$0	\$272,500	\$0	\$322,500
1805 - Oakmont Treatment Plant Sewer Trunk Relocation						
70714 - SMR:OakmontTreatmentPlant						
Local Wastewater Utility Fund		\$200,000	\$0			
	Total 70714	\$200,000	\$0	\$1,920,000	\$0	\$2,120,000
	Total Project 1805	\$200,000	\$0	\$1,920,000	\$0	\$2,120,000
1841 - South Santa Rosa Area Fire Station						
05054 - New Fire Station-SoSanta Rosa						
Capital Facilities Fee Fund		\$126,373	\$0			
	Total 05054	\$126,373	\$0	\$1,914,392	\$0	\$2,040,765
	Total Project 1841	\$126,373	\$0	\$1,914,392	\$0	\$2,040,765
1842 - LED Street Light Replacement Program						
17531 - LED Street Light Rplcmnt Prog						
General Fund		\$600,000	\$0			
	Total 17531	\$600,000	\$0	\$3,060,317	\$0	\$3,660,317
	Total Project 1842	\$600,000	\$0	\$3,060,317	\$0	\$3,660,317
1900 - Signal Bike/Vehicle Detection - Project Related, as Requested						
17546 - Signal BikeVeh Detect Various						
Gas Tax Fund, 2107 & 2107.5		\$50,000	\$0			
	Total 17546	\$50,000	\$0	\$391,127	\$0	\$441,127
	Total Project 1900	\$50,000	\$0	\$391,127	\$0	\$441,127
1903 - Los Alamos Trunk Replacement: Streamside Dr to Elaine Dr						
55716 - WMR: Streamside to Elaine						
Water Utility Operations		\$0	\$0			
	Total 55716	\$0	\$0	\$255,000	\$0	\$255,000
70737 - LosAlamosTR:StreamsideToElain						
Local Wastewater Utility Fund		\$3,000,000	\$0			
	Total 70737	\$3,000,000	\$0	\$6,238,557	\$0	\$9,238,557
	Total Project 1903	\$3,000,000	\$0	\$6,493,557	\$0	\$9,493,557
1904 - Los Alamos Trunk Replacement: Elaine Dr to Melita Rd at Santa Rosa Creek						
55717 - WMR: Elaine to Melita Rd						

Water Utility Operations		\$140,000	\$0			
Total 55717		\$140,000	\$0	\$10,180	\$0	\$150,180
70738 - LosAlamosTR:ElainetoMelita						
Local Wastewater Utility Fund		\$400,000	\$6,400,000			
Total 70738		\$400,000	\$6,400,000	\$17,022	\$0	\$6,817,022
Total Project 1904		\$540,000	\$6,400,000	\$27,202	\$0	\$6,967,202
1924 - Lower Colgan Creek Restoration - Phase 2						
54024 - LwrColganCreek Rest.Phase 2						
Storm Water -Creek Restoration		\$200,000	\$0			
Total 54024		\$200,000	\$0	\$4,822,391	\$0	\$5,022,391
Total Project 1924		\$200,000	\$0	\$4,822,391	\$0	\$5,022,391
1946 - Lower Colgan Creek Restoration Phase 3						
54030 - Colgan Creek Restore Phase3						
Storm Water -Creek Restoration		\$250,000	\$0			
Total 54030		\$250,000	\$0	\$79,000	\$0	\$329,000
Total Project 1946		\$250,000	\$0	\$79,000	\$0	\$329,000
1973 - Pine Flat Road Stabilization Measures						
86554 - PineFlatRdStabilizationMeas						
Subregional Waste Operations		\$200,000	\$320,000			
Total 86554		\$200,000	\$320,000	\$5,000	\$0	\$525,000
Total Project 1973		\$200,000	\$320,000	\$5,000	\$0	\$525,000
2025 - Stony Point Rd Active Transportation Center						
17638 - StonyPointRdTransportCorridor						
Capital Facilities Fee Fund		\$100,000	\$0			
Total 17638		\$100,000	\$0	\$150,000	\$0	\$250,000
Total Project 2025		\$100,000	\$0	\$150,000	\$0	\$250,000
2041 - Cleveland Ave and 7th Street Lateral Installation and Sewer Main Abandonment						
70767 - ClevelandAveSewerMain Abndnmnt						
Local Wastewater Utility Fund		\$650,000	\$0			
Total 70767		\$650,000	\$0	\$1,250,000	\$0	\$1,900,000
Total Project 2041		\$650,000	\$0	\$1,250,000	\$0	\$1,900,000
2046 - Subregional Mitigation Bank Development						
86571 - Subr Mitigation Bank Dvlpmt						
Subregional Waste Operations		\$400,000	\$2,550,000			
Total 86571		\$400,000	\$2,550,000	\$1,339,000	\$0	\$4,289,000
Total Project 2046		\$400,000	\$2,550,000	\$1,339,000	\$0	\$4,289,000
2050 - Laguna Treatment Plant Electrical Infrastructure Replacement						
86572 - LTP ElectricalInfrstrctreRepl						
Subregional Waste Operations		\$500,000	\$3,400,000			
Total 86572		\$500,000	\$3,400,000	\$400,000	\$0	\$4,300,000
Total Project 2050		\$500,000	\$3,400,000	\$400,000	\$0	\$4,300,000
2063 - Storm Drain Master Plan						
54031 - Storm Drain Master Plan						
Capital Facilities Fee Fund		\$120,000	\$0			
Storm Water Enterprise Fund		\$105,000	\$0			
Total 54031		\$225,000	\$0	\$245,000	\$0	\$470,000
Total Project 2063		\$225,000	\$0	\$245,000	\$0	\$470,000
2066 - Citywide Green Bike Lane Transition Enhancements						
17561 - CitywideGreenBikeLaneTransEnha						
Capital Facilities Fee Fund		\$70,000	\$0			
Total 17561		\$70,000	\$0	\$112,984	\$0	\$182,984

Total Project 2066	\$70,000	\$0	\$112,984	\$0	\$182,984
2096 - Replacement of Filter Valves and Actuators Phase II					
86580 - FilterValvesActrsPhase2					
Subregional Waste Operations	\$250,000	\$1,180,000			
Total 86580	\$250,000	\$1,180,000	\$0	\$0	\$1,430,000
Total Project 2096	\$250,000	\$1,180,000	\$0	\$0	\$1,430,000
2113 - Roseland Pavement Maintenance					
17573 - Roseland Pavement Maintenance					
General Fund	\$662,000	\$2,648,000			
Total 17573	\$662,000	\$2,648,000	\$2,678,000	\$0	\$5,988,000
Total Project 2113	\$662,000	\$2,648,000	\$2,678,000	\$0	\$5,988,000
2114 - Robles Trunk Lining Phase 1					
70775 - Robles Trunk Lining Phase I					
Local Wastewater Utility Fund	\$2,510,000	\$0			
Total 70775	\$2,510,000	\$0	\$3,000,000	\$0	\$5,510,000
Total Project 2114	\$2,510,000	\$0	\$3,000,000	\$0	\$5,510,000
2115 - Robles Trunk Lining Phase 2					
70790 - RoblesTrunkLiningPhase2					
Local Wastewater Utility Fund	\$600,000	\$5,200,000			
Total 70790	\$600,000	\$5,200,000	\$0	\$0	\$5,800,000
Total Project 2115	\$600,000	\$5,200,000	\$0	\$0	\$5,800,000
2117 - S Fulton Trunk Sewer Repair - Fulton Rd at Santa Rosa Crk					
70778 - SRCreekAtFultonLiningRepair					
Local Wastewater Utility Fund	\$1,200,000	\$0			
Total 70778	\$1,200,000	\$0	\$1,415,000	\$0	\$2,615,000
Total Project 2117	\$1,200,000	\$0	\$1,415,000	\$0	\$2,615,000
2121 - Leete Well Rehabilitation					
55758 - LeeteWellRehabilitation					
Water Utility Operations	\$500,000	\$2,000,000			
Total 55758	\$500,000	\$2,000,000	\$110,000	\$0	\$2,610,000
Total Project 2121	\$500,000	\$2,000,000	\$110,000	\$0	\$2,610,000
2125 - Relocation of Fire Station 8					
05094 - Relocation of Fire Station 8					
Capital Facilities Fee Fund	\$126,372	\$0			
Total 05094	\$126,372	\$0	\$4,965,010	\$0	\$5,091,382
Total Project 2125	\$126,372	\$0	\$4,965,010	\$0	\$5,091,382
2127 - Survey Team Equipment Replacement					
17579 - Survey Equipment Replacement					
Gas Tax Fund, 2103	\$25,000	\$175,000			
Total 17579	\$25,000	\$175,000	\$75,000	\$0	\$275,000
Total Project 2127	\$25,000	\$175,000	\$75,000	\$0	\$275,000
2139 - Parker Hill Rd and Paulin Creek Erosion Repair					
54035 - Parker Hill-Paulin Crk Erosion					
Storm Water Enterprise Fund	\$100,000	\$0			
Total 54035	\$100,000	\$0	\$25,000	\$0	\$125,000
Total Project 2139	\$100,000	\$0	\$25,000	\$0	\$125,000
2140 - Corrugated Metal Pipe Replacement- Various Locations					
17293 - Cast In-Place SD Repair/Replac					
Capital Facilities Fee Fund	\$49,096	\$0			
Total 17293	\$49,096	\$0	\$550,300	\$0	\$599,396

Total Project 2140	\$49,096	\$0	\$550,300	\$0	\$599,396
2141 - 3rd St Storm Drain Pump Coupling Replacement					
54036 - 3rd St SD PumpCoupling Replace					
Capital Facilities Fee Fund	\$20,000	\$0			
Total 54036	\$20,000	\$0	\$40,000	\$0	\$60,000
Total Project 2141	\$20,000	\$0	\$40,000	\$0	\$60,000
2156 - Llano Trunk Lining Near Concord Ave					
70786 - LlanoTrkLngAtConcord					
Local Wastewater Utility Fund	\$400,000	\$5,100,000			
Total 70786	\$400,000	\$5,100,000	\$50,000	\$0	\$5,550,000
Total Project 2156	\$400,000	\$5,100,000	\$50,000	\$0	\$5,550,000
2170 - Manhole Rehabilitation and Coating of Influent Suction Pipes					
86594 - ManholeRehabInfluentPipes					
Subregional Waste Operations	\$150,000	\$1,500,000			
Total 86594	\$150,000	\$1,500,000	\$0	\$0	\$1,650,000
Total Project 2170	\$150,000	\$1,500,000	\$0	\$0	\$1,650,000
2183 - Temporary Fire Station 5, 3480 Parker Hill Road					
05096 - Temp Fire Sta 5					
Capital Facilities Fee Fund	\$126,372	\$0			
Total 05096	\$126,372	\$0	\$1,312,587	\$0	\$1,438,959
Total Project 2183	\$126,372	\$0	\$1,312,587	\$0	\$1,438,959
2192 - Emergency Generator Fuel Tank Replacement					
86595 - EmerGenFuelTankReplacement					
Subregional Waste Operations	\$1,000,000	\$0			
Total 86595	\$1,000,000	\$0	\$495,000	\$0	\$1,495,000
Total Project 2192	\$1,000,000	\$0	\$495,000	\$0	\$1,495,000
2195 - LTP Plant Paving – Various Locations					
86523 - PlantPavingRehabilitation					
Subregional Waste Operations	\$500,000	\$0			
Total 86523	\$500,000	\$0	\$439,550	\$0	\$939,550
Total Project 2195	\$500,000	\$0	\$439,550	\$0	\$939,550
2200 - Delta Pond Diffuser Piping Improvements					
86597 - DeltaPondDiffPipingImpvmts					
Subregional Waste Operations	\$400,000	\$0			
Total 86597	\$400,000	\$0	\$250,000	\$0	\$650,000
Total Project 2200	\$400,000	\$0	\$250,000	\$0	\$650,000
2202 - Road Rule 20A- Guerneville Rd to Piner Rd					
17592 - Road Rule 20A GrnvRd-PinerRd					
Capital Facilities Fee Fund	\$125,000	\$0			
Total 17592	\$125,000	\$0	\$359,000	\$0	\$484,000
Total Project 2202	\$125,000	\$0	\$359,000	\$0	\$484,000
2212 - Seismic and Water Quality Upgrades for Reservoirs R9A, R16 and R17					
55764 - SeismicWQUpgadesR9AR16R17					
Water Utility Operations	\$4,000,000	\$8,000,000			
Total 55764	\$4,000,000	\$8,000,000	\$2,300,000	\$0	\$14,300,000
Total Project 2212	\$4,000,000	\$8,000,000	\$2,300,000	\$0	\$14,300,000
2243 - Geysers Pipeline Expansion Joints Evaluation and Repair					
86610 - GysrsPipelnExpJntsEvalRepair					
Subregional Waste Operations	\$40,000	\$0			
Total 86610	\$40,000	\$0	\$2,050,000	\$0	\$2,090,000

Total Project 2243		\$40,000	\$0	\$2,050,000	\$0	\$2,090,000
2250 - Santa Rosa Water Reuse System On-Call Phase 5						
86489 - LTP On-Call Contractor						
Subregional Waste Operations		\$300,000	\$600,000			
Total 86489		\$300,000	\$600,000	\$2,251,607	\$0	\$3,151,607
Total Project 2250		\$300,000	\$600,000	\$2,251,607	\$0	\$3,151,607
2256 - Backup Generators - Water and Wastewater Facilities						
55772 - WaterFacGenReplacements-HMG						
Water Utility Operations		\$2,970,000	\$0			
Total 55772		\$2,970,000	\$0	\$2,098,309	\$0	\$5,068,309
70795 - WWFacGenReplacements-HMG						
Local Wastewater Utility Fund		\$0	\$0			
Total 70795		\$0	\$0	\$2,785,023	\$0	\$2,785,023
Total Project 2256		\$2,970,000	\$0	\$4,883,332	\$0	\$7,853,332
2261 - Sonoma Ave Pavement Rehabilitation- Farmers Ln to Hahman Dr						
17610 - SonomaAveReconstFarmers-Hahman						
Capital Facilities Fee Fund		\$43,766	\$0			
Southeast Area Development Imp		\$113,282	\$0			
Utility Impact Fee Fund		\$617,952	\$0			
Total 17610		\$775,000	\$0	\$175,000	\$0	\$950,000
Total Project 2261		\$775,000	\$0	\$175,000	\$0	\$950,000
2268 - Engine Radiators Replacement						
86615 - EngineRadiatorReplacement						
Subregional Waste Operations		\$500,000	\$0			
Total 86615		\$500,000	\$0	\$50,000	\$0	\$550,000
Total Project 2268		\$500,000	\$0	\$50,000	\$0	\$550,000
2281 - Park Amenities Capital Replacement						
09748 - Park Amenities Cap Replacement						
Measure M - Parks 2019		\$1,859,138	\$0			
Total 09748		\$1,859,138	\$0	\$1,560,000	\$0	\$3,419,138
Total Project 2281		\$1,859,138	\$0	\$1,560,000	\$0	\$3,419,138
2290 - Rock Creek and Matanzas Water and Sewer Main Replacement						
55783 - RockCrkMatanzasWaterRplmnt						
Water Utility Operations		\$0	\$0			
Total 55783		\$0	\$0	\$4,110,000	\$0	\$4,110,000
70808 - RockCrkMatanzasSewerRplmnt						
Local Wastewater Utility Fund		\$680,000	\$0			
Total 70808		\$680,000	\$0	\$320,000	\$0	\$1,000,000
Total Project 2290		\$680,000	\$0	\$4,430,000	\$0	\$5,110,000
2321 - 3rd St at SMART Multi-Use Pathway Crossing- Traffic Signal						
17647 - 3rdSt-SMART Path TrafficSignal						
Capital Facilities Fee Fund		\$125,000	\$0			
Total 17647		\$125,000	\$0	\$0	\$0	\$125,000
Total Project 2321		\$125,000	\$0	\$0	\$0	\$125,000
2322 - Corby Ave Between Baker Ave and Cottonwood Dr Pedestrian Gap Closures						
17648 - CorbyAve-Baker PedGapClosures						
Southwest Area Development Imp		\$105,161	\$0			
Total 17648		\$105,161	\$0	\$0	\$0	\$105,161
Total Project 2322		\$105,161	\$0	\$0	\$0	\$105,161
2331 - LTP Cathodic Protection Improvements						
86629 - LTPCathodicProtectionImproveme						

Subregional Waste Operations		\$200,000	\$250,000			
	Total 86629	\$200,000	\$250,000	\$0	\$0	\$450,000
	Total Project 2331	\$200,000	\$250,000	\$0	\$0	\$450,000
2335 - Southeast Play Equipment						
09595 - Southeast Play Equip Rehab						
	Park Acquis & Devt SE Zone 4	\$1,339,987	\$0			
	Total 09595	\$1,339,987	\$0	\$408,282	\$0	\$1,748,269
	Total Project 2335	\$1,339,987	\$0	\$408,282	\$0	\$1,748,269
2341 - Building Demolition - Various Locations, Phase 2						
86631 - BuildingDemoPhase2						
	Subregional Waste Operations	\$50,000	\$0			
	Total 86631	\$50,000	\$0	\$159,000	\$0	\$209,000
	Total Project 2341	\$50,000	\$0	\$159,000	\$0	\$209,000
2343 - Recycled Water Storage Ponds and Discharge Outfalls Evaluation						
86632 - RcyclWaterStgPndDischOutflEval						
	Subregional Waste Operations	\$200,000	\$0			
	Total 86632	\$200,000	\$0	\$5,000	\$0	\$205,000
	Total Project 2343	\$200,000	\$0	\$5,000	\$0	\$205,000
2356 - Annual Slurry Seal 2021						
17014 - Slurry Seal Selected Streets						
	Measure M	\$550,000	\$2,000,000			
	Total 17014	\$550,000	\$2,000,000	\$8,914,772	\$0	\$11,464,772
	Total Project 2356	\$550,000	\$2,000,000	\$8,914,772	\$0	\$11,464,772
2357 - Contract Pavement Preventive Maintenance 2021						
17450 - Contract Pvmt Preventive Maint						
	Measure M	\$150,000	\$2,000,000			
	Utility Impact Fee Fund	\$350,000	\$0			
	Total 17450	\$500,000	\$2,000,000	\$6,680,221	\$0	\$9,180,221
	Total Project 2357	\$500,000	\$2,000,000	\$6,680,221	\$0	\$9,180,221
2363 - TPW CIP Contingency						
17649 - TPW CIP Contingency						
	Capital Facilities Fee Fund	\$446,963	\$0			
	Gas Tax Fund, 2103	\$178,382	\$2,000,000			
	Gas Tax Fund, 2105	\$149,732	\$0			
	Gas Tax Fund, 2106	\$53,529	\$260,000			
	Gas Tax Fund, 2107 & 2107.5	\$191,173	\$240,000			
	Traffic Congestion Relief Fund	\$645	\$0			
	Utility Impact Fee Fund	\$1,084,828	\$6,000,000			
	Total 17649	\$2,105,252	\$8,500,000	\$822,493	\$1,675,000	\$13,102,745
	Total Project 2363	\$2,105,252	\$8,500,000	\$822,493	\$1,675,000	\$13,102,745
2364 - Southwest Zone Play Equipment						
09744 - SW Zone Play Equipment						
	Park Acquis & Devt SW Zone 2	\$465,381	\$0			
	Total 09744	\$465,381	\$0	\$0	\$0	\$465,381
	Total Project 2364	\$465,381	\$0	\$0	\$0	\$465,381
2366 - Aeration Basins and Header Improvements						
86640 - AerationBasinsAerHdglmprmnts						
	Subregional Waste Operations	\$450,000	\$1,500,000			
	Total 86640	\$450,000	\$1,500,000	\$10,000	\$0	\$1,960,000
	Total Project 2366	\$450,000	\$1,500,000	\$10,000	\$0	\$1,960,000
2367 - Maintenance Building Roof Improvements						

86641 - MaintBuildingRoofImprovemmts						
Subregional Waste Operations		\$350,000	\$0			
Total 86641		\$350,000	\$0	\$10,000	\$0	\$360,000
Total Project 2367		\$350,000	\$0	\$10,000	\$0	\$360,000
2368 - Digester 4 Repair						
86642 - Digester4Repair						
Subregional Waste Operations		\$200,000	\$0			
Total 86642		\$200,000	\$0	\$0	\$0	\$200,000
Total Project 2368		\$200,000	\$0	\$0	\$0	\$200,000
2369 - Biosolids Land Application Properties Improvements						
86643 - BarellaLeveePumpsRepair						
Subregional Waste Operations		\$300,000	\$2,000,000			
Total 86643		\$300,000	\$2,000,000	\$0	\$0	\$2,300,000
Total Project 2369		\$300,000	\$2,000,000	\$0	\$0	\$2,300,000
2370 - SCR and Gas Conditioning Improvements						
86644 - SCRReplcmntGasCondImprmnts						
Subregional Waste Operations		\$250,000	\$1,000,000			
Total 86644		\$250,000	\$1,000,000	\$0	\$0	\$1,250,000
Total Project 2370		\$250,000	\$1,000,000	\$0	\$0	\$1,250,000
2371 - Bear Canyon Pump Coating						
86645 - BearCanyonPumpCoating						
Subregional Waste Operations		\$300,000	\$0			
Total 86645		\$300,000	\$0	\$0	\$0	\$300,000
Total Project 2371		\$300,000	\$0	\$0	\$0	\$300,000
2372 - Pond D Incline Pump Replacement						
86647 - PondDInclinePumpReplacement						
Subregional Waste Operations		\$250,000	\$0			
Total 86647		\$250,000	\$0	\$0	\$0	\$250,000
Total Project 2372		\$250,000	\$0	\$0	\$0	\$250,000
2373 - Rohnert Park Filter System Improvements						
86646 - RPFilterSysImprovements						
Subregional Waste Operations		\$200,000	\$0			
Total 86646		\$200,000	\$0	\$0	\$0	\$200,000
Total Project 2373		\$200,000	\$0	\$0	\$0	\$200,000
2379 - Parking Garage Maintenance 2021- Garage #1 & #3						
45020 - Garage 3 Repairs						
Parking District Fund		\$642,300	\$838,200			
Total 45020		\$642,300	\$838,200	\$1,394,425	\$192,500	\$3,067,425
45022 - Garage 1 Repairs						
Parking District Fund		\$600,000	\$1,052,400			
Total 45022		\$600,000	\$1,052,400	\$817,779	\$342,600	\$2,812,779
Total Project 2379		\$1,242,300	\$1,890,600	\$2,212,204	\$535,100	\$5,880,204
2382 - Public Safety Building Generator Replacement						
95931 - PSB Backup Generator						
General Fund		\$275,000	\$0			
Total 95931		\$275,000	\$0	\$0	\$0	\$275,000
Total Project 2382		\$275,000	\$0	\$0	\$0	\$275,000
2388 - Public Safety Building Boiler Line Replacement						
17650 - PSB Boiler Line Replacement						
General Fund		\$250,000	\$0			
Total 17650		\$250,000	\$0	\$0	\$0	\$250,000

	Total Project 2388	\$250,000	\$0	\$0	\$0	\$250,000
09747 - LBHG Cap Replacement						
General Fund		\$101,194	\$0			
	Total 09747	\$101,194	\$0	\$206,000	\$0	\$307,194
	Report Totals	\$91,330,878	\$148,616,600	\$207,694,029	\$2,510,100	\$450,151,607

How to Read Detailed Project Descriptions

Below please find explanations of the different components of the detailed project information and on the next few pages please see an example and descriptions of the Project Icons.

Project Icons: Symbols showing the project's components so the reader can tell at a glance the purpose of the project. Please see descriptions for more information.

Project Name and ID: The project's name and tracking number.

Project Status: New, continuing, etc.

Project Description: A description of the purpose of the project.

Project Map: If applicable, a map showing the location of the project within the city.

Project Contact: The City staff member assigned to the project.

Estimated Construction: The estimated year in which construction is scheduled to commence.

Cumulative Prior Funding: Total amount of funding received in prior years.

Estimated Funding After 2025/26: Estimated total amount of funding needed after Year 5 of the current CIP.

Total 5-Year Funding: Total amount of funding in the current 5 year CIP.

Total Project Funding: Total amount of prior, current, and future funding for project.

Funding Information:

Funding Source: Each account that funds the project and the funding sources within that account.

Requested Funding FY 21/22: Funding requested in the first year of the CIP that is appropriated by the City Council annually.

*BPU Recommendations apply to Water, Wastewater and Subregional enterprise funded projects that are under the purview of the City's Board of Public Utilities (BPU).

Anticipated Requests: Estimated anticipated funding needed in years 2-5 of the CIP; shown for planning purposes only.

Total 5-Year Funding: Total funding for the 5-year CIP.

Future Funding: Estimated anticipated funding needed after the 5-year CIP; shown for planning purposes only.

Symbols showing the project's components; please see Project Detail Icons Legend for explanation of symbols

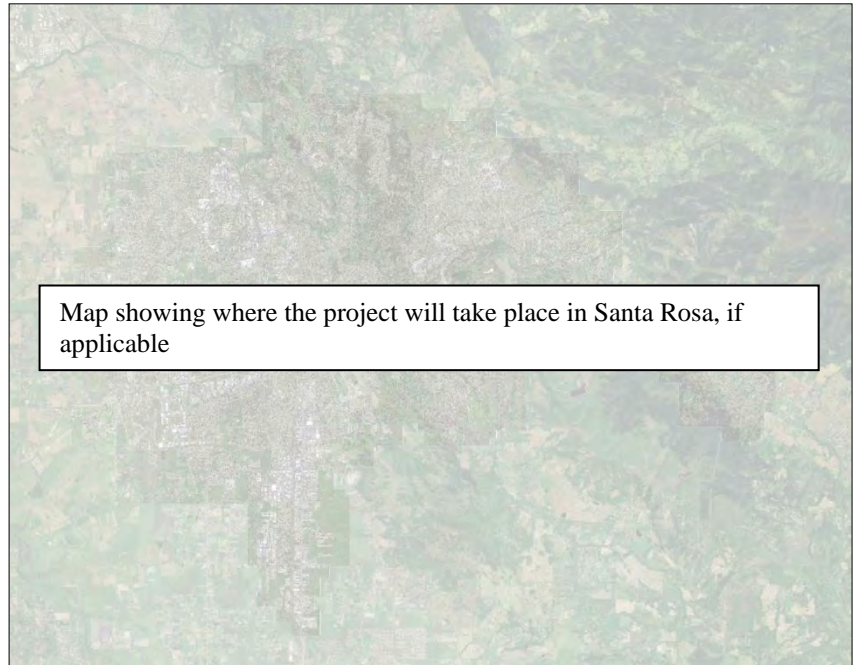


Project Name

Project ID #

Continuing -Designates the project status

Project Description: A description of the purpose of the project



Project Contact: Name of City contact
Cumulative Prior Funding: Total amount of funding received in prior years
Total 5-Year Funding: Total amount of funding in the current 5 year CIP

Estimated Construction: Estimated construction year
Estimated Funding After 2024/25: Estimated total amount of funding needed after Year 5 of the current CIP
Total Project Funding: Total amount of prior, current and future funding for project

Funding Source	Funding Request FY 21/22	Anticipated Request FY 22/23	Anticipated Request FY 23/24	Anticipated Request FY 24/25	Anticipated Request FY 25/26	Total 5-Year Funding	Future Funding
Account #1							
Funding Source Name 1	100,000 ★	200,000	100,000	100,000	100,000	600,000	0
Account #2							
Funding Source Name 2	100,000 ★	100,000	100,000	100,000	100,000	500,000	0
Account #3							
Funding Source Name 3	50,000	100,000	200,000	200,000	200,000	750,000	0
	\$250,000	\$400,000	\$400,000	\$400,000	\$400,000	\$1,850,000	\$0

■ For Council Approval ★ BPU Recommended







Project Detail Icons Legend

The detailed project descriptions include icons in the top right corner of each page. These icons allow the reader to see the components of that project at a glance. Some larger projects may have many components, while smaller or more singularly focused projects may have only one.



Additionally, all projects that relate to a City Council Goal are noted with the City Council Goal logo, which always appears in the far right if it is applicable.

<u>Icon</u>	<u>Title</u>	<u>Description</u>
	Aquatics	Related to safety, access, capacity, maintenance, facilities, structures, renovations and improvements to aquatic facilities.
	Bicycle	Related to safety, access, capacity, maintenance, facilities, and/or structures for bicycles.
	City Facilities	Related to safety, access, maintenance, improvements, renovation and/or acquisition of City facilities.
	Economic Development	Related to sustaining/increasing economic development for the City.
	Historic Site	Related to safety, access, capacity, maintenance, facilities, structures, renovations and improvements to historic sites.
	Parking	Related to safety, access, capacity, maintenance, facilities, and/or structures for parking.
	Parks	Related to safety, access, capacity, maintenance, facilities, structures, renovation, development and/or acquisition for parks.
	Paving	Related to safety, access, maintenance, improvements and/or renovation of existing streets.
	Pedestrian	Related to safety, access, maintenance, improvements and/or structures for pedestrians.
	Railway	Related to safety, access, capacity, maintenance, facilities, structures, renovations and improvements to railway crossings and stations.
	Recreation	Related to safety, access, capacity, maintenance, facilities, structures, renovations and improvements to recreational facilities.
	Storm Water and Creeks	Related to creek restoration, protection, and enhancement and storm drain maintenance and improvements.

<u>Icon</u>	<u>Title</u>	<u>Description</u>
	Subregional	Related to safety, capacity, maintenance, facilities, structures and/or improvements for the Laguna Treatment Plant and its related facilities.
	Traffic	Related to improving traffic safety, traffic flow, traffic calming, planning and/or construction of new roadways, e.g., signage, calming devices, etc.
	Traffic Signals	Related to maintenance, improvement, and/or installation of traffic signals.
	Transit	Related to safety, access, capacity, maintenance, facilities, structures, renovation, and/or development for the City's transit system.
	Wastewater	Related to safety, capacity, maintenance, facilities, structures and/or improvements for wastewater.
	Water	Related to safety, capacity, maintenance, facilities, structures, improvements, drainage, conservation, supply and/or groundwater for water.

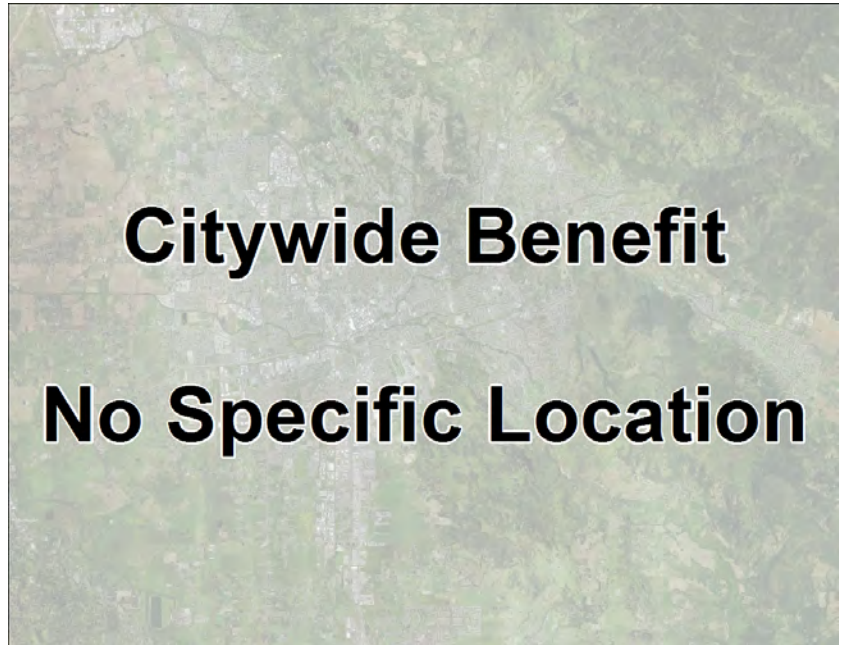
Master Plans

Project ID 64

Continuing

Project Description:

This project funds ongoing water and sewer system modeling and updates to the Water and Sewer System Master Plans, which are based on the City's General Plan. The models identify existing and potential problem areas within the City's wastewater collection system, sewer trunk systems, and water distribution system.



Project Contact: Andy Allen
Cumulative Prior Funding: \$2,241,847
Total 5-Year Funding: \$1,749,000

Estimated Construction: N/A
Estimated Funding After 2025/26: \$0
Total Project Funding: \$3,990,847

Funding Source	Funding Request FY 21/22	Anticipated Request FY 22/23	Anticipated Request FY 23/24	Anticipated Request FY 24/25	Anticipated Request FY 25/26	Total 5-Year Funding	Future Funding
55371							
Water Utility Fund	100,000 ★	124,000	1,250,000	125,000	150,000	1,749,000	0
	\$100,000	\$124,000	\$1,250,000	\$125,000	\$150,000	\$1,749,000	\$0

■ For Council Approval

★ BPU Recommended



Sherwood Forest Neighborhood - Phase 1

Project ID 188

New

Project Description:

This project will be the first phase in a series of projects to replace the aged sewer main in the Sherwood Forest Neighborhood area. Mains will be replaced from downstream to upstream throughout the neighborhood over the span of several years. Replacing older deteriorated VCP pipe reduces inflow and infiltration and reduces maintenance costs. Upsizing the water mains will improve fire flow and reduce maintenance costs. Pavement will be reconstructed.



Project Contact: Andy Allen
Cumulative Prior Funding: \$4,529
Total 5-Year Funding: \$4,185,000

Estimated Construction: 2022-23
Estimated Funding After 2025/26: \$0
Total Project Funding: \$4,189,529

Funding Source	Funding Request FY 21/22	Anticipated Request FY 22/23	Anticipated Request FY 23/24	Anticipated Request FY 24/25	Anticipated Request FY 25/26	Total 5-Year Funding	Future Funding
55623							
Water Utility Fund	600,000 ★	1,600,000	0	0	0	2,200,000	0
70524							
Local Wastewater Utility Fund	640,000 ★	1,345,000	0	0	0	1,985,000	0
	\$1,240,000	\$2,945,000	\$0	\$0	\$0	\$4,185,000	\$0

■ For Council Approval

★ BPU Recommended



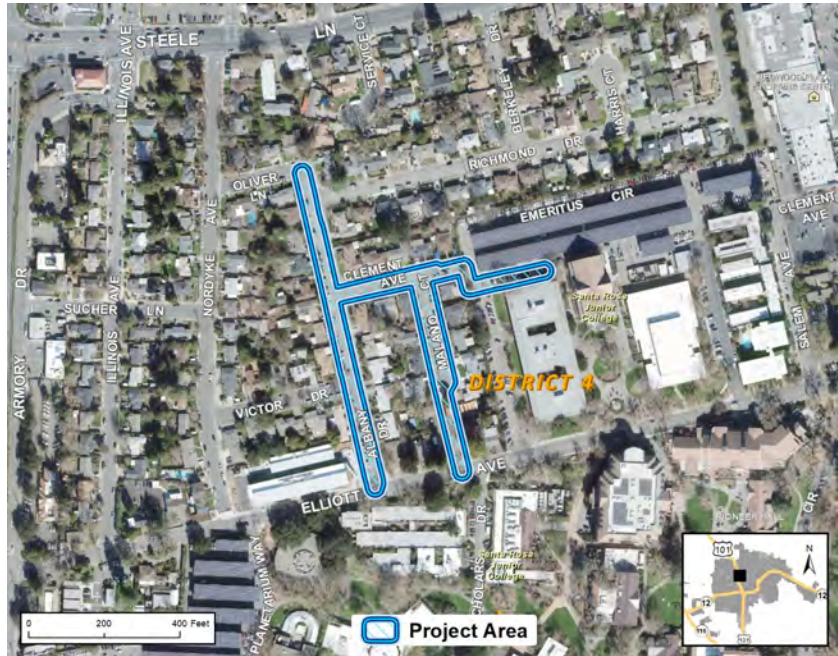
Albany, Clement and Malano Sewer and Water Replacements

Project ID 203

Continuing

Project Description:

This project will upsize old 4 inch water main in Albany St and Milano Ct and 6 inch in Clement in conjunction with a sewer main project in the same area. Upsizing old undersized mains increases fire flow and reduces maintenance costs. This project will also replace existing VCP sewer mains in Albany Dr from Oliver to Elliot, Clement Ave from Albany to Malano Ct and in Malano Ct. eliminating 3 sewer mains and storm crossings and eliminates a backyard sewer easement. Replacing VCP sewer mains reduces inflow and infiltration and reduces maintenance costs. The pavement in the project area will be reconstructed.



Project Contact: Jason Roberts
Cumulative Prior Funding: \$1,670,000
Total 5-Year Funding: \$1,675,000

Estimated Construction: 2021-22
Estimated Funding After 2025/26: \$0
Total Project Funding: \$3,345,000

Funding Source	Funding Request FY 21/22	Anticipated Request FY 22/23	Anticipated Request FY 23/24	Anticipated Request FY 24/25	Anticipated Request FY 25/26	Total 5-Year Funding	Future Funding
55628							
Water Utility Fund	1,300,000 ★	0	0	0	0	1,300,000	0
70600							
Local Wastewater Utility Fund	375,000 ★	0	0	0	0	375,000	0
	\$1,675,000	\$0	\$0	\$0	\$0	\$1,675,000	\$0

■ For Council Approval

★ BPU Recommended



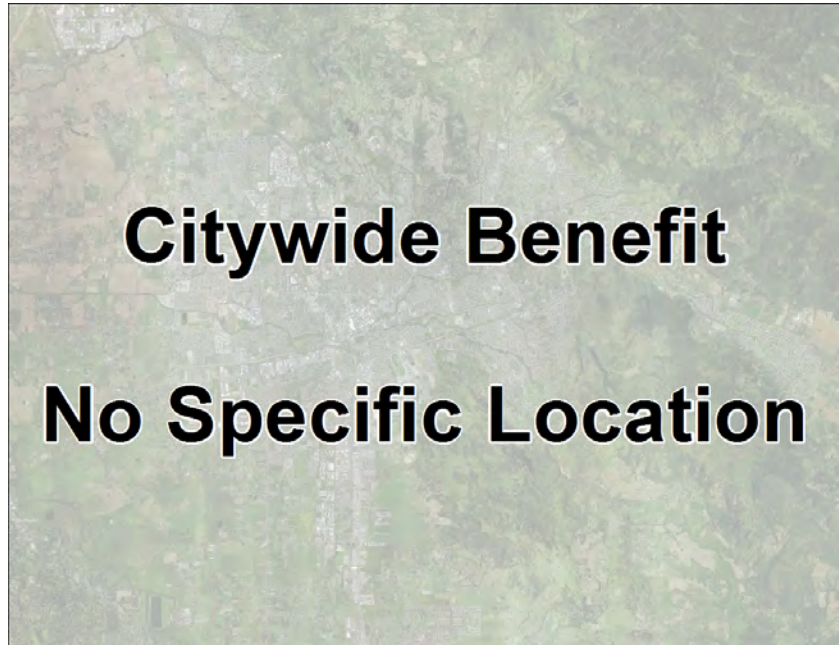
Water Supply and Wastewater Planning

Project ID 242

Continuing

Project Description:

This project is established in response to the City's Board of Public Utilities resolution no. 776 which directs staff to pursue water resources to provide reliable supply through the General Plan building horizon. This includes development of our own ground water, additional urban recycling, additional supplies from the Sonoma County Water Agency and other sources as they become available. This project also includes the development and adoption of the Urban Water Management Plan as required by State law as well as required Water Supply Assessments.



Project Contact: Colin Close
Cumulative Prior Funding: \$3,063,202
Total 5-Year Funding: \$825,000

Estimated Construction: N/A
Estimated Funding After 2025/26: \$0
Total Project Funding: \$3,888,202

Funding Source	Funding Request FY 21/22	Anticipated Request FY 22/23	Anticipated Request FY 23/24	Anticipated Request FY 24/25	Anticipated Request FY 25/26	Total 5-Year Funding	Future Funding
55420							
Water Utility Fund	200,000 ★	100,000	100,000	100,000	100,000	600,000	0
70669							
Local Wastewater Utility Fund	0	0	75,000	75,000	75,000	225,000	0
	\$200,000	\$100,000	\$175,000	\$175,000	\$175,000	\$825,000	\$0

■ For Council Approval

★ BPU Recommended

Laguna Treatment Plant Ultraviolet Disinfection Expansion

Project ID 284

Continuing

Project Description:

Ultraviolet light (UV) is the primary disinfection process for the City of Santa Rosa's Laguna Treatment Plant (LTP). The existing system was commissioned in 1998, has reached the end of its useful life, and no longer has the treatment capacity for peak wet weather sewer flows. This project will replace the existing UV system with a new UV system. Additionally, this project will install an effluent diversion pump station and pipeline to convey effluent to the beginning of the plant for retreatment. This provides greater flexibility for operations and regulatory compliance.



Project Contact: Mark Kasraie
Cumulative Prior Funding: \$11,261,128
Total 5-Year Funding: \$62,600,000

Estimated Construction: 2021-22
Estimated Funding After 2025/26: \$0
Total Project Funding: \$73,861,128

Funding Source	Funding Request FY 21/22	Anticipated Request FY 22/23	Anticipated Request FY 23/24	Anticipated Request FY 24/25	Anticipated Request FY 25/26	Total 5-Year Funding	Future Funding
86638							
Subregional Wastewater Facility Construction	21,000,000 ★	21,000,000	1,800,000	0	0	43,800,000	0
86639							
Subregional Wastewater Facility Construction	9,000,000 ★	9,000,000	800,000	0	0	18,800,000	0
	\$30,000,000	\$30,000,000	\$2,600,000	\$0	\$0	\$62,600,000	\$0

■ For Council Approval

★ BPU Recommended

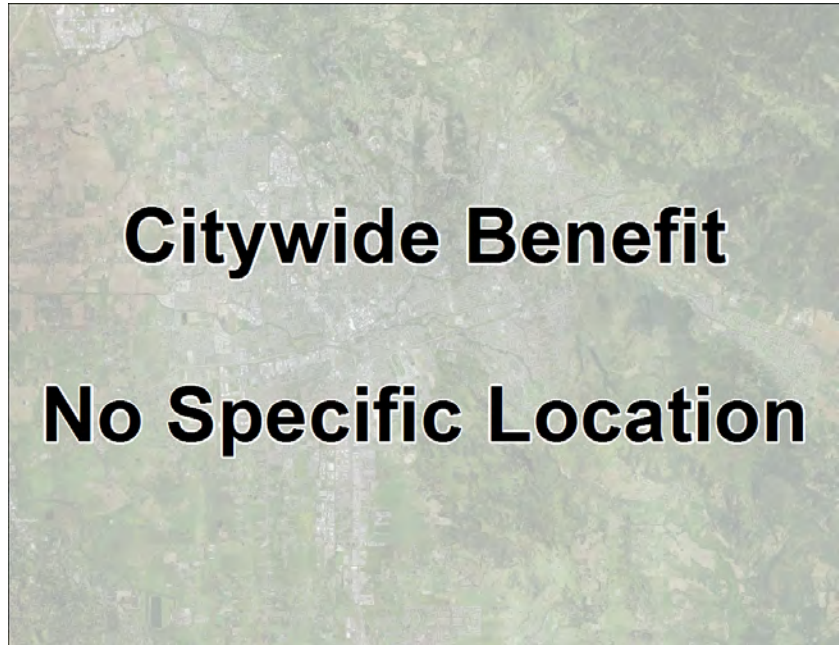
Warranty Punch List

Project ID 292

Continuing

Project Description:

As projects complete, remaining funds are allocated to new projects. In the event that funds are needed during the final warranty punch list stage, funds from this account will be used. This allows for fewer accounts to be carried over from year-to-year and funds to be allocated to new projects.



Project Contact: Lori Urbanek
Cumulative Prior Funding: \$809,296
Total 5-Year Funding: \$319,000

Estimated Construction: Continuous
Estimated Funding After 2025/26: \$0
Total Project Funding: \$1,128,296

Funding Source	Funding Request FY 21/22	Anticipated Request FY 22/23	Anticipated Request FY 23/24	Anticipated Request FY 24/25	Anticipated Request FY 25/26	Total 5-Year Funding	Future Funding
55505							
Water Utility Fund	0	25,000	25,000	69,000	25,000	144,000	0
70553							
Local Wastewater Utility Fund	25,000 ★	25,000	25,000	25,000	25,000	125,000	0
86627							
Subregional Wastewater Facility Operations	10,000 ★	10,000	10,000	10,000	10,000	50,000	0
	\$35,000	\$60,000	\$60,000	\$104,000	\$60,000	\$319,000	\$0

■ For Council Approval

★ BPU Recommended



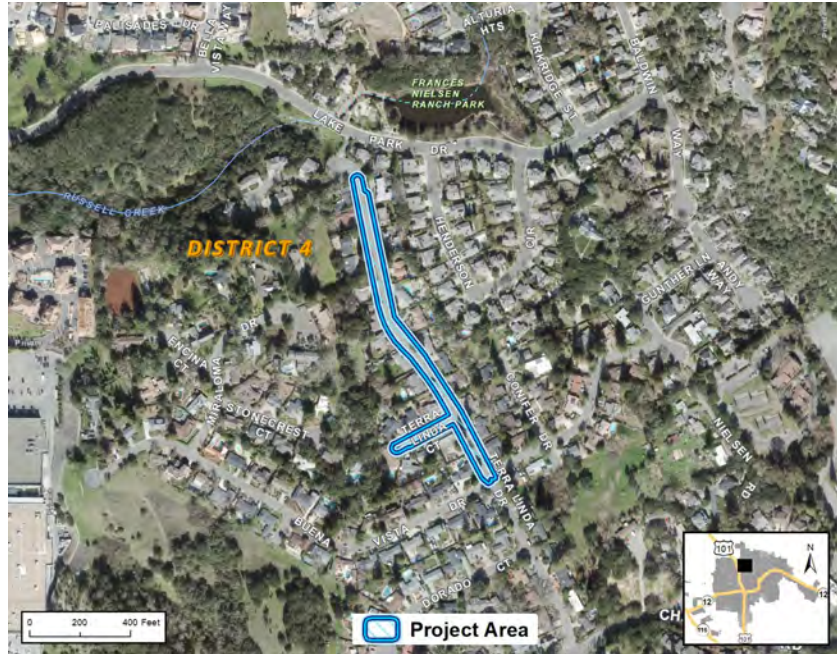
Terra Linda and Buena Vista Sewer and Water Replacement - Phase 1

Project ID 327

Continuing

Project Description:

This project will upgrade existing 6-inch water mains along Terra Linda Dr. to remediate fire flow deficiencies. Aged sewer mains (1961) will be replaced congruently to minimize the potential for future deficiencies. Water and Sewer mains in Terra Linda Ct. will also be replaced. The pavement will be reconstructed along Terra Linda Dr. to Buena Vista and in Terra Linda Ct. once mains have been replaced.



Project Contact: Sara Mathews
Cumulative Prior Funding: \$3,650,000
Total 5-Year Funding: \$1,400,000

Estimated Construction: 2021-22
Estimated Funding After 2025/26: \$0
Total Project Funding: \$5,050,000

Funding Source	Funding Request FY 21/22	Anticipated Request FY 22/23	Anticipated Request FY 23/24	Anticipated Request FY 24/25	Anticipated Request FY 25/26	Total 5-Year Funding	Future Funding
55736							
Water Utility Fund	1,400,000 ★	0	0	0	0	1,400,000	0
	\$1,400,000	\$0	\$0	\$0	\$0	\$1,400,000	\$0

 For Council Approval

★ BPU Recommended

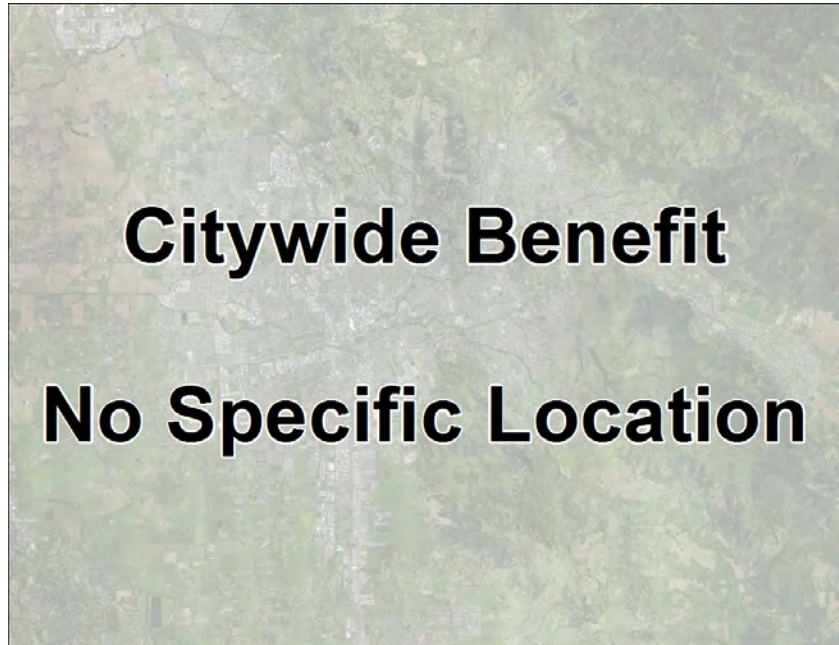
CIP Project Contingency

Project ID 509

Continuing

Project Description:

This project establishes both the Water and Sewer Capital Improvement Program (CIP) program reserves as an appropriated item. Per the Water Department reserve study, adopted by the Board of Public Utilities and the City Council, the CIP reserve is to be used on an ongoing basis to provide more flexibility within the capital program. Per the reserve study, the City will actively use the capital replacement reserves to cover unexpectedly high costs or to take advantage of opportunities to undertake projects more quickly.



Project Contact: Lori Urbanek
Cumulative Prior Funding: \$11,042,701
Total 5-Year Funding: \$13,250,000

Estimated Construction: N/A
Estimated Funding After 2025/26: \$0
Total Project Funding: \$24,292,701

Funding Source	Funding Request FY 21/22	Anticipated Request FY 22/23	Anticipated Request FY 23/24	Anticipated Request FY 24/25	Anticipated Request FY 25/26	Total 5-Year Funding	Future Funding
55574							
Water Utility Fund	1,000,000 ★	1,000,000	1,000,000	1,000,000	1,000,000	5,000,000	0
70590							
Local Wastewater Utility Fund	0	250,000	1,000,000	1,000,000	1,000,000	3,250,000	0
86458							
Subregional Wastewater Facility Operations	1,000,000 ★	1,000,000	1,000,000	1,000,000	1,000,000	5,000,000	0
	\$2,000,000	\$2,250,000	\$3,000,000	\$3,000,000	\$3,000,000	\$13,250,000	\$0

■ For Council Approval

★ BPU Recommended



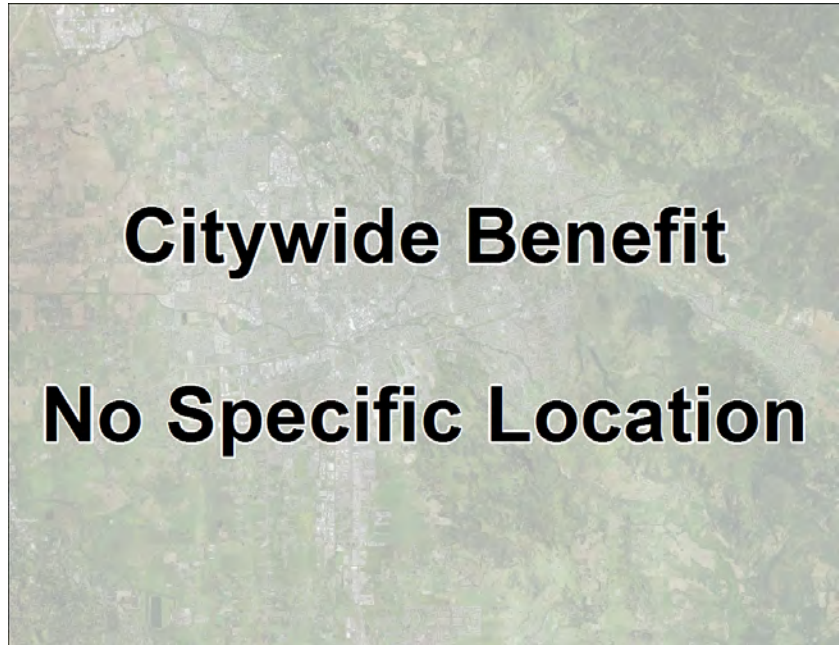
Northwest Play Equipment

Project ID 656

Continuing

Project Description:

This project records the rehabilitation of capital play equipment in parks throughout Zone 1 - Northwest.



Project Contact:

Cumulative Prior Funding: \$894,677
 Total 5-Year Funding: \$554,192

Estimated Construction:

Estimated Funding After 2025/26: \$0
 Total Project Funding: \$1,448,869

Continuous

Funding Source	Funding Request FY 21/22	Anticipated Request FY 22/23	Anticipated Request FY 23/24	Anticipated Request FY 24/25	Anticipated Request FY 25/26	Total 5-Year Funding	Future Funding
09598							
Park Acquisition & Devt NW Zone 1	554,192	0	0	0	0	554,192	0
	\$554,192	\$0	\$0	\$0	\$0	\$554,192	\$0

 For Council Approval

★ BPU Recommended



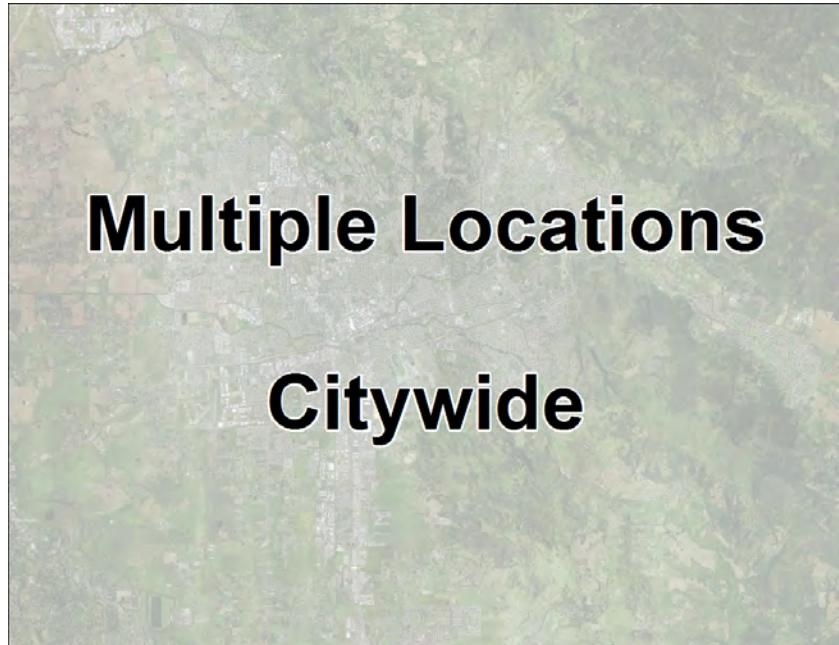
Replace Wood Street Light Poles at Various Locations

Project ID 671

Continuing

Project Description:

This project funds the replacement of existing direct-burial wood street light poles with current City-standard foundations and metal poles at various locations throughout the City.



Project Contact: Michael Vanmidde
Cumulative Prior Funding: \$223,922
Total 5-Year Funding: \$200,000

Estimated Construction: Continuous
Estimated Funding After 2025/26: \$0
Total Project Funding: \$423,922

Funding Source	Funding Request FY 21/22	Anticipated Request FY 22/23	Anticipated Request FY 23/24	Anticipated Request FY 24/25	Anticipated Request FY 25/26	Total 5-Year Funding	Future Funding
17379							
City In-Lieu Fee Fund	200,000	0	0	0	0	200,000	0
	\$200,000	\$0	\$0	\$0	\$0	\$200,000	\$0

■ For Council Approval

★ BPU Recommended



Yolanda Avenue Widening

Project ID 676

Continuing

Project Description:

To ease future traffic congestion, Yolanda Avenue will be widened to accommodate travel and bike lanes in each direction, and a center two way turn lane. A pedestrian path will be constructed on the south side of the roadway.



Project Contact: Erich Rauber
Cumulative Prior Funding: \$371,897
Total 5-Year Funding: \$200,000

Estimated Construction: Future
Estimated Funding After 2025/26: \$0
Total Project Funding: \$571,897

Funding Source	Funding Request FY 21/22	Anticipated Request FY 22/23	Anticipated Request FY 23/24	Anticipated Request FY 24/25	Anticipated Request FY 25/26	Total 5-Year Funding	Future Funding
17264							
Utility Impact Fee Fund	200,000	0	0	0	0	200,000	0
	\$200,000	\$0	\$0	\$0	\$0	\$200,000	\$0

■ For Council Approval

★ BPU Recommended



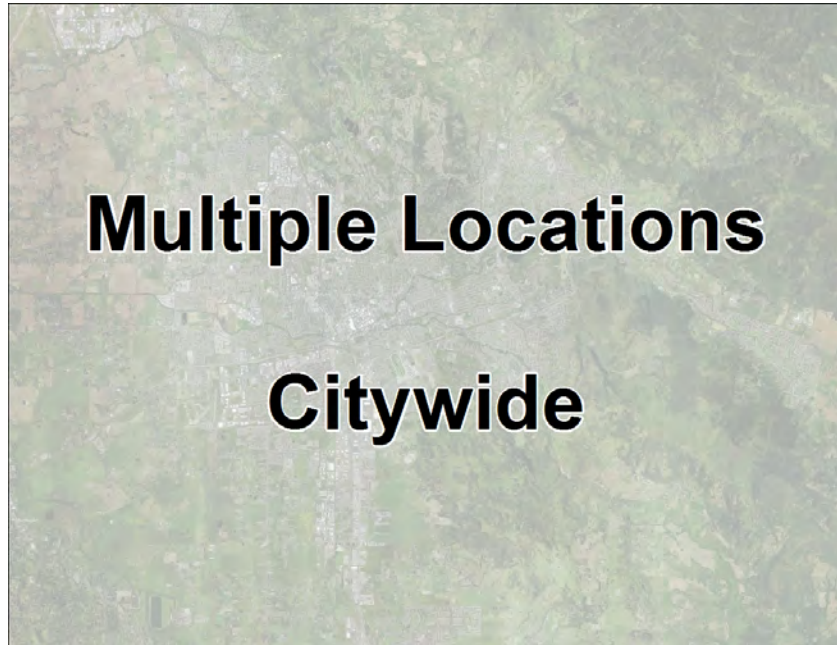
Traffic Safety Projects

Project ID 682

Continuing

Project Description:

This project focuses on the installation of pedestrian enhancements at locations throughout the City. It includes markings, striping, signing, pedestrian rectangular rapid flashing beacons (RRFB), and associated ramp construction. It is utilized to both leverage funding for grant opportunities and to support individual project location enhancements.



Project Contact: Rob Sprinkle
Cumulative Prior Funding: \$1,962,412
Total 5-Year Funding: \$150,000

Estimated Construction: 2021-22
Estimated Funding After 2025/26: \$0
Total Project Funding: \$2,112,412

Funding Source	Funding Request FY 21/22	Anticipated Request FY 22/23	Anticipated Request FY 23/24	Anticipated Request FY 24/25	Anticipated Request FY 25/26	Total 5-Year Funding	Future Funding
17134							
Capital Facilities Fee Fund	9,667	100,000	0	0	0	109,667	0
Gas Tax Fund, 2105	40,333	0	0	0	0	40,333	0
	\$50,000	\$100,000	\$0	\$0	\$0	\$150,000	\$0

■ For Council Approval

★ BPU Recommended



Hearn Ave at Highway 101 - Phase 3 Rebuild Interchange

Project ID 720

Continuing

Project Description:

The existing Hearn Avenue interchange at Highway 101 will be rebuilt to ease traffic congestion and improve clearance over the highway. Improvements to the overpass and approaches will include widening to four vehicle lanes, with bike lanes and sidewalk on both sides.



Project Contact: Christopher Catbagan
Cumulative Prior Funding: \$11,373,310
Total 5-Year Funding: \$2,000,000

Estimated Construction: 2020-21
Estimated Funding After 2025/26: \$0
Total Project Funding: \$13,373,310

Funding Source	Funding Request FY 21/22	Anticipated Request FY 22/23	Anticipated Request FY 23/24	Anticipated Request FY 24/25	Anticipated Request FY 25/26	Total 5-Year Funding	Future Funding
17075							
Utility Impact Fee Fund	1,828,887	0	0	0	0	1,828,887	0
Capital Facilities Fee Fund	171,113	0	0	0	0	171,113	0
	\$2,000,000	\$0	\$0	\$0	\$0	\$2,000,000	\$0

■ For Council Approval

★ BPU Recommended



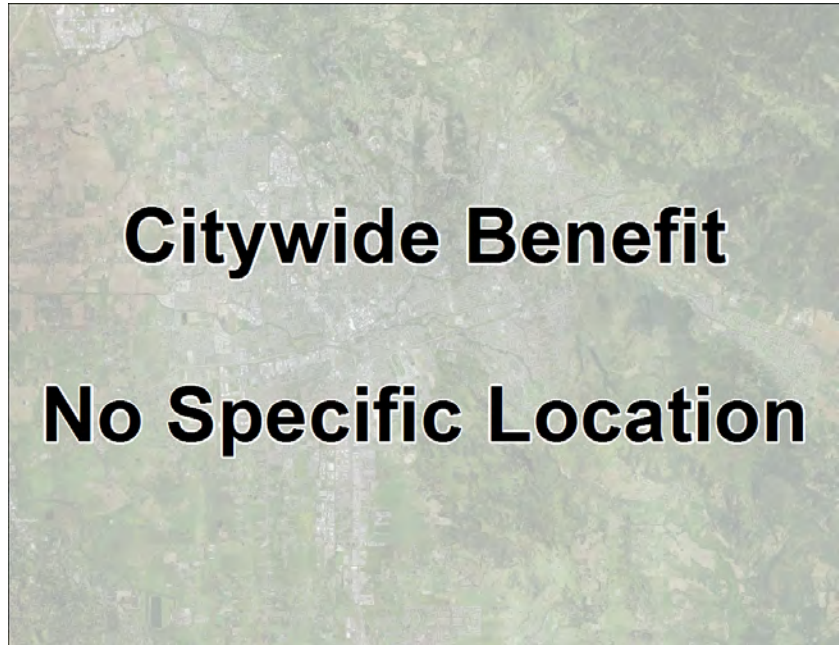
Northeast Play Equipment

Project ID 744

Continuing

Project Description:

Rehabilitation of capital play equipment in parks throughout Zone 3 - Northeast.



Project Contact: Jen Santos
Cumulative Prior Funding: \$961,041
Total 5-Year Funding: \$157,259

Estimated Construction: Continuous
Estimated Funding After 2025/26: \$0
Total Project Funding: \$1,118,300

Funding Source	Funding Request FY 21/22	Anticipated Request FY 22/23	Anticipated Request FY 23/24	Anticipated Request FY 24/25	Anticipated Request FY 25/26	Total 5-Year Funding	Future Funding
09597							
Park Acquisition & Devt NE Zone 3	157,259	0	0	0	0	157,259	0
	\$157,259	\$0	\$0	\$0	\$0	\$157,259	\$0

■ For Council Approval

★ BPU Recommended



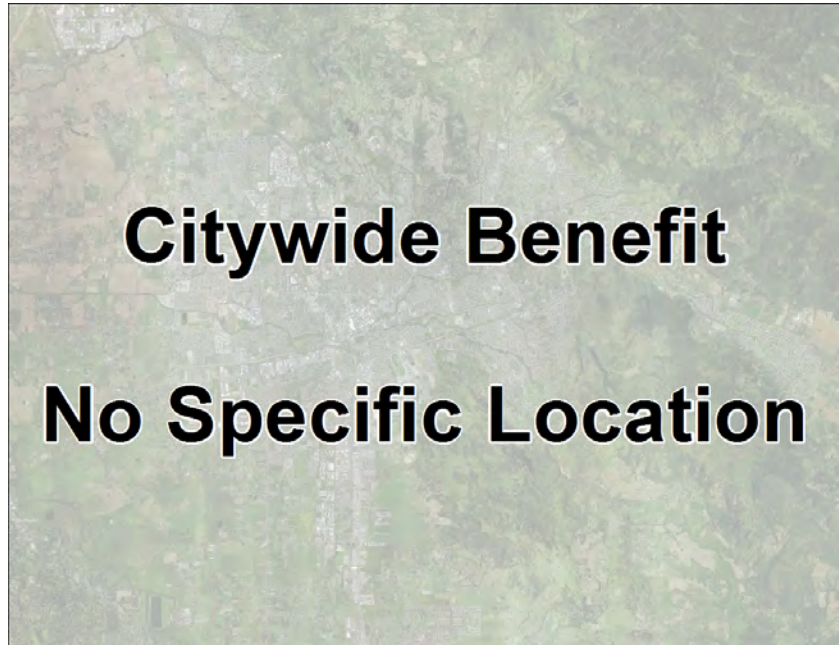
Santa Rosa Creek Ecosystem Restoration Project

Project ID 745

Continuing

Project Description:

Santa Rosa Creek Ecosystem Restoration and Flood Damage Reduction Study led by US Army Corps of Engineers (USACE). Project managed through SCWA. As of 2015, additional funding support and project coordination was provided from SCWA to have a Consultant verify the hydraulic modeling. This verified model and report will be provided by FEMA to support the development of flood maps.



Project Contact: Steve Brady
Cumulative Prior Funding: \$619,781
Total 5-Year Funding: \$125,000

Estimated Construction: 2021-22
Estimated Funding After 2025/26: \$0
Total Project Funding: \$744,781

Funding Source	Funding Request FY 21/22	Anticipated Request FY 22/23	Anticipated Request FY 23/24	Anticipated Request FY 24/25	Anticipated Request FY 25/26	Total 5-Year Funding	Future Funding
54009							
Storm Water Enterprise-Creek Restoration	25,000 ★	25,000	25,000	25,000	25,000	125,000	0
	\$25,000	\$25,000	\$25,000	\$25,000	\$25,000	\$125,000	\$0

■ For Council Approval

★ BPU Recommended



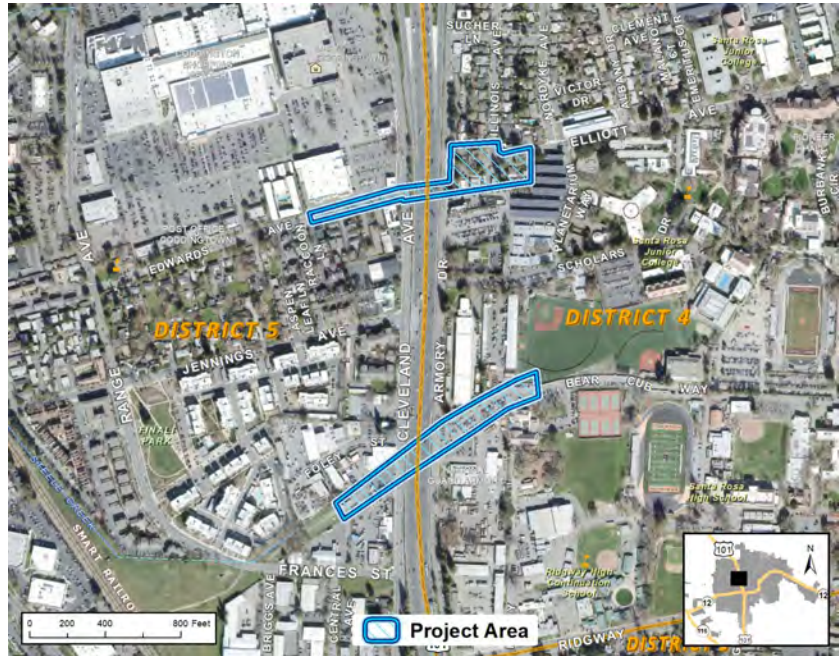
Highway 101 Bike/Pedestrian Overcrossing

Project ID 769

Continuing

Project Description:

Current activities include the development of the Project Initiation Document and preliminary environmental documents for the construction of a new bicycle and pedestrian overcrossing over Highway 101 near Coddington Mall and Santa Rosa Junior College.



Project Contact: Christopher Catbagan
Cumulative Prior Funding: \$6,530,393
Total 5-Year Funding: \$33,600,000

Estimated Construction: 2020-21
Estimated Funding After 2025/26: \$0
Total Project Funding: \$40,130,393

Funding Source	Funding Request FY 21/22	Anticipated Request FY 22/23	Anticipated Request FY 23/24	Anticipated Request FY 24/25	Anticipated Request FY 25/26	Total 5-Year Funding	Future Funding
17381							
State Grants Fund	0	12,000,000	0	20,600,000	0	32,600,000	0
Capital Facilities Fee Fund	1,000,000	0	0	0	0	1,000,000	0
	\$1,000,000	\$12,000,000	\$0	\$20,600,000	\$0	\$33,600,000	\$0

■ For Council Approval

★ BPU Recommended



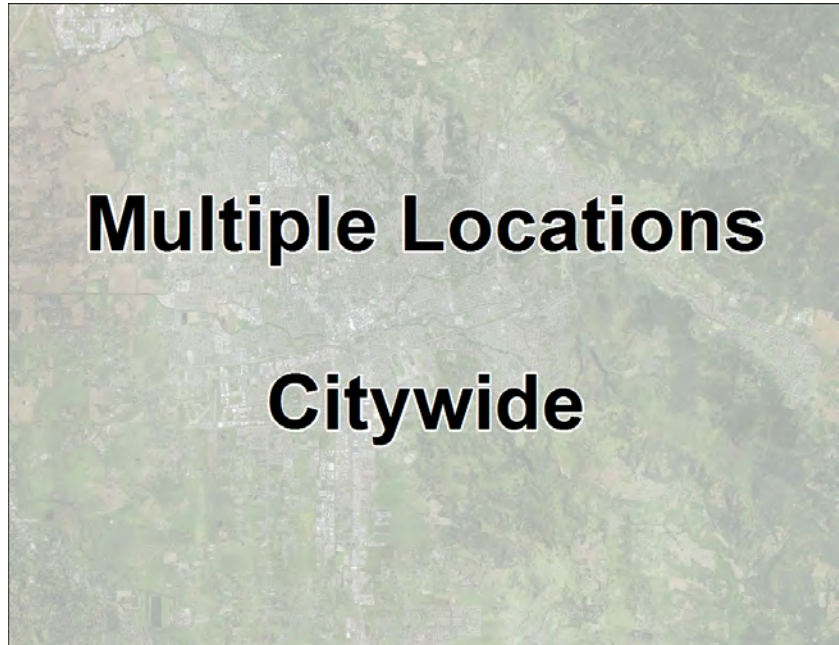
Storm Water Creek Restoration Projects

Project ID 770

Continuing

Project Description:

This project funds the enhancement and preservation measures as outlined in the Citywide Creek Master Plan to improve habitat and water quality in creeks and waterways. These measures include planting native trees and shrubs, re-grading creek channels, maintaining vegetation, enlarging flood capacity, preserving natural waterways and drainage courses and restoring engineered waterways to a more natural state. Also includes preliminary work on creek projects prior to creation of separate capital improvement projects.



Project Contact: Steve Brady
Cumulative Prior Funding: \$2,096,183
Total 5-Year Funding: \$450,000

Estimated Construction: Continuous
Estimated Funding After 2025/26: \$0
Total Project Funding: \$2,546,183

Funding Source	Funding Request FY 21/22	Anticipated Request FY 22/23	Anticipated Request FY 23/24	Anticipated Request FY 24/25	Anticipated Request FY 25/26	Total 5-Year Funding	Future Funding
54004							
Storm Water Enterprise-Creek Restoration	50,000 ★	50,000	250,000	50,000	50,000	450,000	0
	\$50,000	\$50,000	\$250,000	\$50,000	\$50,000	\$450,000	\$0

■ For Council Approval

★ BPU Recommended



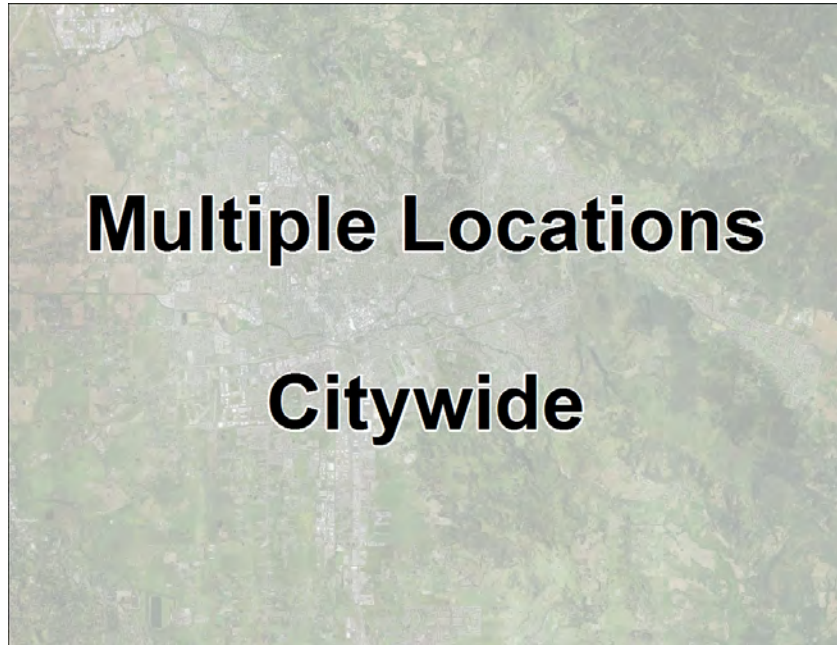
Sidewalk Program

Project ID 1165

Continuing

Project Description:

Repair damaged sidewalk with various methods such as grinding, asphalt concrete patches, or replacement. This project provides funds for the repair of damaged sidewalks and street tree work. Most sidewalk repairs can be made with asphalt concrete in order to make them accessible to persons with disabilities. These repairs are made by City crews at no cost to the property owner. More extensive concrete repairs are made only at locations that cannot be brought into Americans with Disabilities Act (ADA) compliance with asphalt repairs. Property owners pay their share of the repair cost.



Project Contact: Lisa Welsh
Cumulative Prior Funding: \$5,557,853
Total 5-Year Funding: \$260,000

Estimated Construction: Continuous
Estimated Funding After 2025/26: \$0
Total Project Funding: \$5,817,853

Funding Source	Funding Request FY 21/22	Anticipated Request FY 22/23	Anticipated Request FY 23/24	Anticipated Request FY 24/25	Anticipated Request FY 25/26	Total 5-Year Funding	Future Funding
17015							
City In-Lieu Fee Fund	260,000	0	0	0	0	260,000	0
	\$260,000	\$0	\$0	\$0	\$0	\$260,000	\$0

 For Council Approval

★ BPU Recommended



Slurry Seal Preparation and Traffic Control

Project ID 1166

Continuing

Project Description:

This project funds the preparatory asphalt work needed prior to the annual slurry seal project, including small dig-outs, overlays, and skin patches. This work is completed by Field Services Streets Section staff. Additionally, it funds traffic control needed during the slurry seal application process. The traffic control is also provided by Streets Section staff.



Project Contact: Lori Urbanek
Cumulative Prior Funding: \$5,941,689
Total 5-Year Funding: \$1,775,000

Estimated Construction: Continuous
Estimated Funding After 2025/26: \$300,000
Total Project Funding: \$8,016,689

Funding Source	Funding Request FY 21/22	Anticipated Request FY 22/23	Anticipated Request FY 23/24	Anticipated Request FY 24/25	Anticipated Request FY 25/26	Total 5-Year Funding	Future Funding
17116							
Utility Impact Fee Fund	575,000	300,000	300,000	300,000	300,000	1,775,000	300,000
	\$575,000	\$300,000	\$300,000	\$300,000	\$300,000	\$1,775,000	\$300,000

■ For Council Approval

★ BPU Recommended



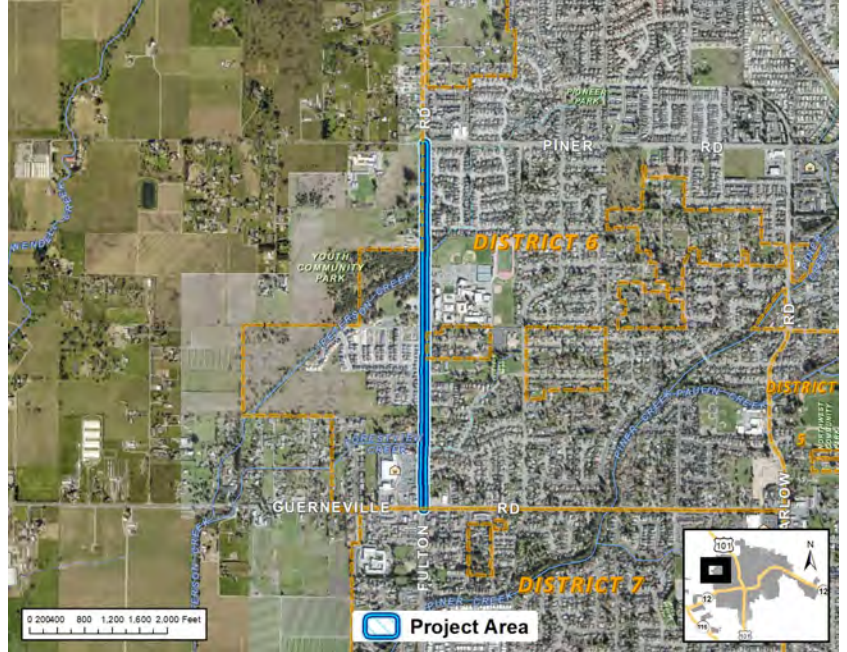
Fulton Rd from Guerneville Rd to Piner Rd - Widen to Four Lanes

Project ID 1178

Continuing

Project Description:

To ease future traffic congestion, Fulton Road will be reconstructed and widened to 4 lanes with bike lanes and sidewalks between Guerneville Road and Piner Road. The project includes a median island and storm drain improvements.



Project Contact: Christopher Catbagan
Cumulative Prior Funding: \$12,523,036
Total 5-Year Funding: \$6,836,801

Estimated Construction: 2021-22
Estimated Funding After 2025/26: \$0
Total Project Funding: \$19,359,837

Funding Source	Funding Request FY 21/22	Anticipated Request FY 22/23	Anticipated Request FY 23/24	Anticipated Request FY 24/25	Anticipated Request FY 25/26	Total 5-Year Funding	Future Funding
17444							
Utility Impact Fee Fund	311,284	0	0	0	0	311,284	0
Gas Tax Fund, 2103	250,260	0	0	0	0	250,260	0
Gas Tax Fund, SB1	3,275,257	0	0	0	0	3,275,257	0
Measure M - Reimbsmt/Billable (effective 1/09)	3,000,000	0	0	0	0	3,000,000	0
	\$6,836,801	\$0	\$0	\$0	\$0	\$6,836,801	\$0

■ For Council Approval

★ BPU Recommended



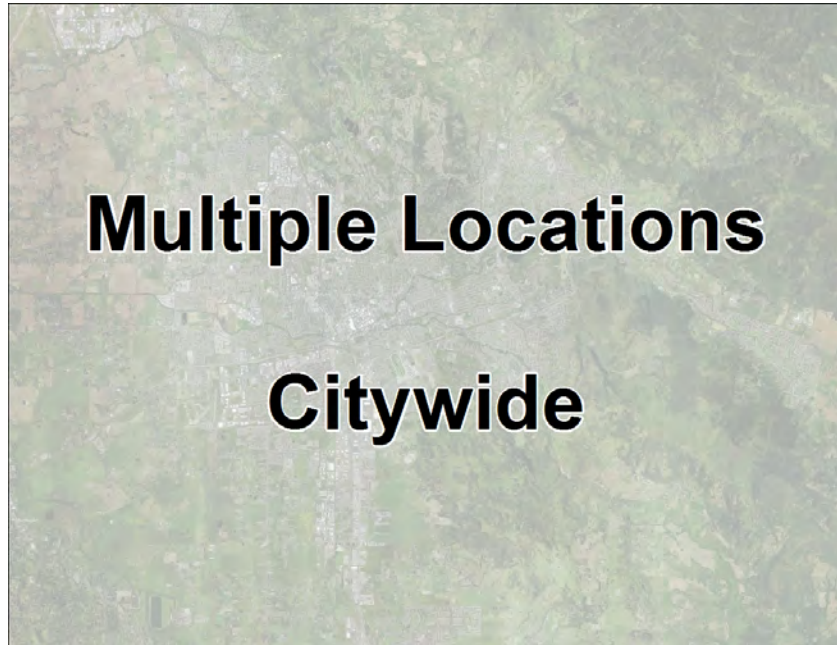
Traffic Signal Modification

Project ID 1193

Continuing

Project Description:

This project modifies existing traffic signals by adding mast arms, signal heads, pedestrian ramps, addresses inadequate turning clearances, provides protected/permitted left turn operations, and modifies signal phasing. Currently the project is being used to provide the conversion of yield on green ball signals to flashing yellow arrow signal operations.



Project Contact: Rob Sprinkle
Cumulative Prior Funding: \$1,914,992
Total 5-Year Funding: \$25,000

Estimated Construction: Continuous
Estimated Funding After 2025/26: \$0
Total Project Funding: \$1,939,992

Funding Source	Funding Request FY 21/22	Anticipated Request FY 22/23	Anticipated Request FY 23/24	Anticipated Request FY 24/25	Anticipated Request FY 25/26	Total 5-Year Funding	Future Funding
17017							
Capital Facilities Fee Fund	25,000	0	0	0	0	25,000	0
	\$25,000	\$0	\$0	\$0	\$0	\$25,000	\$0

■ For Council Approval

★ BPU Recommended



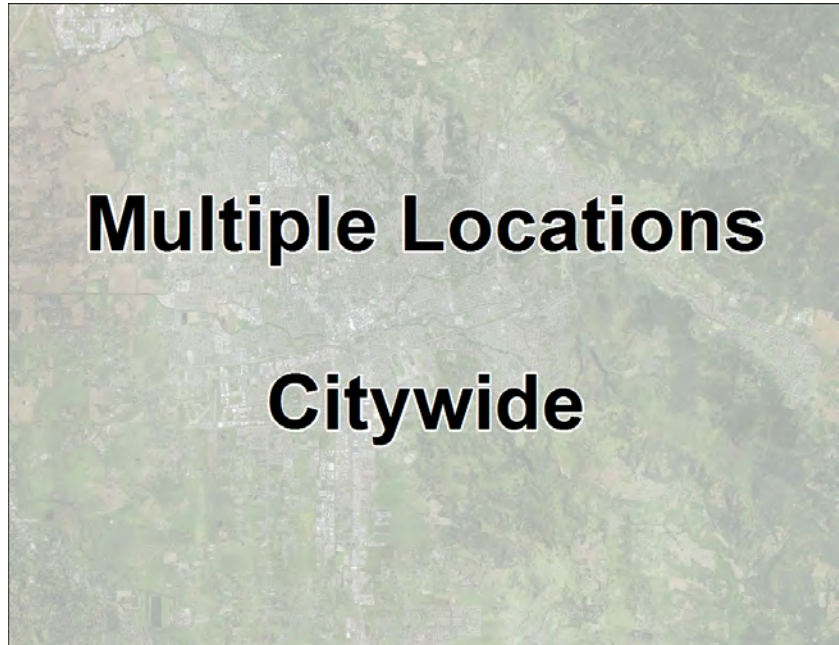
Street Overlay

Project ID 1211

Annual

Project Description:

Labor account for general overlay issues or charging to regional pavement issues like meetings with the Metropolitan Transportation Commission and the Sonoma County Transportation Authority regarding overlay funding.



Project Contact: Rob Sprinkle
Cumulative Prior Funding: \$14,386,597
Total 5-Year Funding: \$250,000

Estimated Construction: Continuous
Estimated Funding After 2025/26: \$0
Total Project Funding: \$14,636,597

Funding Source	Funding Request FY 21/22	Anticipated Request FY 22/23	Anticipated Request FY 23/24	Anticipated Request FY 24/25	Anticipated Request FY 25/26	Total 5-Year Funding	Future Funding
17016							
Gas Tax Fund, 2107 and 2107.5	50,000	50,000	50,000	50,000	50,000	250,000	0
	\$50,000	\$50,000	\$50,000	\$50,000	\$50,000	\$250,000	\$0

■ For Council Approval

★ BPU Recommended

Mendocino Ave Easement South of Dawson Rd Sewer Main Replacement

Project ID 1521

Continuing

Project Description:

Replace deteriorated and deficient sewer mains in two separate locations: in Dawson Road and along an existing sewer easement perpendicular to Mendocino Avenue. This project will improve approximately 1,400 lineal feet of existing 6-inch VCP with a trenchless 'cured-in-place pipe lining' (CIPP) technology for the alignments in Dawson Road and the existing sewer easement perpendicular to Mendocino Avenue. The existing manholes in both locations will also be rehabilitated. Access and sewer easement acquisitions over 12 parcels are needed for routine maintenance. This system improvement will reduce inflow and infiltration into the sewer system while reducing maintenance costs.



Project Contact: Sara Mathews
Cumulative Prior Funding: \$1,230,000
Total 5-Year Funding: \$750,000

Estimated Construction: 2021-22
Estimated Funding After 2025/26: \$0
Total Project Funding: \$1,980,000

Funding Source	Funding Request FY 21/22	Anticipated Request FY 22/23	Anticipated Request FY 23/24	Anticipated Request FY 24/25	Anticipated Request FY 25/26	Total 5-Year Funding	Future Funding
70549 Local Wastewater Utility Fund	750,000 ★	0	0	0	0	750,000	0
	\$750,000	\$0	\$0	\$0	\$0	\$750,000	\$0

 For Council Approval

★ BPU Recommended



Materials Lab Equipment Replacement

Project ID 1522

Continuing

Project Description:

This project funds the purchase of new Materials Engineering Laboratory testing equipment to either replace obsolete or aging equipment, and/or to remain current with revised Caltrans testing standards.



Project Contact: Rich Yahn
Cumulative Prior Funding: \$209,839
Total 5-Year Funding: \$50,000

Estimated Construction: Continuous
Estimated Funding After 2025/26: \$0
Total Project Funding: \$259,839

Funding Source	Funding Request FY 21/22	Anticipated Request FY 22/23	Anticipated Request FY 23/24	Anticipated Request FY 24/25	Anticipated Request FY 25/26	Total 5-Year Funding	Future Funding
54016							
Gas Tax Fund, 2103	10,000	10,000	10,000	10,000	10,000	50,000	0
	\$10,000	\$10,000	\$10,000	\$10,000	\$10,000	\$50,000	\$0

■ For Council Approval

★ BPU Recommended



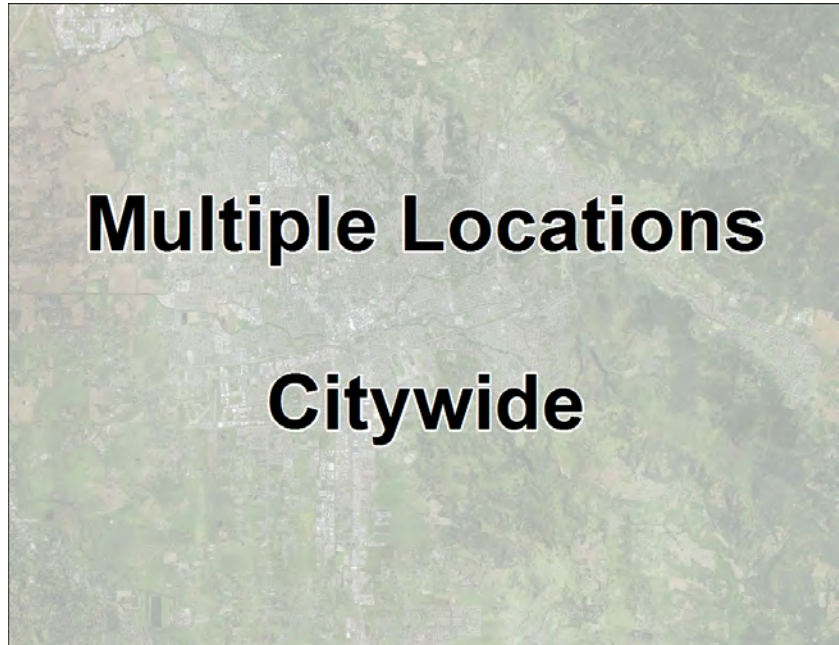
ADA - Department of Justice Settlement

Project ID 1532

Annual

Project Description:

Continues the modification of existing City facilities to comply with Americans with Disabilities Act (ADA) standards as part of City's settlement with the Department of Justice (DOJ).



Project Contact: Camron Macdonald
Cumulative Prior Funding: \$10,953,412
Total 5-Year Funding: \$6,000,000

Estimated Construction: Continuous
Estimated Funding After 2025/26: \$0
Total Project Funding: \$16,953,412

Funding Source	Funding Request FY 21/22	Anticipated Request FY 22/23	Anticipated Request FY 23/24	Anticipated Request FY 24/25	Anticipated Request FY 25/26	Total 5-Year Funding	Future Funding
09708							
General Fund	1,200,000	1,200,000	1,200,000	1,200,000	1,200,000	6,000,000	0
	\$1,200,000	\$1,200,000	\$1,200,000	\$1,200,000	\$1,200,000	\$6,000,000	\$0

■ For Council Approval

★ BPU Recommended



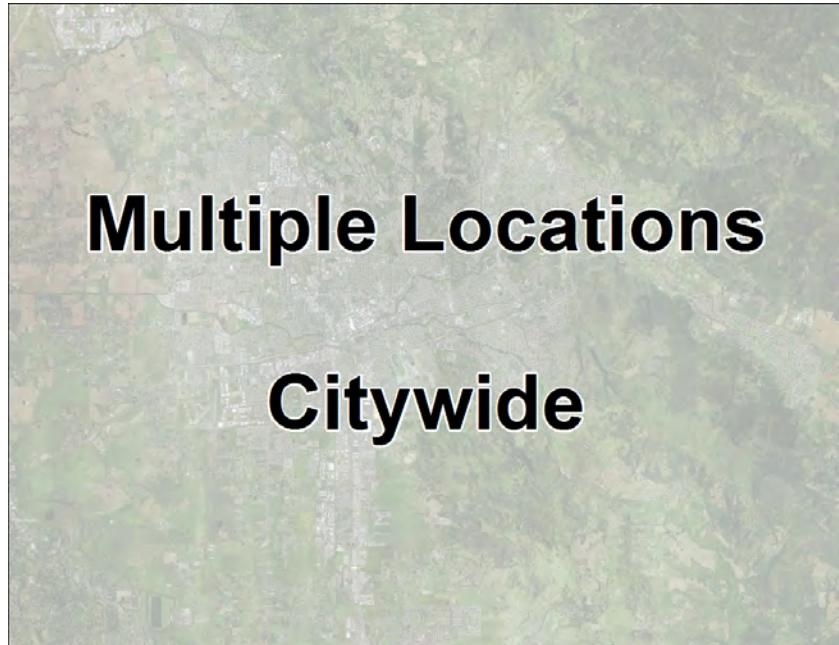
Inspection of Bridge Assets: Structural Crossings

Project ID 1549

Continuing

Project Description:

Continuous maintenance work and assessments on various pedestrian bridges and culverts throughout the City.



Project Contact: Lisa Welsh
Cumulative Prior Funding: \$326,000
Total 5-Year Funding: \$250,000

Estimated Construction: Continuous
Estimated Funding After 2025/26: \$0
Total Project Funding: \$576,000

Funding Source	Funding Request FY 21/22	Anticipated Request FY 22/23	Anticipated Request FY 23/24	Anticipated Request FY 24/25	Anticipated Request FY 25/26	Total 5-Year Funding	Future Funding
17476							
Gas Tax Fund, 2103	216,667	0	0	0	0	216,667	0
Capital Facilities Fee Fund	33,333	0	0	0	0	33,333	0
	\$250,000	\$0	\$0	\$0	\$0	\$250,000	\$0

■ For Council Approval

★ BPU Recommended



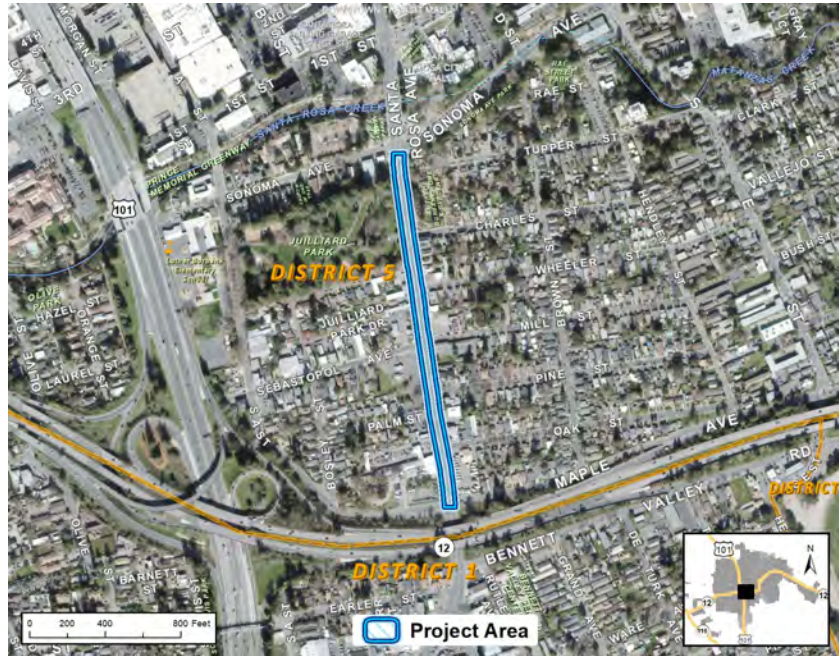
Santa Rosa Ave Corridor Plan

Project ID 1620

Carryover

Project Description:

Sonoma Avenue to Maple Avenue Class II bike lanes. This project will close the gap in the Class II bike lanes connecting to existing Class II bike lanes on Sonoma Avenue and existing Class II bike lanes on Santa Rosa Avenue at Maple Avenue. It also includes restriping the segment and upgrading pedestrian ramps to current ADA standards. In addition, this segment would include installing a parking bay on the west side on the frontage of Julliard Park.



Project Contact: Grant Bailey
Cumulative Prior Funding: \$700,334
Total 5-Year Funding: \$100,000

Estimated Construction: 2021-22
Estimated Funding After 2025/26: \$0
Total Project Funding: \$800,334

Funding Source	Funding Request FY 21/22	Anticipated Request FY 22/23	Anticipated Request FY 23/24	Anticipated Request FY 24/25	Anticipated Request FY 25/26	Total 5-Year Funding	Future Funding
17474							
Utility Impact Fee Fund	100,000	0	0	0	0	100,000	0
	\$100,000	\$0	\$0	\$0	\$0	\$100,000	\$0

■ For Council Approval

★ BPU Recommended



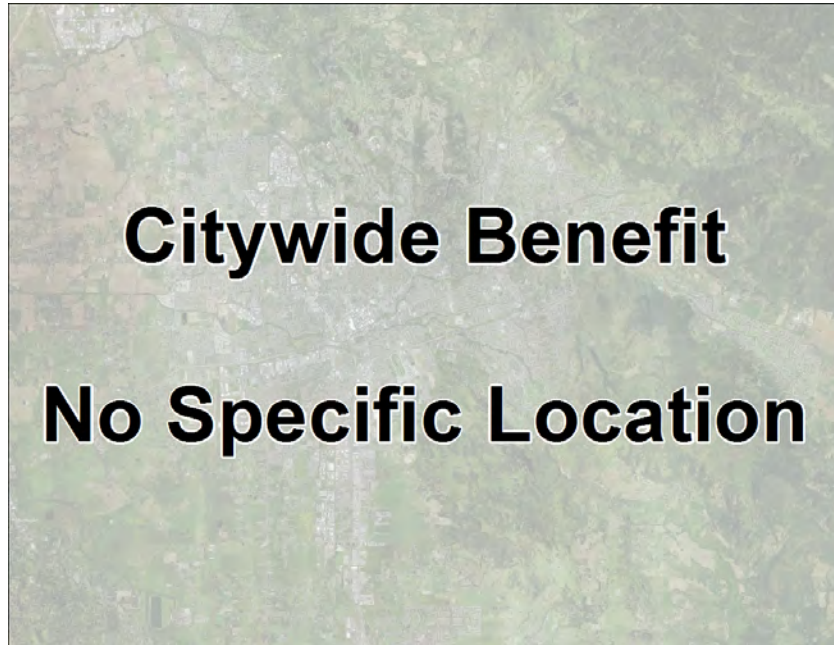
Pre Design, Planning, Budget, GIS Support

Project ID 1641

Continuing

Project Description:

The Asset Management Department provides services in support of the City's Capital Improvement Program. The Department documents the location of all assets with mapping and geographic information system (GIS), manages the computerized maintenance management system and uses the data to evaluate the condition and capacity of various City assets including the sewer and water systems. The evaluation process involves identifying assets in need of rehabilitation, replacement and additional capacity. Specific Capital Improvement Program (CIP) projects are created, budgeted and tracked through completion. Other support includes services improving efficiency and productivity including providing database support, creating condition reports for the various infrastructure components and creating and tracking the financial status of all projects.



Project Contact: Lori Urbanek
Cumulative Prior Funding: \$5,751,307
Total 5-Year Funding: \$1,820,000

Estimated Construction: Continuous
Estimated Funding After 2025/26: \$0
Total Project Funding: \$7,571,307

Funding Source	Funding Request FY 21/22	Anticipated Request FY 22/23	Anticipated Request FY 23/24	Anticipated Request FY 24/25	Anticipated Request FY 25/26	Total 5-Year Funding	Future Funding
17477							
General Fund	50,000	50,000	50,000	50,000	0	200,000	0
Gas Tax Fund, 2107 and 2107.5	54,000	0	0	0	0	54,000	0
Gas Tax Fund, 2103	46,000	100,000	100,000	100,000	0	346,000	0
55511							
Water Utility Fund	60,000 ★	190,000	190,000	190,000	190,000	820,000	0
70556							
Local Wastewater Utility Fund	0	100,000	100,000	100,000	100,000	400,000	0
	\$210,000	\$440,000	\$440,000	\$440,000	\$290,000	\$1,820,000	\$0

■ For Council Approval

★ BPU Recommended



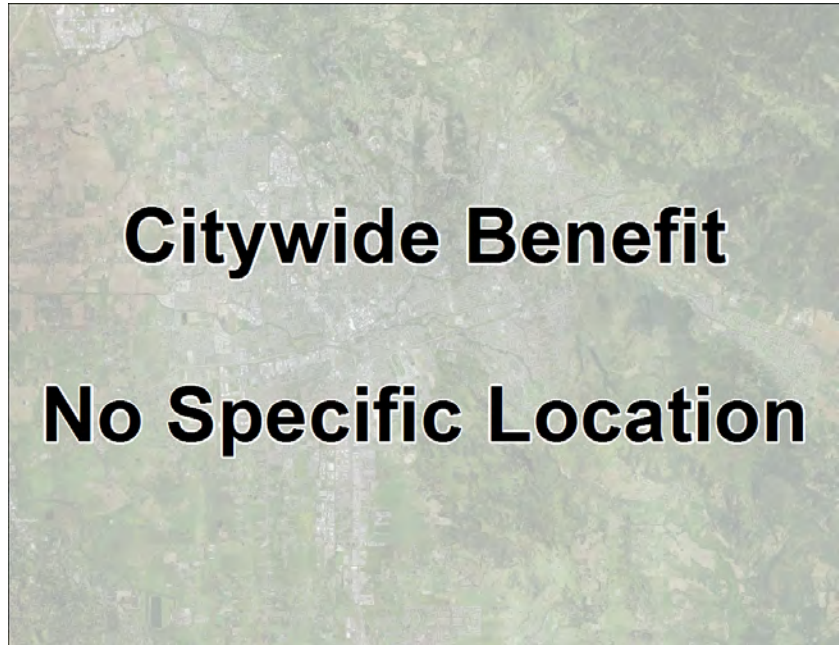
Bicycle Master Plan Project

Project ID 1671

Continuing

Project Description:

The City Council adopted the updated Bicycle and Pedestrian Master Plan (BPMP) in 2018. Consistent with General Plan activities, BPMP is typically updated on a five-year cycle. Any funding would be leveraged with Transportation Development Act, Article 3 (TDA III) funding to complete future updates of the BPMP. Funding can also be used to complete the first phase corridor studies identified in in the 2018 update.



Project Contact: Nancy Adams
Cumulative Prior Funding: \$436,777
Total 5-Year Funding: \$7,000

Estimated Construction: Future
Estimated Funding After 2025/26: \$0
Total Project Funding: \$443,777

Funding Source	Funding Request FY 21/22	Anticipated Request FY 22/23	Anticipated Request FY 23/24	Anticipated Request FY 24/25	Anticipated Request FY 25/26	Total 5-Year Funding	Future Funding
17308							
Gas Tax Fund, 2107 and 2107.5	7,000	0	0	0	0	7,000	0
	\$7,000	\$0	\$0	\$0	\$0	\$7,000	\$0

■ For Council Approval

★ BPU Recommended



E Haven Dr Sewer and Water Improvements - Eleanor Ave to E Foothill Dr

Project ID 1684

Continuing

Project Description:

This project is part of the replacement of the Grace neighborhood water and sewer mains. This project will replace undersized and aged water main and aged and obsolete sewer main in East Haven from Eleanor Avenue to East Foothill Drive, in Hawthorne Court, Iris Court and Eleanor Avenue. This project will also replace aged and obsolete sewer main in East Foothill Drive between Thomas Drive and Siesta Lane. Upsizing the water mains will improve fire flow and reduce maintenance costs. Replacing older deteriorated VCP pipe reduces inflow and infiltration and reduces maintenance costs. Pavement will be reconstructed.



Project Contact: David Fradelizio
Cumulative Prior Funding: \$604,000
Total 5-Year Funding: \$2,820,000

Estimated Construction: 2021-22
Estimated Funding After 2025/26: \$0
Total Project Funding: \$3,424,000

Funding Source	Funding Request FY 21/22	Anticipated Request FY 22/23	Anticipated Request FY 23/24	Anticipated Request FY 24/25	Anticipated Request FY 25/26	Total 5-Year Funding	Future Funding
55681							
Water Utility Fund	1,520,000 ★	0	0	0	0	1,520,000	0
70709							
Local Wastewater Utility Fund	1,300,000 ★	0	0	0	0	1,300,000	0
	\$2,820,000	\$0	\$0	\$0	\$0	\$2,820,000	\$0

■ For Council Approval

★ BPU Recommended



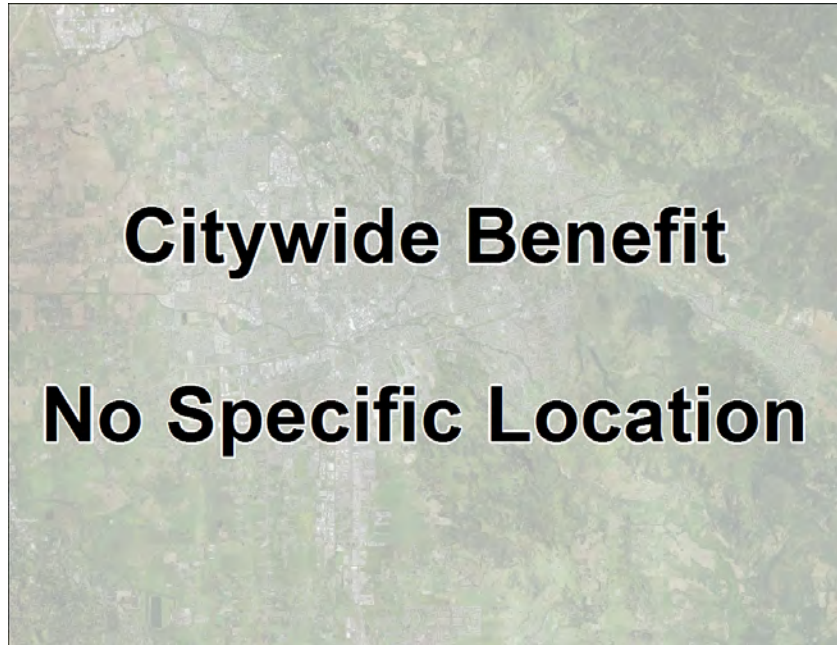
CIP Grant and Environmental Support

Project ID 1726

Continuing

Project Description:

Work associated with preparing grants & environmental work for CIP projects.



Project Contact: Nancy Adams
Cumulative Prior Funding: \$105,187
Total 5-Year Funding: \$12,000

Estimated Construction: Continuous
Estimated Funding After 2025/26: \$0
Total Project Funding: \$117,187

Funding Source	Funding Request FY 21/22	Anticipated Request FY 22/23	Anticipated Request FY 23/24	Anticipated Request FY 24/25	Anticipated Request FY 25/26	Total 5-Year Funding	Future Funding
17496							
Gas Tax Fund, 2103	12,000	0	0	0	0	12,000	0
	\$12,000	\$0	\$0	\$0	\$0	\$12,000	\$0

■ For Council Approval

★ BPU Recommended



A Place to Play

Project ID 1776

Continuing

Project Description:

Approximately 60% of the Master Plan is completed with future phases to be scheduled as funding becomes available. The future focus will be on installation of the two multi-purpose softball/baseball/soccer fields with a restroom, two park monument signs, and two vehicular gates.



Project Contact: Jen Santos
Cumulative Prior Funding: \$12,901,859
Total 5-Year Funding: \$500,000

Estimated Construction: Continuous
Estimated Funding After 2025/26: \$0
Total Project Funding: \$13,401,859

Funding Source	Funding Request FY 21/22	Anticipated Request FY 22/23	Anticipated Request FY 23/24	Anticipated Request FY 24/25	Anticipated Request FY 25/26	Total 5-Year Funding	Future Funding
09578							
Park Acquisition & Devt NW Zone 1	500,000	0	0	0	0	500,000	0
	\$500,000	\$0	\$0	\$0	\$0	\$500,000	\$0

■ For Council Approval

★ BPU Recommended



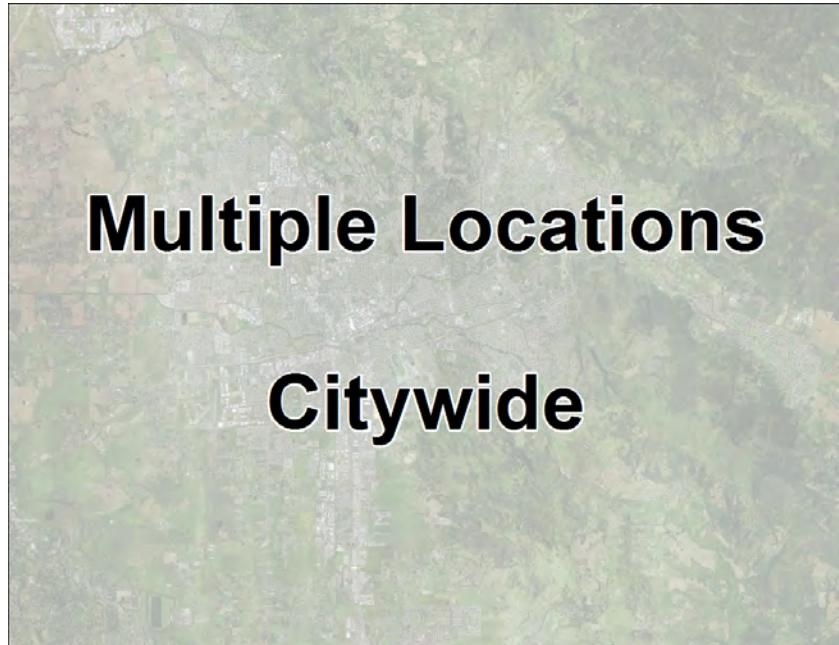
Temporary Traffic Calming Devices

Project ID 1785

Continuing

Project Description:

Installation of speed tables, striping, and signing developed from this project to help address speeding and cut-through traffic in neighborhoods.



Project Contact: Rob Sprinkle
Cumulative Prior Funding: \$272,500
Total 5-Year Funding: \$50,000

Estimated Construction: Continuous
Estimated Funding After 2025/26: \$0
Total Project Funding: \$322,500

Funding Source	Funding Request FY 21/22	Anticipated Request FY 22/23	Anticipated Request FY 23/24	Anticipated Request FY 24/25	Anticipated Request FY 25/26	Total 5-Year Funding	Future Funding
17305							
Gas Tax Fund, 2107 and 2107.5	50,000	0	0	0	0	50,000	0
	\$50,000	\$0	\$0	\$0	\$0	\$50,000	\$0

■ For Council Approval

★ BPU Recommended

Oakmont Treatment Plant Sewer Trunk Relocation

Project ID 1805

Continuing

Project Description:

Install a new sewer trunk line in order to bypass the Oakmont Treatment Plant. The existing bypass line which enters OTP has several elevation changes and causes solids to build-up and reduce flow, thus requiring Local Ops to conduct routine cleaning and flushing of sewer trunk in OTP. A new bypass trunk line would eliminate maintenance costs and reduce the City's liability due to sanitary sewer overflows.



Project Contact: David Fradelizio
Cumulative Prior Funding: \$1,920,000
Total 5-Year Funding: \$200,000

Estimated Construction: 2021-22
Estimated Funding After 2025/26: \$0
Total Project Funding: \$2,120,000

Funding Source	Funding Request FY 21/22	Anticipated Request FY 22/23	Anticipated Request FY 23/24	Anticipated Request FY 24/25	Anticipated Request FY 25/26	Total 5-Year Funding	Future Funding
70714							
Local Wastewater Utility Fund	200,000 ★	0	0	0	0	200,000	0
	\$200,000	\$0	\$0	\$0	\$0	\$200,000	\$0

■ For Council Approval

★ BPU Recommended

South Santa Rosa Area Fire Station

Project ID 1841

Carryover

Project Description:

To meet the City's response time standards and to have adequate resources to meet services demands, studies recommend adding three fire stations, moving three existing fire stations to more appropriate locations, and adding an additional ladder truck or heavy rescue company on the east side of town.



Project Contact: Jim Arend
Cumulative Prior Funding: \$1,914,392
Total 5-Year Funding: \$126,373

Estimated Construction: Continuous
Estimated Funding After 2025/26: \$0
Total Project Funding: \$2,040,765

Funding Source	Funding Request FY 21/22	Anticipated Request FY 22/23	Anticipated Request FY 23/24	Anticipated Request FY 24/25	Anticipated Request FY 25/26	Total 5-Year Funding	Future Funding
05054							
Capital Facilities Fee Fund	126,373	0	0	0	0	126,373	0
	\$126,373	\$0	\$0	\$0	\$0	\$126,373	\$0

 For Council Approval

★ BPU Recommended



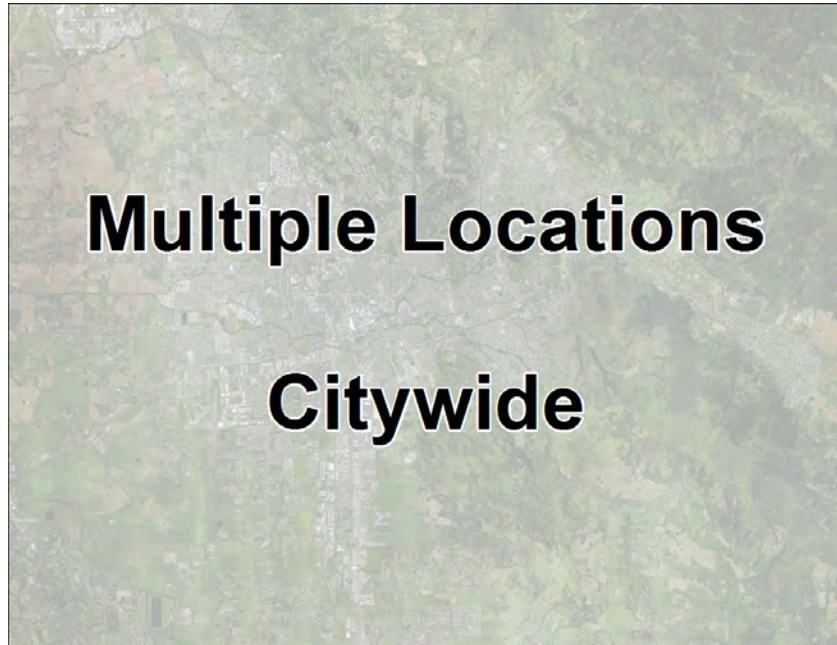
LED Street Light Replacement Program

Project ID 1842

Continuing

Project Description:

This project will fund the replacement of existing high-pressure sodium streetlights with Light-Emitting-Diode (LED) technology at multiple locations throughout the City.



Project Contact: Michael Vanmidde
Cumulative Prior Funding: \$3,060,317
Total 5-Year Funding: \$600,000

Estimated Construction: Continuous
Estimated Funding After 2025/26: \$0
Total Project Funding: \$3,660,317

Funding Source	Funding Request FY 21/22	Anticipated Request FY 22/23	Anticipated Request FY 23/24	Anticipated Request FY 24/25	Anticipated Request FY 25/26	Total 5-Year Funding	Future Funding
17531							
General Fund	600,000	0	0	0	0	600,000	0
	\$600,000	\$0	\$0	\$0	\$0	\$600,000	\$0

■ For Council Approval

★ BPU Recommended



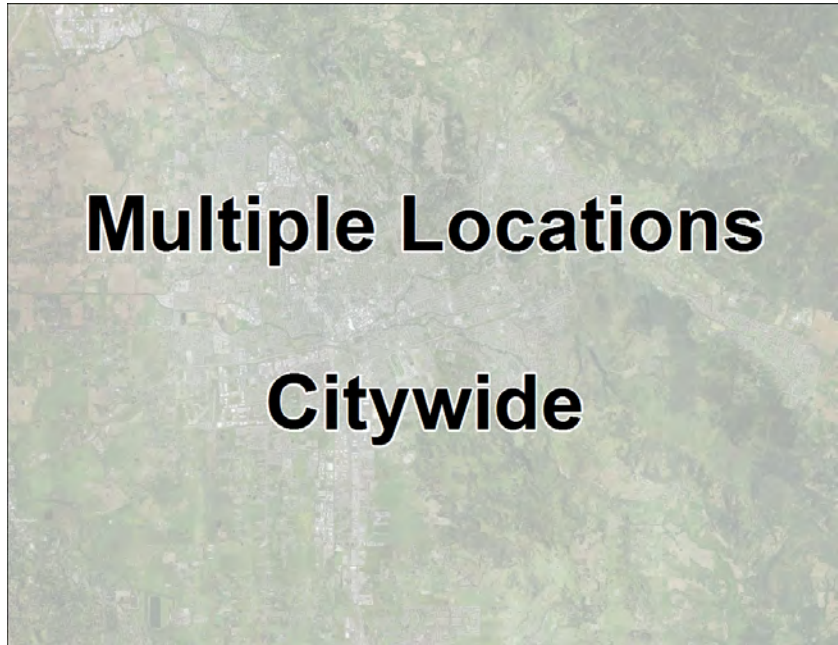
Signal Bike/Vehicle Detection - Project Related, as Requested

Project ID 1900

Continuing

Project Description:

This project will be used to improve vehicle and bicycle detection at signalized intersections that experience detection problems either with vehicles or bicycles. As projects are built, these are by request.



Project Contact: Rob Sprinkle
Cumulative Prior Funding: \$391,127
Total 5-Year Funding: \$50,000

Estimated Construction: 2021-22
Estimated Funding After 2025/26: \$0
Total Project Funding: \$441,127

Funding Source	Funding Request FY 21/22	Anticipated Request FY 22/23	Anticipated Request FY 23/24	Anticipated Request FY 24/25	Anticipated Request FY 25/26	Total 5-Year Funding	Future Funding
17546							
Gas Tax Fund, 2107 and 2107.5	50,000	0	0	0	0	50,000	0
	\$50,000	\$0	\$0	\$0	\$0	\$50,000	\$0

■ For Council Approval

★ BPU Recommended

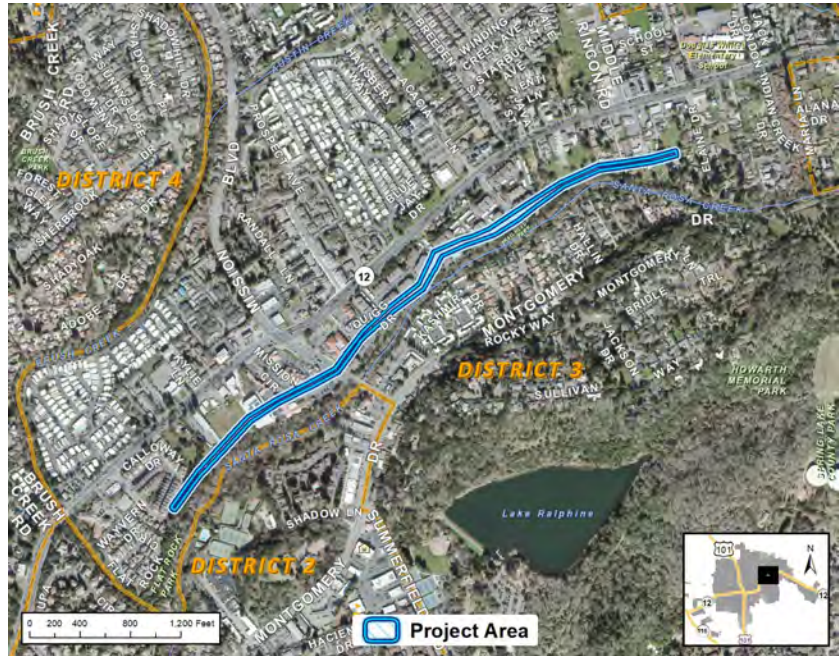
Los Alamos Trunk Replacement: Streamside Dr to Elaine Dr

Project ID 1903

Continuing

Project Description:

This project includes providing the preliminary design and supporting studies for replacement of the existing Los Alamos sewer trunk from Streamside Drive to Melita Drive (approximately 16,000 linear feet (LF)). Construction documents will be prepared for the downstream segment (approximately 5,500 LF) from Streamside Drive to Elaine Drive. The trunk, installed in the 1950's, is undersized and is in poor condition. This project will provide more capacity to help prevent overflows, increase reliability, and reduce maintenance. In addition, it will be re-aligned out of yards and further away from the creek where practical. Relocation of the water main may be necessary in certain locations to create adequate separation from proposed sewer line.



Project Contact: Andrew Wilt
Cumulative Prior Funding: \$6,493,557
Total 5-Year Funding: \$3,000,000

Estimated Construction: 2021-22
Estimated Funding After 2025/26: \$0
Total Project Funding: \$9,493,557

Funding Source	Funding Request FY 21/22	Anticipated Request FY 22/23	Anticipated Request FY 23/24	Anticipated Request FY 24/25	Anticipated Request FY 25/26	Total 5-Year Funding	Future Funding
70737							
Local Wastewater Utility Fund	3,000,000 ★	0	0	0	0	3,000,000	0
	\$3,000,000	\$0	\$0	\$0	\$0	\$3,000,000	\$0

■ For Council Approval

★ BPU Recommended



Los Alamos Trunk Replacement: Elaine Dr to Melita Rd at Santa Rosa Creek

Project ID 1904

Continuing

Project Description:

This project will upscale and realign an approximately 4,600 linear feet section of the Los Alamos Sewer Trunk from Elaine Drive to Melita Road at Santa Rosa Creek to the public right of way. The trunk, installed in the 1950s, is undersized and is in poor condition. This project will provide trunk capacity, increase reliability and reduce maintenance. Relocation of the water main to create adequate separation from proposed sewer line is anticipated.



Project Contact: Andy Allen
Cumulative Prior Funding: \$27,202
Total 5-Year Funding: \$6,940,000

Estimated Construction: 2023-24
Estimated Funding After 2025/26: \$0
Total Project Funding: \$6,967,202

Funding Source	Funding Request FY 21/22	Anticipated Request FY 22/23	Anticipated Request FY 23/24	Anticipated Request FY 24/25	Anticipated Request FY 25/26	Total 5-Year Funding	Future Funding
55717							
Water Utility Fund	140,000 ★	0	0	0	0	140,000	0
70738							
Local Wastewater Utility Fund	400,000 ★	400,000	6,000,000	0	0	6,800,000	0
	\$540,000	\$400,000	\$6,000,000	\$0	\$0	\$6,940,000	\$0

■ For Council Approval ★ BPU Recommended



Lower Colgan Creek Restoration - Phase 2

Project ID 1924

Continuing

Project Description:

This restoration project will restore 2,170 lineal feet of straightened and denuded channel into a natural creek while still providing flood protection. The project is the second phase of a three phased project. The new alignment will allow the creek channel to have greater water retention during high flows. There will be in-stream structures and pools installed to enhance aquatic life such as boulders, boulder weirs, and over 1,000 native trees, shrubs and grasses. Project limits are from Victoria Drive downstream to Boron Avenue.



Project Contact: Steve Brady
Cumulative Prior Funding: \$4,822,391
Total 5-Year Funding: \$200,000

Estimated Construction: 2021-22
Estimated Funding After 2025/26: \$0
Total Project Funding: \$5,022,391

Funding Source	Funding Request FY 21/22	Anticipated Request FY 22/23	Anticipated Request FY 23/24	Anticipated Request FY 24/25	Anticipated Request FY 25/26	Total 5-Year Funding	Future Funding
54024							
Storm Water Enterprise-Creek Restoration	200,000 ★	0	0	0	0	200,000	0
	\$200,000	\$0	\$0	\$0	\$0	\$200,000	\$0

■ For Council Approval

★ BPU Recommended



Lower Colgan Creek Restoration Phase 3

Project ID 1946

New

Project Description:

This information is for Phase 3 of a planned 3 phase project. Project limits are from Boron Avenue downstream to Dutton Meadow.

This restoration project will restore 2,450 lineal feet of straightened and denuded channel into a natural creek while still providing flood protection. The new alignment will allow the creek channel to have greater water retention during high demands. There will be structures and pools installed to enhance aquatic life such as boulders, boulder weirs, and over 1,000 native trees, shrubs and grasses.

Human elements include the creation of a bicycle/pedestrian path and pedestrian bridge.



Project Contact: Steve Brady
Cumulative Prior Funding: \$79,000
Total 5-Year Funding: \$250,000

Estimated Construction: 2020-21
Estimated Funding After 2025/26: \$0
Total Project Funding: \$329,000

Funding Source	Funding Request FY 21/22	Anticipated Request FY 22/23	Anticipated Request FY 23/24	Anticipated Request FY 24/25	Anticipated Request FY 25/26	Total 5-Year Funding	Future Funding
54030							
Storm Water Enterprise-Creek Restoration	250,000 ★	0	0	0	0	250,000	0
	\$250,000	\$0	\$0	\$0	\$0	\$250,000	\$0

■ For Council Approval

★ BPU Recommended




Pine Flat Road Stabilization Measures

Project ID 1973

New

Project Description:

Specific sections of the Geysers pipeline alignment along Pine Flat Road are in need of slope stabilization improvements. Due to the critical nature of the Geysers pipeline infrastructure, a geotechnical study was performed that prioritized and assessed risk in terms of location. This project will address the locations determined to have the highest risk of slope failure. Improvements will include retaining walls, drainage improvements, roadway rehabilitation and permanent subsurface monitoring facilities.



Project Contact: Tanya Mokvyts
Cumulative Prior Funding: \$5,000
Total 5-Year Funding: \$520,000

Estimated Construction: 2021-22
Estimated Funding After 2025/26: \$0
Total Project Funding: \$525,000

Funding Source	Funding Request FY 21/22	Anticipated Request FY 22/23	Anticipated Request FY 23/24	Anticipated Request FY 24/25	Anticipated Request FY 25/26	Total 5-Year Funding	Future Funding
86554							
Subregional Wastewater Facility Operations	200,000 ★	0	320,000	0	0	520,000	0
	\$200,000	\$0	\$320,000	\$0	\$0	\$520,000	\$0

■ For Council Approval

★ BPU Recommended



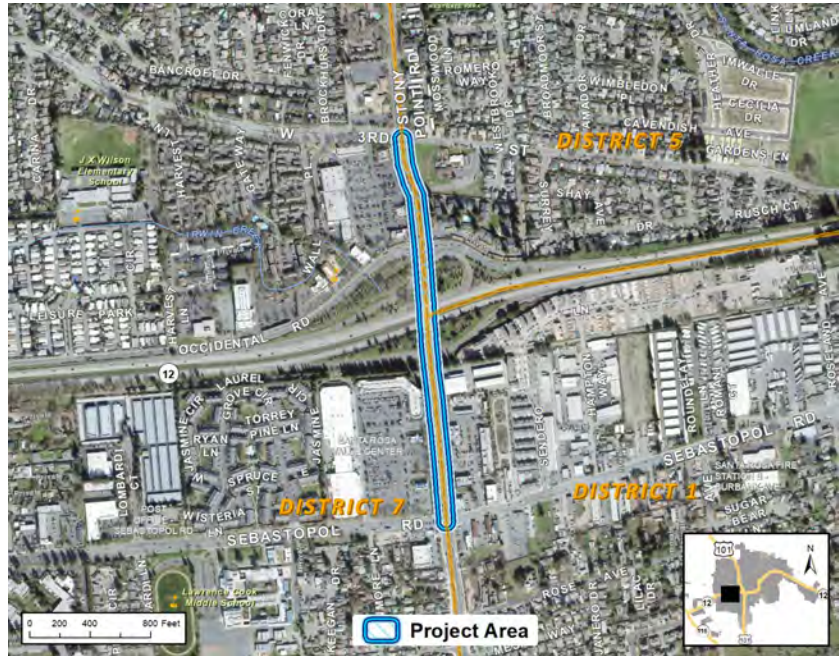
Stony Point Rd Active Transportation Center

Project ID 2025

New

Project Description:

The project will prepare Corridor Study for Stony Point Road from Third Street to Sebastopol Road for Active Transportation Modes. The City's Bicycle and Pedestrian Master Plan Update 2018 (BPMPU2018) identified eight (8) corridor studies in the First Phase Project List. The study is anticipated to identify bicycling or walking facilities are feasible or enhancements desirable along this segment of Stony Point Road. The study is scheduled to be completed by Fall 2020.



Project Contact: Nancy Adams
Cumulative Prior Funding: \$150,000
Total 5-Year Funding: \$100,000

Estimated Construction: 2021-22
Estimated Funding After 2025/26: \$0
Total Project Funding: \$250,000

Funding Source	Funding Request FY 21/22	Anticipated Request FY 22/23	Anticipated Request FY 23/24	Anticipated Request FY 24/25	Anticipated Request FY 25/26	Total 5-Year Funding	Future Funding
17638							
Capital Facilities Fee Fund	100,000	0	0	0	0	100,000	0
	\$100,000	\$0	\$0	\$0	\$0	\$100,000	\$0

■ For Council Approval

★ BPU Recommended



Cleveland Ave and 7th Street Lateral Installation and Sewer Main Abandonment

Project ID 2041

Continuing

Project Description:

This project will abandon approximately 700 feet of clay sewer main on the west side of Cleveland between Ridgway Avenue and Carrillo Street by transferring 23 laterals to an existing PVC sewer trunk on the east side of Cleveland Avenue.



Project Contact: David Fradelizio
Cumulative Prior Funding: \$1,250,000
Total 5-Year Funding: \$650,000

Estimated Construction: 2021-22
Estimated Funding After 2025/26: \$0
Total Project Funding: \$1,900,000

Funding Source	Funding Request FY 21/22	Anticipated Request FY 22/23	Anticipated Request FY 23/24	Anticipated Request FY 24/25	Anticipated Request FY 25/26	Total 5-Year Funding	Future Funding
70767							
Local Wastewater Utility Fund	650,000 ★	0	0	0	0	650,000	0
	\$650,000	\$0	\$0	\$0	\$0	\$650,000	\$0

■ For Council Approval

★ BPU Recommended



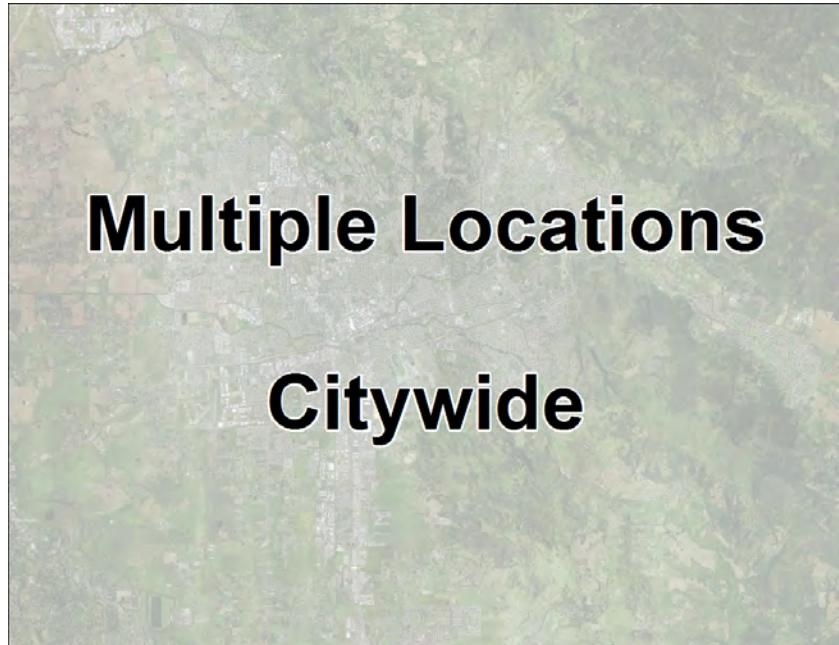
Subregional Mitigation Bank Development

Project ID 2046

Continuing

Project Description:

This project will fund the analysis and potential development of an endangered species (e.g. California Tiger Salamander) mitigation bank on one or more Subregional Parcels. The mitigation credits would be used for City Projects only, with emphasis placed on high priority and Regional projects.



Project Contact: Steve Brady
Cumulative Prior Funding: \$1,339,000
Total 5-Year Funding: \$2,950,000

Estimated Construction: N/A
Estimated Funding After 2025/26: \$0
Total Project Funding: \$4,289,000

Funding Source	Funding Request FY 21/22	Anticipated Request FY 22/23	Anticipated Request FY 23/24	Anticipated Request FY 24/25	Anticipated Request FY 25/26	Total 5-Year Funding	Future Funding
86571							
Subregional Wastewater Facility Operations	400,000 ★	1,000,000	1,550,000	0	0	2,950,000	0
	\$400,000	\$1,000,000	\$1,550,000	\$0	\$0	\$2,950,000	\$0

■ For Council Approval

★ BPU Recommended



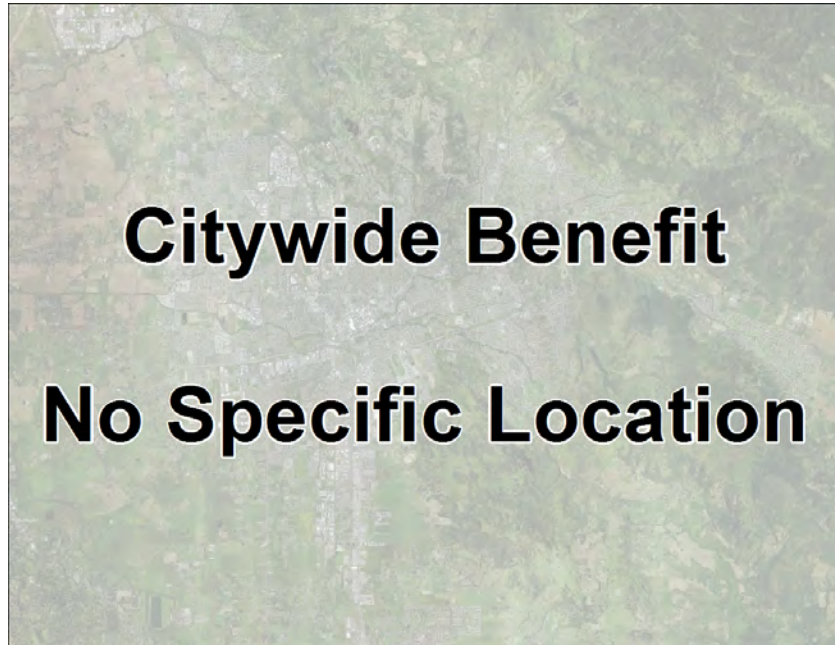
Laguna Treatment Plant Electrical Infrastructure Replacement

Project ID 2050

Continuing

Project Description:

This project will involve replacement of the M1 main switchgear and the load centers that have reached the end of their useful life as identified in the Power Master Plan and in the Subregional Water Resource Recovery Facilities Master Plan currently under development.



Project Contact: Tanya Mokvyts
Cumulative Prior Funding: \$400,000
Total 5-Year Funding: \$3,900,000

Estimated Construction: 2025-26
Estimated Funding After 2025/26: \$0
Total Project Funding: \$4,300,000

Funding Source	Funding Request FY 21/22	Anticipated Request FY 22/23	Anticipated Request FY 23/24	Anticipated Request FY 24/25	Anticipated Request FY 25/26	Total 5-Year Funding	Future Funding
86572							
Subregional Wastewater Facility Operations	500,000 ★	0	1,000,000	1,000,000	1,400,000	3,900,000	0
	\$500,000	\$0	\$1,000,000	\$1,000,000	\$1,400,000	\$3,900,000	\$0

■ For Council Approval

★ BPU Recommended



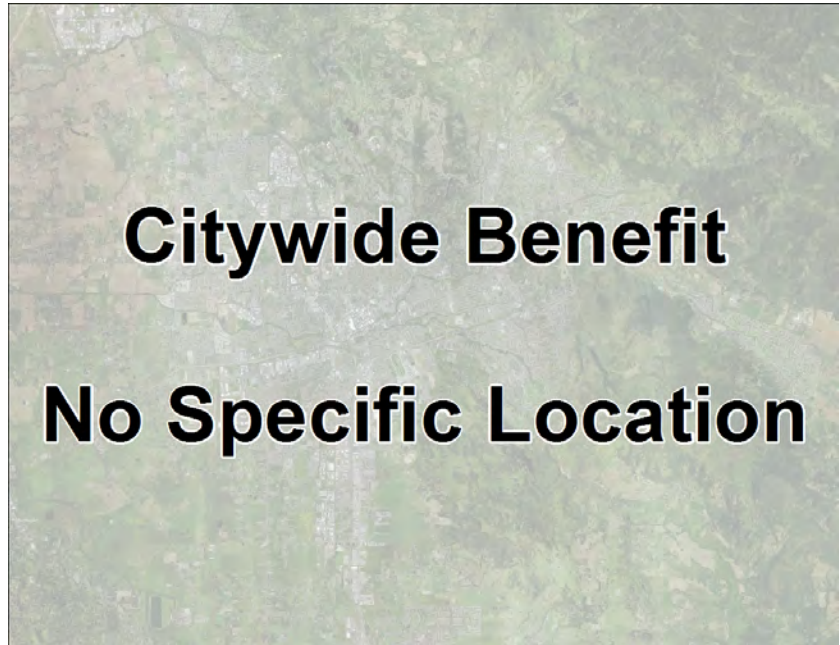
Storm Drain Master Plan

Project ID 2063

New

Project Description:

Funds to develop a Storm Drainage Master Plan evaluating infrastructure needs, drainage issues, underserved areas, funding needs, project prioritization, and schedule.



Project Contact: Heaven Moore
Cumulative Prior Funding: \$245,000
Total 5-Year Funding: \$225,000

Estimated Construction: Continuous
Estimated Funding After 2025/26: \$0
Total Project Funding: \$470,000

Funding Source	Funding Request FY 21/22	Anticipated Request FY 22/23	Anticipated Request FY 23/24	Anticipated Request FY 24/25	Anticipated Request FY 25/26	Total 5-Year Funding	Future Funding
54031							
Capital Facilities Fee Fund	120,000 ★	0	0	0	0	120,000	0
Storm Water Enterprise Fund	105,000 ★	0	0	0	0	105,000	0
	\$225,000	\$0	\$0	\$0	\$0	\$225,000	\$0

■ For Council Approval

★ BPU Recommended



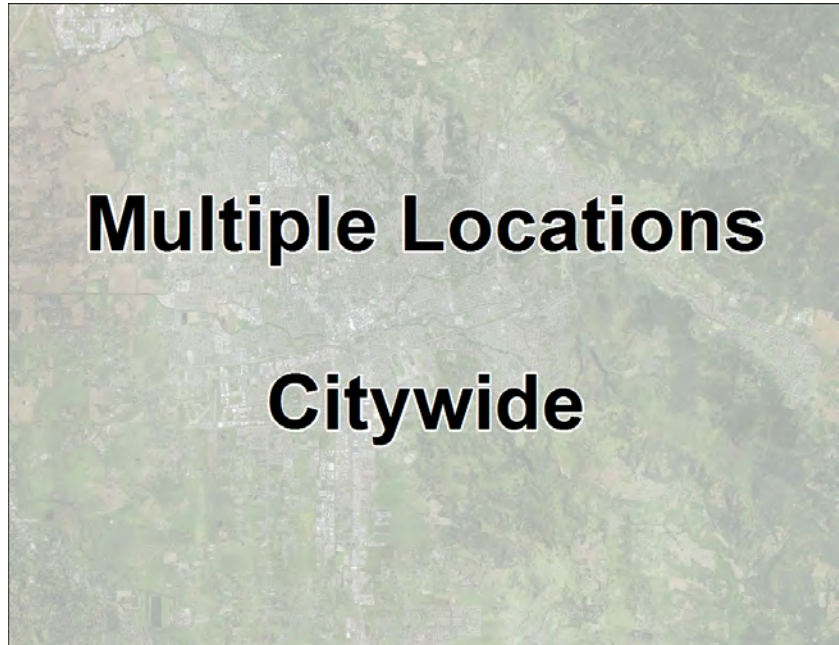
Citywide Green Bike Lane Transition Enhancements

Project ID 2066

Continuing

Project Description:

This project will enhance Citywide green bike lane transitions. The initial streets evaluated were Guerneville Road, Mendocino Avenue/Santa Rosa Avenue, Sebastopol Road, Sonoma Avenue, Stony Point Road/Marlow Road, Hoen Avenue and Summerfield Road.



Project Contact: Nancy Adams
Cumulative Prior Funding: \$112,984
Total 5-Year Funding: \$70,000

Estimated Construction: Continuous
Estimated Funding After 2025/26: \$0
Total Project Funding: \$182,984

Funding Source	Funding Request FY 21/22	Anticipated Request FY 22/23	Anticipated Request FY 23/24	Anticipated Request FY 24/25	Anticipated Request FY 25/26	Total 5-Year Funding	Future Funding
17561 Capital Facilities Fee Fund	70,000	0	0	0	0	70,000	0
	\$70,000	\$0	\$0	\$0	\$0	\$70,000	\$0

 For Council Approval

★ BPU Recommended

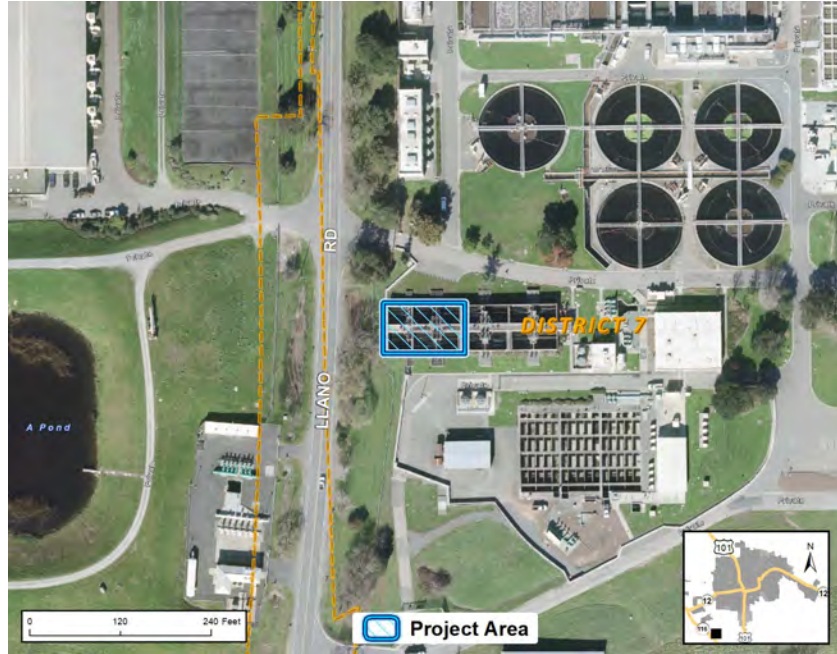
Replacement of Filter Valves and Actuators Phase II

Project ID 2096

New

Project Description:

This project will address ongoing infrastructure replacement needs plant wide. This particular project will complete the procurement and installation of the remaining actuators and refurbish valves that control backwash for tertiary filtration.



Project Contact: Tanya Mokvyts
Cumulative Prior Funding: \$0
Total 5-Year Funding: \$1,430,000

Estimated Construction: 2022-23
Estimated Funding After 2025/26: \$0
Total Project Funding: \$1,430,000

Funding Source	Funding Request FY 21/22	Anticipated Request FY 22/23	Anticipated Request FY 23/24	Anticipated Request FY 24/25	Anticipated Request FY 25/26	Total 5-Year Funding	Future Funding
86580							
Subregional Wastewater Facility Operations	250,000 ★	1,180,000	0	0	0	1,430,000	0
	\$250,000	\$1,180,000	\$0	\$0	\$0	\$1,430,000	\$0

■ For Council Approval

★ BPU Recommended



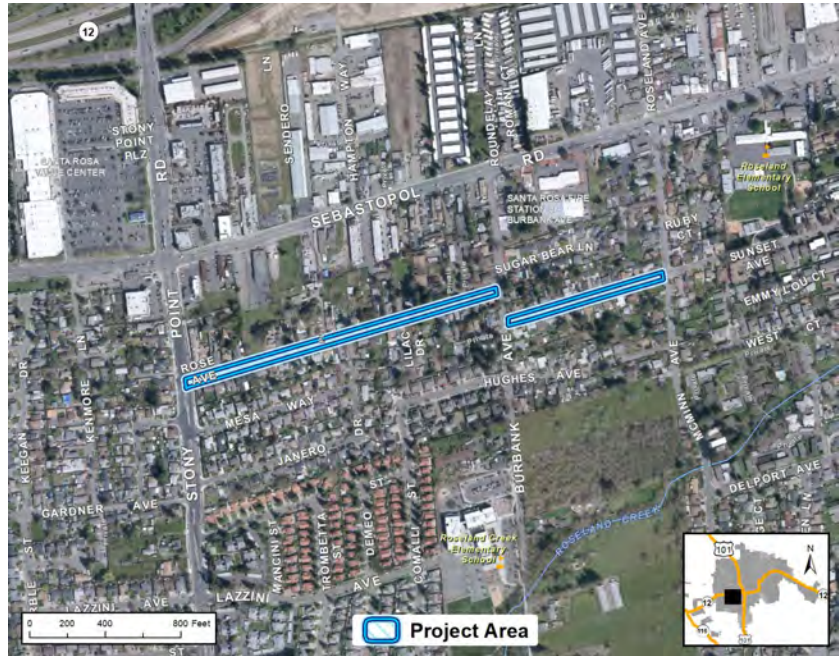
Roseland Pavement Maintenance

Project ID 2113

Continuing

Project Description:

To share in the City's transportation infrastructure costs for the Roseland annexation, the County will provide funding of \$6.62M over a 10-year period (Transportation Payment) to cover pavement improvement costs in the Roseland annexation area which may include asphalt paved walkways on the shoulders and required Americans with Disabilities Act (ADA) upgrades.



Project Contact: Danny Chen
Cumulative Prior Funding: \$2,678,000
Total 5-Year Funding: \$3,310,000

Estimated Construction: Continuous
Estimated Funding After 2025/26: \$0
Total Project Funding: \$5,988,000

Funding Source	Funding Request FY 21/22	Anticipated Request FY 22/23	Anticipated Request FY 23/24	Anticipated Request FY 24/25	Anticipated Request FY 25/26	Total 5-Year Funding	Future Funding
17573							
General Fund	662,000	662,000	662,000	662,000	662,000	3,310,000	0
	\$662,000	\$662,000	\$662,000	\$662,000	\$662,000	\$3,310,000	\$0

■ For Council Approval

★ BPU Recommended



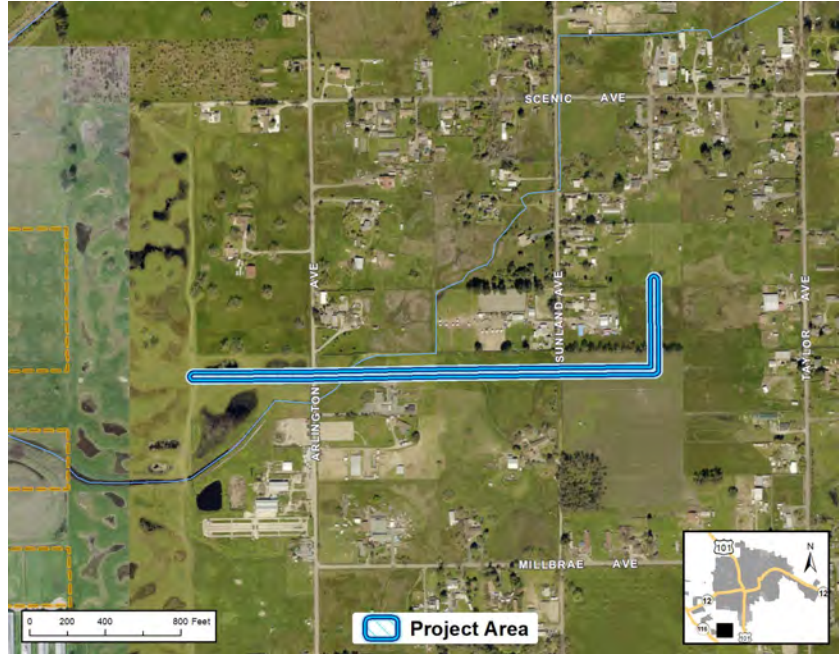
Robles Trunk Lining Phase 1

Project ID 2114

Continuing

Project Description:

This sewer trunk rehabilitation will decrease maintenance costs, inflow and infiltration and increase longevity of the trunk.



Project Contact: Sara Mathews
Cumulative Prior Funding: \$3,000,000
Total 5-Year Funding: \$2,510,000

Estimated Construction: 2021-22
Estimated Funding After 2025/26: \$0
Total Project Funding: \$5,510,000

Funding Source	Funding Request FY 21/22	Anticipated Request FY 22/23	Anticipated Request FY 23/24	Anticipated Request FY 24/25	Anticipated Request FY 25/26	Total 5-Year Funding	Future Funding
70775							
Local Wastewater Utility Fund	2,510,000 ★	0	0	0	0	2,510,000	0
	\$2,510,000	\$0	\$0	\$0	\$0	\$2,510,000	\$0

■ For Council Approval

★ BPU Recommended



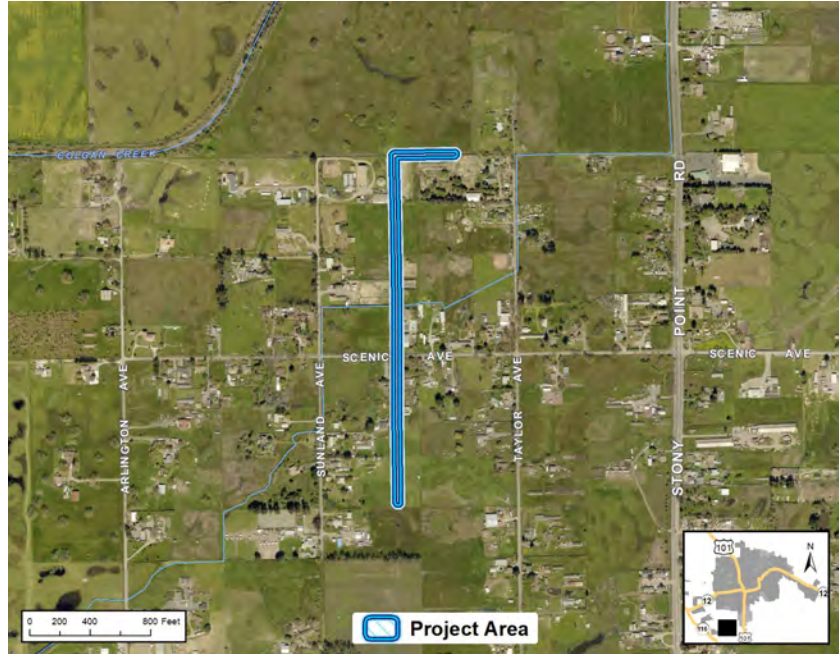
Robles Trunk Lining Phase 2

Project ID 2115

New

Project Description:

This sewer trunk rehabilitation will decrease maintenance costs, inflow and infiltration and increase longevity of the trunk. In addition, a corrosive environment has resulted in minimal cement holding surface aggregate in place.



Project Contact: Andy Allen
Cumulative Prior Funding: \$0
Total 5-Year Funding: \$5,800,000

Estimated Construction: 2022-23
Estimated Funding After 2025/26: \$0
Total Project Funding: \$5,800,000

Funding Source	Funding Request FY 21/22	Anticipated Request FY 22/23	Anticipated Request FY 23/24	Anticipated Request FY 24/25	Anticipated Request FY 25/26	Total 5-Year Funding	Future Funding
70790							
Local Wastewater Utility Fund	600,000 ★	5,200,000	0	0	0	5,800,000	0
	\$600,000	\$5,200,000	\$0	\$0	\$0	\$5,800,000	\$0

■ For Council Approval

★ BPU Recommended



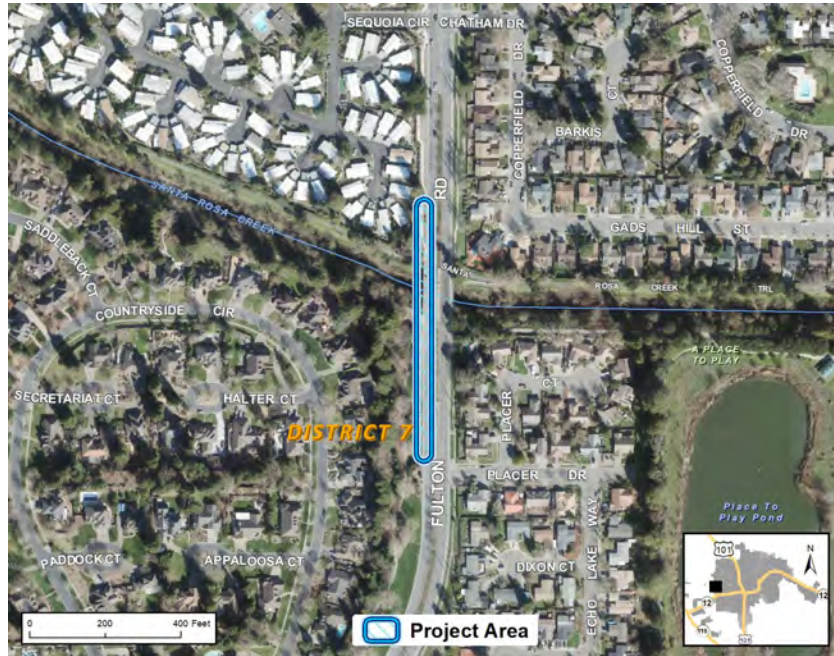
S Fulton Trunk Sewer Repair - Fulton Rd at Santa Rosa Crk

Project ID 2117

Continuing

Project Description:

Eliminate the constrictions in the existing sewer pipe across Santa Rosa Creek between manhole 12 and manhole 13. The existing 18 in ACP sewer was installed in 1969 under the creek and west of the Fulton Road bridge. The 18 in ACP sewer was lined with a 14 in polyethylene (PE) liner in 1985. CCTV video indicates that the PE liner is deformed creating constrictions. Open-cut replacement with a new 8 in diameter pipe was the method recommended by the consultants RMC/Woodward & Curran in their Technical Memorandum dated February 26, 2018. A cofferdam, fish relocation and construction area creek flow bypass will likely be necessary.



Project Contact: Andrew Wilt
Cumulative Prior Funding: \$1,415,000
Total 5-Year Funding: \$1,200,000

Estimated Construction: 2021-22
Estimated Funding After 2025/26: \$0
Total Project Funding: \$2,615,000

Funding Source	Funding Request FY 21/22	Anticipated Request FY 22/23	Anticipated Request FY 23/24	Anticipated Request FY 24/25	Anticipated Request FY 25/26	Total 5-Year Funding	Future Funding
70778							
Local Wastewater Utility Fund	1,200,000 ★	0	0	0	0	1,200,000	0
	\$1,200,000	\$0	\$0	\$0	\$0	\$1,200,000	\$0

■ For Council Approval

★ BPU Recommended

Leete Well Rehabilitation

Project ID 2121

Continuing

Project Description:

Leete Well is to be rehabilitated to expand the City's emergency water supply as outlined in the Ground Water Master Plan. An evaluation of the well casing and building is necessary to determine project scope and associated costs.



Project Contact: Colin Close
Cumulative Prior Funding: \$110,000
Total 5-Year Funding: \$2,500,000

Estimated Construction: 2019-20
Estimated Funding After 2025/26: \$0
Total Project Funding: \$2,610,000

Funding Source	Funding Request FY 21/22	Anticipated Request FY 22/23	Anticipated Request FY 23/24	Anticipated Request FY 24/25	Anticipated Request FY 25/26	Total 5-Year Funding	Future Funding
55758							
Water Utility Fund	500,000 ★	500,000	500,000	500,000	500,000	2,500,000	0
	\$500,000	\$500,000	\$500,000	\$500,000	\$500,000	\$2,500,000	\$0

 For Council Approval

★ BPU Recommended



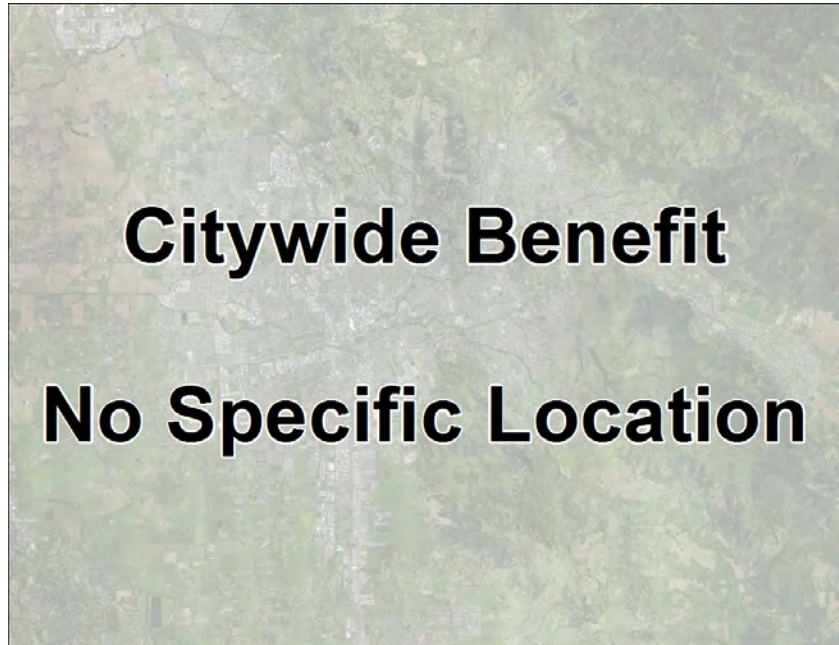
Relocation of Fire Station 8

Project ID 2125

Continuing

Project Description:

There is the need to purchase property to move out Fire Station 8 closer to HWY 101 within the SW quadrant area. Moving Station 8 would meet the current Standard of Coverage plan and reduce response time. No specific location in the SW quadrant has been identified but initial funding would allow for a property to be located and purchased.



Project Contact: Anthony Gossner
Cumulative Prior Funding: \$4,965,010
Total 5-Year Funding: \$126,372

Estimated Construction: Future
Estimated Funding After 2025/26: \$0
Total Project Funding: \$5,091,382

Funding Source	Funding Request FY 21/22	Anticipated Request FY 22/23	Anticipated Request FY 23/24	Anticipated Request FY 24/25	Anticipated Request FY 25/26	Total 5-Year Funding	Future Funding
05094							
Capital Facilities Fee Fund	126,372	0	0	0	0	126,372	0
	\$126,372	\$0	\$0	\$0	\$0	\$126,372	\$0

■ For Council Approval

★ BPU Recommended



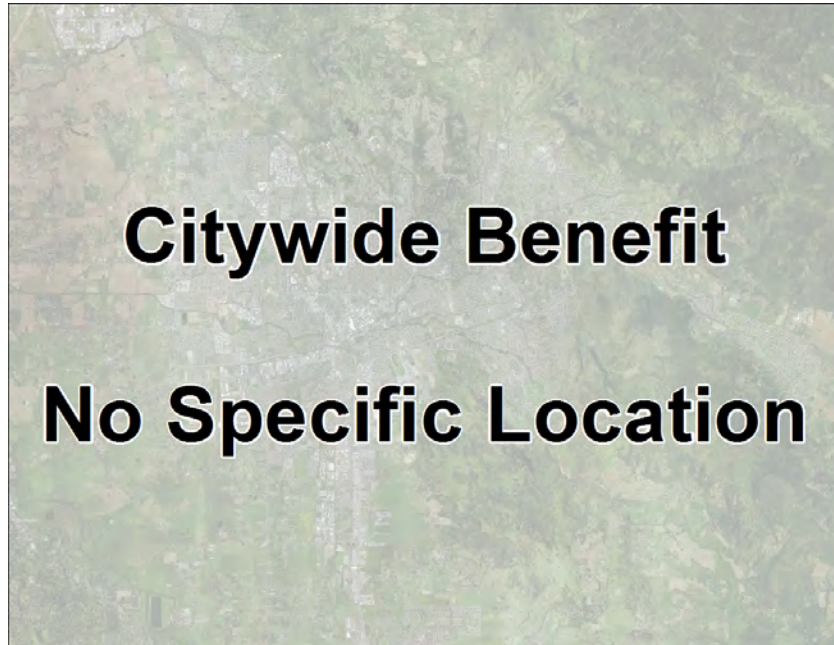
Survey Team Equipment Replacement

Project ID 2127

Annual

Project Description:

This project provides funds for the purchase of equipment to replace obsolete and aging equipment for the Survey Team.



Project Contact: Michael Jones
Cumulative Prior Funding: \$75,000
Total 5-Year Funding: \$200,000

Estimated Construction: Continuous
Estimated Funding After 2025/26: \$0
Total Project Funding: \$275,000

Funding Source	Funding Request FY 21/22	Anticipated Request FY 22/23	Anticipated Request FY 23/24	Anticipated Request FY 24/25	Anticipated Request FY 25/26	Total 5-Year Funding	Future Funding
17579							
Gas Tax Fund, 2103	25,000	25,000	125,000	25,000	0	200,000	0
	\$25,000	\$25,000	\$125,000	\$25,000	\$0	\$200,000	\$0

■ For Council Approval

★ BPU Recommended



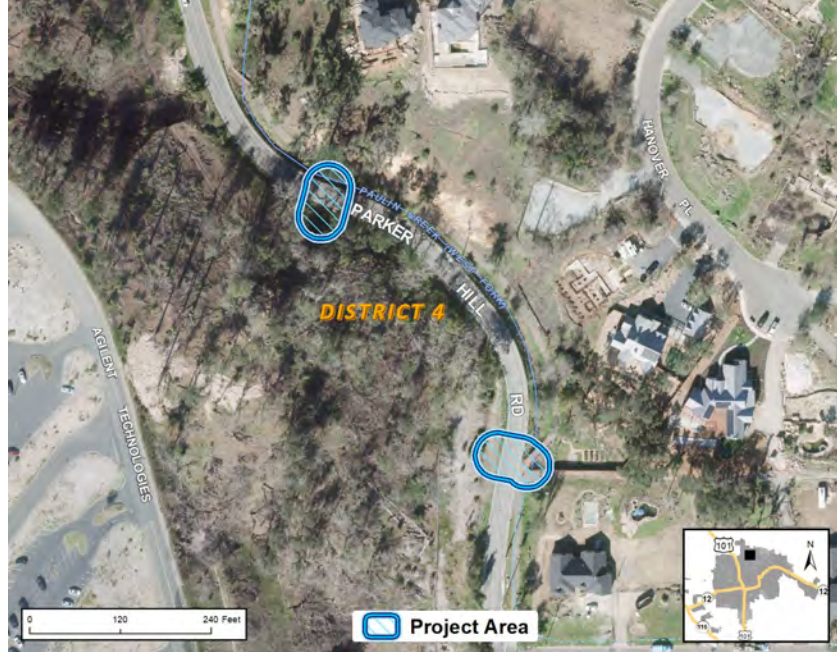
Parker Hill Rd and Paulin Creek Erosion Repair

Project ID 2139

New

Project Description:

This project is to armor and back fill two locations along the west bank of Paulin Creek to protect Parker Hill Road. The 2016-2017 storms produced heavy flows in Paulin Creek causing erosion up to the edge of asphalt along Parker Hill Rd. This project may be built by Transportation and Public Works Street Dept crews with Capital Projects Engineering guidance.



Project Contact: Steve Brady
Cumulative Prior Funding: \$25,000
Total 5-Year Funding: \$100,000

Estimated Construction: 2020-21
Estimated Funding After 2025/26: \$0
Total Project Funding: \$125,000

Funding Source	Funding Request FY 21/22	Anticipated Request FY 22/23	Anticipated Request FY 23/24	Anticipated Request FY 24/25	Anticipated Request FY 25/26	Total 5-Year Funding	Future Funding
54035							
Storm Water Enterprise Fund	100,000	0	0	0	0	100,000	0
	\$100,000	\$0	\$0	\$0	\$0	\$100,000	\$0

■ For Council Approval

★ BPU Recommended



Corrugated Metal Pipe Replacement- Various Locations

Project ID 2140

Continuing

Project Description:

This project is to replace failing corrugated metal pipe at various locations with Reinforced Concrete Pipe or High Density Polyethylene Pipe (HDPE). Some pipes may be more suitable for lining such as a spin cast applied mortar (Centrifugally Cast Concrete Pipe) so may be combined into a separate project.



Project Contact: Steve Brady
Cumulative Prior Funding: \$550,300
Total 5-Year Funding: \$49,096

Estimated Construction: Continuous
Estimated Funding After 2025/26: \$0
Total Project Funding: \$599,396

Funding Source	Funding Request FY 21/22	Anticipated Request FY 22/23	Anticipated Request FY 23/24	Anticipated Request FY 24/25	Anticipated Request FY 25/26	Total 5-Year Funding	Future Funding
17293							
Capital Facilities Fee Fund	49,096	0	0	0	0	49,096	0
	\$49,096	\$0	\$0	\$0	\$0	\$49,096	\$0

■ For Council Approval

★ BPU Recommended



3rd St Storm Drain Pump Coupling Replacement

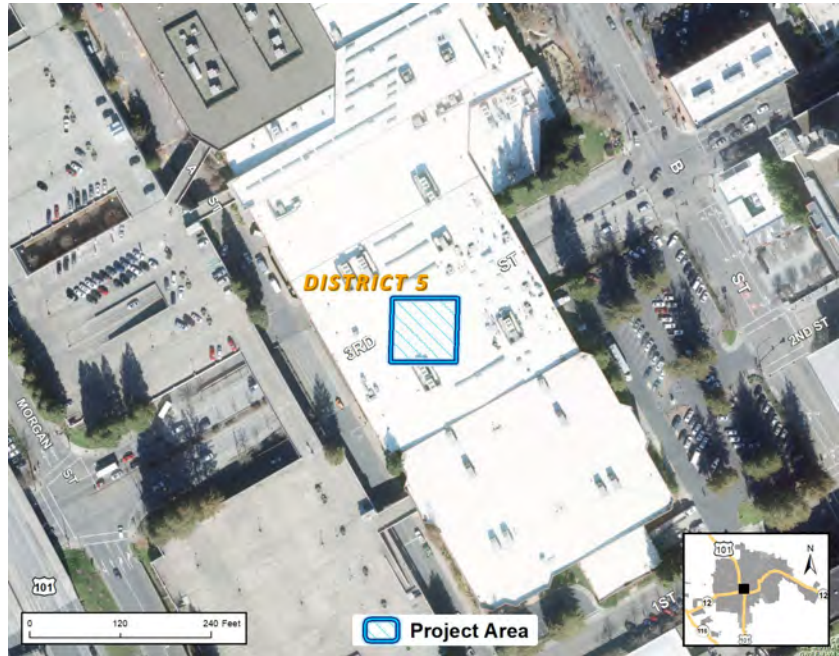
Project ID 2141

New

Project Description:

This work will be within the 3rd St depression under the Santa Rosa Plaza.

There is movement between the 12" ductile pipe and couplings installed under contract 01893 when the Flyte valves turn on. This project will be to replace (2) 12" Ford Transition couplings with restrained couplings. Romac 400RG or equal. May need to remove both 36"x60"x48" concrete boxes to access couplings. Surface is concrete. Lighting and lane closures will be required.



Project Contact: Steve Brady
Cumulative Prior Funding: \$40,000
Total 5-Year Funding: \$20,000

Estimated Construction: 2020-21
Estimated Funding After 2025/26: \$0
Total Project Funding: \$60,000

Funding Source	Funding Request FY 21/22	Anticipated Request FY 22/23	Anticipated Request FY 23/24	Anticipated Request FY 24/25	Anticipated Request FY 25/26	Total 5-Year Funding	Future Funding
54036							
Capital Facilities Fee Fund	20,000	0	0	0	0	20,000	0
	\$20,000	\$0	\$0	\$0	\$0	\$20,000	\$0

■ For Council Approval

★ BPU Recommended



Llano Trunk Lining Near Concord Ave

Project ID 2156

Continuing

Project Description:

This project will line approximately 2,960 feet of deteriorated pipe associated with the Llano Trunk Sewer near Concord Ave.



Project Contact: Casey Claborn
Cumulative Prior Funding: \$50,000
Total 5-Year Funding: \$5,500,000

Estimated Construction: 2022-23
Estimated Funding After 2025/26: \$0
Total Project Funding: \$5,550,000

Funding Source	Funding Request FY 21/22	Anticipated Request FY 22/23	Anticipated Request FY 23/24	Anticipated Request FY 24/25	Anticipated Request FY 25/26	Total 5-Year Funding	Future Funding
70786							
Local Wastewater Utility Fund	400,000 ★	5,100,000	0	0	0	5,500,000	0
	\$400,000	\$5,100,000	\$0	\$0	\$0	\$5,500,000	\$0

■ For Council Approval

★ BPU Recommended

Manhole Rehabilitation and Coating of Influent Suction Pipes

Project ID 2170

New

Project Description:

This project consists of rehabilitating an existing sanitary sewer manhole vault observed to be in deteriorated condition located just south of the flow equalization basins and is part of the collection system delivering flows to the North Headworks. The proposed rehabilitation method may consist of installing new, structural, reinforced shotcrete walls within the confines of the existing structure and using pneumatic plug to divert the flows. Additionally, the north influent suction pipes should be rehabilitated at the same time that flows are diverted to rehabilitate manhole 5. Upon completion of rehabbing manhole 5 and coating the north influent pipes, the south influent pipes would be coated.



Project Contact: Tanya Mokvyts
Cumulative Prior Funding: \$0
Total 5-Year Funding: \$1,650,000

Estimated Construction: 2022-23
Estimated Funding After 2025/26: \$0
Total Project Funding: \$1,650,000

Funding Source	Funding Request FY 21/22	Anticipated Request FY 22/23	Anticipated Request FY 23/24	Anticipated Request FY 24/25	Anticipated Request FY 25/26	Total 5-Year Funding	Future Funding
86594							
Subregional Wastewater Facility Operations	150,000 ★	1,500,000	0	0	0	1,650,000	0
	\$150,000	\$1,500,000	\$0	\$0	\$0	\$1,650,000	\$0

■ For Council Approval

★ BPU Recommended

Temporary Fire Station 5, 3480 Parker Hill Road

Project ID 2183

New

Project Description:

Installation of temporary structures on the former Fire Station 5 site to use as a temporary fire station. The project includes clearing debris and facilities damaged from the Tubbs fire, trenching and running utilities to temporary structures, construction of temporary foundations, delivery and assembly of temporary structures, and site improvements necessary to provide disability access.



Project Contact: Lisa Welsh
Cumulative Prior Funding: \$1,312,587
Total 5-Year Funding: \$126,372

Estimated Construction: Future
Estimated Funding After 2025/26: \$0
Total Project Funding: \$1,438,959

Funding Source	Funding Request FY 21/22	Anticipated Request FY 22/23	Anticipated Request FY 23/24	Anticipated Request FY 24/25	Anticipated Request FY 25/26	Total 5-Year Funding	Future Funding
05096							
Capital Facilities Fee Fund	126,372	0	0	0	0	126,372	0
	\$126,372	\$0	\$0	\$0	\$0	\$126,372	\$0

■ For Council Approval

★ BPU Recommended

Emergency Generator Fuel Tank Replacement

Project ID 2192

Continuing

Project Description:

The outer wall of the existing emergency generator diesel fuel storage tank has started to deform preventing monitoring of the annual space. The tank is now out of compliance from a regulatory standpoint and needs to be replaced. The fuel storage tank is critical to ensuring operation of the plant in the event of a power outage.



Project Contact: Tanya Mokvyts
Cumulative Prior Funding: \$495,000
Total 5-Year Funding: \$1,000,000

Estimated Construction: 2021-22
Estimated Funding After 2025/26: \$0
Total Project Funding: \$1,495,000

Funding Source	Funding Request FY 21/22	Anticipated Request FY 22/23	Anticipated Request FY 23/24	Anticipated Request FY 24/25	Anticipated Request FY 25/26	Total 5-Year Funding	Future Funding
86595							
Subregional Wastewater Facility Operations	1,000,000 ★	0	0	0	0	1,000,000	0
	\$1,000,000	\$0	\$0	\$0	\$0	\$1,000,000	\$0

■ For Council Approval

★ BPU Recommended

LTP Plant Paving – Various Locations

Project ID 2195

New

Project Description:

Several interior roadways at the Laguna Treatment Plant (LTP) require paving rehabilitation, particularly the northerly access driveway. This work, in conjunction with minor widening and preventative maintenance work, will help maintain pavement and accommodate new traffic patterns associated with shifting the main entrance to the south plant access.



Project Contact: Tanya Mokvyts
Cumulative Prior Funding: \$439,550
Total 5-Year Funding: \$500,000

Estimated Construction: 2021-22
Estimated Funding After 2025/26: \$0
Total Project Funding: \$939,550

Funding Source	Funding Request FY 21/22	Anticipated Request FY 22/23	Anticipated Request FY 23/24	Anticipated Request FY 24/25	Anticipated Request FY 25/26	Total 5-Year Funding	Future Funding
86523							
Subregional Wastewater Facility Operations	500,000 ★	0	0	0	0	500,000	0
	\$500,000	\$0	\$0	\$0	\$0	\$500,000	\$0

■ For Council Approval

★ BPU Recommended

Delta Pond Diffuser Piping Improvements

Project ID 2200

Continuing

Project Description:

The Delta Pond diffuser nozzles are being covered with sediment. This project will analyze options for addressing the buildup of sediment on the diffuser nozzles to ensure the ability to discharge at full capacity as-needed in the future.



Project Contact: Tanya Mokvyts
Cumulative Prior Funding: \$250,000
Total 5-Year Funding: \$400,000

Estimated Construction: 2021-22
Estimated Funding After 2025/26: \$0
Total Project Funding: \$650,000

Funding Source	Funding Request FY 21/22	Anticipated Request FY 22/23	Anticipated Request FY 23/24	Anticipated Request FY 24/25	Anticipated Request FY 25/26	Total 5-Year Funding	Future Funding
86597 Subregional Wastewater Facility Operations	400,000 ★	0	0	0	0	400,000	0
	\$400,000	\$0	\$0	\$0	\$0	\$400,000	\$0

■ For Council Approval

★ BPU Recommended



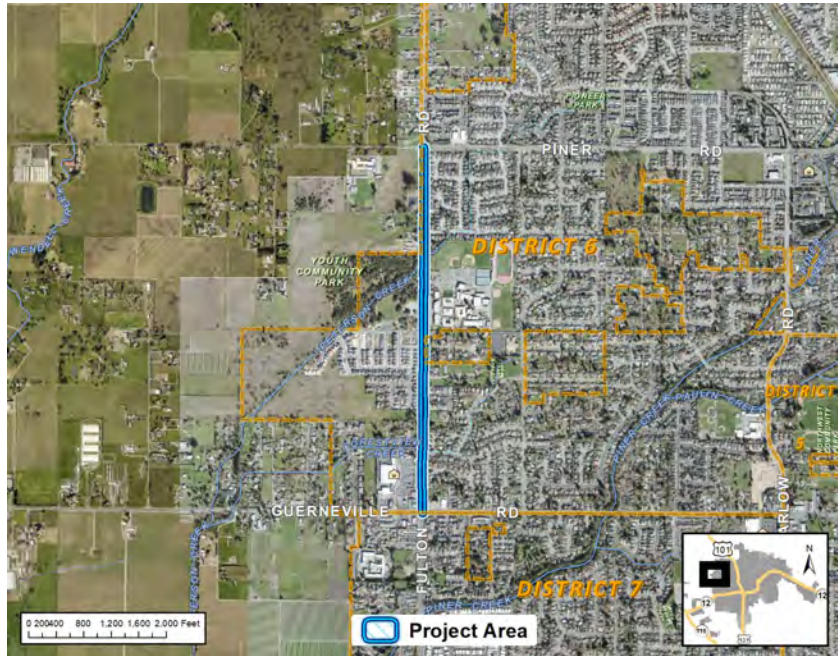
Road Rule 20A- Guerneville Rd to Piner Rd

Project ID 2202

Carryover

Project Description:

This is a Rule 20A underground District project in partnership with PG&E. The project involves creation, by the city, of an underground district along Fulton Road between Guerneville Road and Piner Road, design and construction of the improvements by PG&E. City will provide design and construction oversight to assure consideration of the future Fulton Road Widening project. The city will also acquire utility easements.



Project Contact: Christopher Catbagan
Cumulative Prior Funding: \$359,000
Total 5-Year Funding: \$125,000

Estimated Construction: 2021-22
Estimated Funding After 2025/26: \$0
Total Project Funding: \$484,000

Funding Source	Funding Request FY 21/22	Anticipated Request FY 22/23	Anticipated Request FY 23/24	Anticipated Request FY 24/25	Anticipated Request FY 25/26	Total 5-Year Funding	Future Funding
17592							
Capital Facilities Fee Fund	125,000	0	0	0	0	125,000	0
	\$125,000	\$0	\$0	\$0	\$0	\$125,000	\$0

■ For Council Approval

★ BPU Recommended



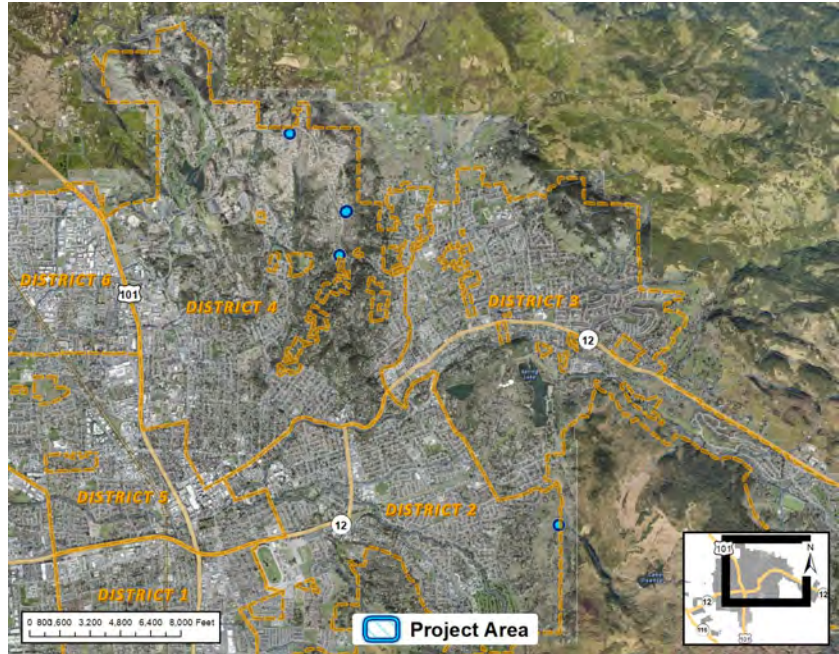
Seismic and Water Quality Upgrades for Reservoirs R9A, R16 and R17

Project ID 2212

Continuing

Project Description:

Reservoirs 9A, 16 & 17 have numerous structural deficiencies including ringwall foundation instability, inadequate foundation reinforcing steel, insufficient anchorage embedment, excessive shell stresses in several shell courses and weak interior center support columns. While the operating water levels in each of the reservoirs should be reduced until the deficiencies are addressed, this is not currently being considered as fire protection capabilities for the areas served by the tanks would be compromised.



Project Contact: Andrew Wilt
Cumulative Prior Funding: \$2,300,000
Total 5-Year Funding: \$12,000,000

Estimated Construction: 2023-24
Estimated Funding After 2025/26: \$0
Total Project Funding: \$14,300,000

Funding Source	Funding Request FY 21/22	Anticipated Request FY 22/23	Anticipated Request FY 23/24	Anticipated Request FY 24/25	Anticipated Request FY 25/26	Total 5-Year Funding	Future Funding
55764							
Water Utility Fund	4,000,000 ★	4,000,000	4,000,000	0	0	12,000,000	0
	\$4,000,000	\$4,000,000	\$4,000,000	\$0	\$0	\$12,000,000	\$0

■ For Council Approval

★ BPU Recommended



Geysers Pipeline Expansion Joints Evaluation and Repair

Project ID 2243

Continuing

Project Description:

An expansion joint on the Geysers Pipeline experienced a leak in one of its fittings. A repair was made by welding the fitting closed using the On-Call Contract. The expansion joints, which likely should have been constructed in below grade vaults, were buried during construction. A study of the other expansion joints on the Geysers Pipeline is needed to evaluate the possibility of failure of other expansion joints and make recommendations for repair and/or replacement.



Project Contact: Erich Rauber
Cumulative Prior Funding: \$2,050,000
Total 5-Year Funding: \$40,000

Estimated Construction: 2020-21
Estimated Funding After 2025/26: \$0
Total Project Funding: \$2,090,000

Funding Source	Funding Request FY 21/22	Anticipated Request FY 22/23	Anticipated Request FY 23/24	Anticipated Request FY 24/25	Anticipated Request FY 25/26	Total 5-Year Funding	Future Funding
86610							
Subregional Wastewater Facility Operations	40,000 ★	0	0	0	0	40,000	0
	\$40,000	\$0	\$0	\$0	\$0	\$40,000	\$0

■ For Council Approval

★ BPU Recommended



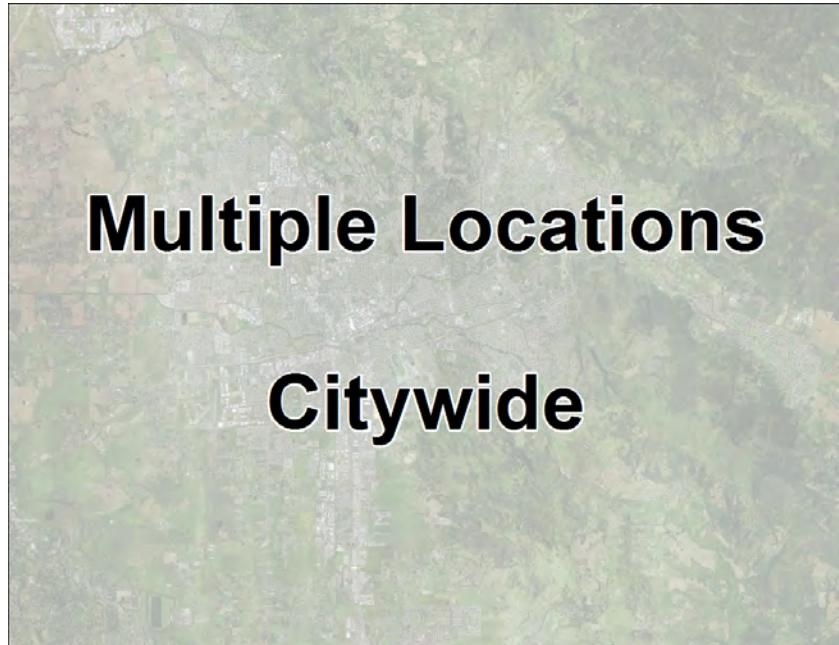
Santa Rosa Water Reuse System On-Call Phase 5

Project ID 2250

Continuing

Project Description:

This project will address miscellaneous repair projects, relating to the water reuse system, that typically need immediate attention.



Project Contact: Tracy Duenas
Cumulative Prior Funding: \$2,251,607
Total 5-Year Funding: \$900,000

Estimated Construction: Continuous
Estimated Funding After 2025/26: \$0
Total Project Funding: \$3,151,607

Funding Source	Funding Request FY 21/22	Anticipated Request FY 22/23	Anticipated Request FY 23/24	Anticipated Request FY 24/25	Anticipated Request FY 25/26	Total 5-Year Funding	Future Funding
86489							
Subregional Wastewater Facility Operations	300,000 ★	0	300,000	0	300,000	900,000	0
	\$300,000	\$0	\$300,000	\$0	\$300,000	\$900,000	\$0

■ For Council Approval

★ BPU Recommended



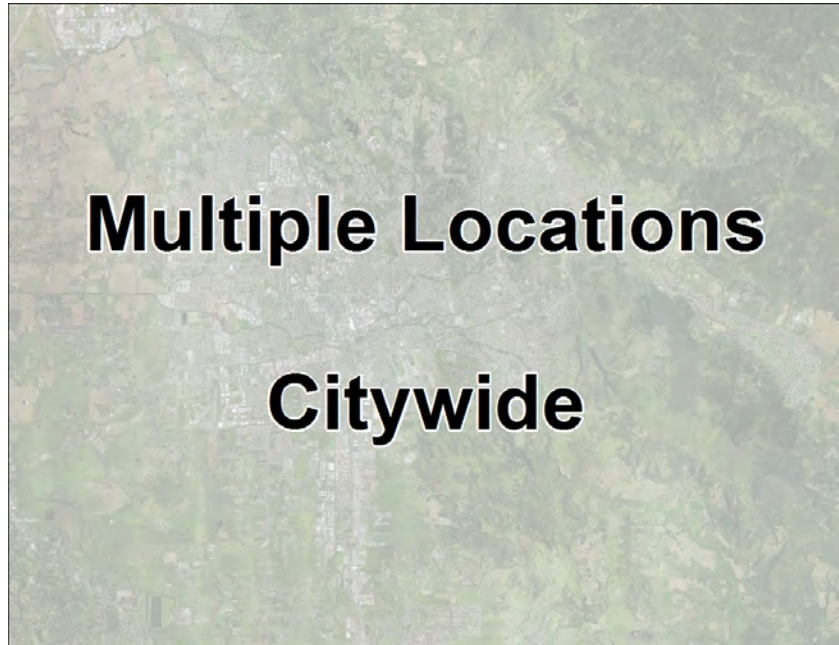
Backup Generators - Water and Wastewater Facilities

Project ID 2256

Continuing

Project Description:

This project will replace 3 existing substandard diesel generators and 19 existing propane/natural gas emergency generators with more reliable diesel generators at 22 critical water and wastewater facilities. The project will also replace or improve all substandard transfer switches. The generators will be located at existing sewer lift stations and water pump stations in throughout the City of Santa Rosa.



Project Contact: Adam Rausch
Cumulative Prior Funding: \$4,883,332
Total 5-Year Funding: \$2,970,000

Estimated Construction: 2021-22
Estimated Funding After 2025/26: \$0
Total Project Funding: \$7,853,332

Funding Source	Funding Request FY 21/22	Anticipated Request FY 22/23	Anticipated Request FY 23/24	Anticipated Request FY 24/25	Anticipated Request FY 25/26	Total 5-Year Funding	Future Funding
55772							
Water Utility Fund	2,970,000 ★	0	0	0	0	2,970,000	0
	\$2,970,000	\$0	\$0	\$0	\$0	\$2,970,000	\$0

■ For Council Approval

★ BPU Recommended



Sonoma Ave Pavement Rehabilitation- Farmers Ln to Hahman Dr

Project ID 2261

New

Project Description:

The project will rehabilitate approximately 570 linear feet of this roadway to address failing and deteriorating pavement conditions while maintaining existing Class II bike lanes and upgrading pedestrian curb ramps to current ADA standards. Portland cement concrete overlay technology will be utilized to reduce costs, construction time and associated traffic impacts while extending pavement life.



Project Contact: Gregory Dwyer
Cumulative Prior Funding: \$175,000
Total 5-Year Funding: \$775,000

Estimated Construction: 2021-22
Estimated Funding After 2025/26: \$0
Total Project Funding: \$950,000

Funding Source	Funding Request FY 21/22	Anticipated Request FY 22/23	Anticipated Request FY 23/24	Anticipated Request FY 24/25	Anticipated Request FY 25/26	Total 5-Year Funding	Future Funding
17610							
Utility Impact Fee Fund	617,952	0	0	0	0	617,952	0
Capital Facilities Fee Fund	43,766	0	0	0	0	43,766	0
Southeast Area Development Impact Fee Fund	113,282	0	0	0	0	113,282	0
	\$775,000	\$0	\$0	\$0	\$0	\$775,000	\$0

■ For Council Approval

★ BPU Recommended

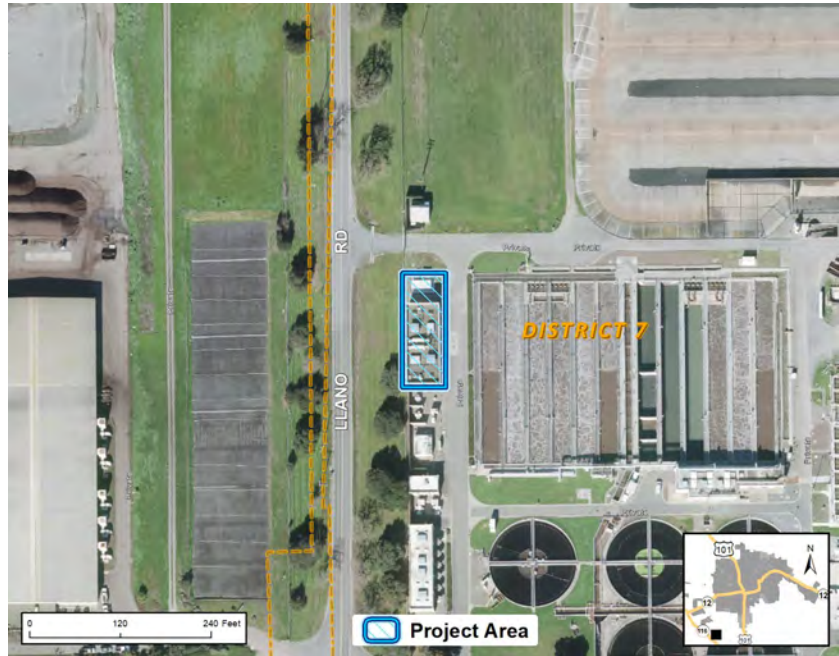
Engine Radiators Replacement

Project ID 2268

Continuing

Project Description:

wo emergency generator engine radiators are leaking and need to be replaced. The radiators were manufactured by IEA and installed in early 1990s. Over the last several years they have begun leaking and are at the end of their useful life.



Project Contact: Tanya Mokvyts
Cumulative Prior Funding: \$50,000
Total 5-Year Funding: \$500,000

Estimated Construction: 2021-22
Estimated Funding After 2025/26: \$0
Total Project Funding: \$550,000

Funding Source	Funding Request FY 21/22	Anticipated Request FY 22/23	Anticipated Request FY 23/24	Anticipated Request FY 24/25	Anticipated Request FY 25/26	Total 5-Year Funding	Future Funding
86615							
Subregional Wastewater Facility Operations	500,000 ★	0	0	0	0	500,000	0
	\$500,000	\$0	\$0	\$0	\$0	\$500,000	\$0

■ For Council Approval

★ BPU Recommended



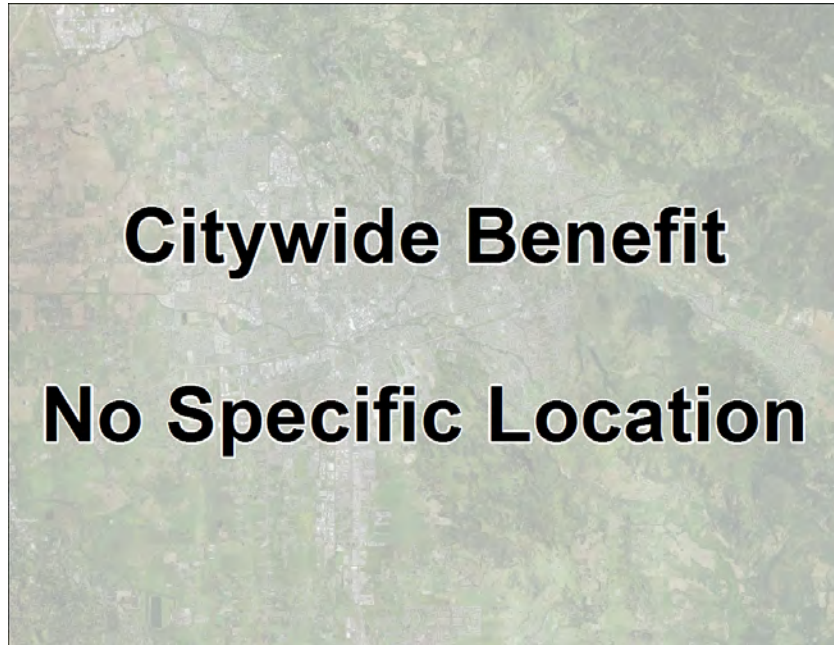
Park Amenities Capital Replacement

Project ID 2281

New

Project Description:

This project records the lifecycle replacement of park capital assets (non-buildings) city-wide including basketball courts, fencing systems, gates, signage systems, bridges, outdoor lighting systems, play structures, picnic systems (tables, benches, BBQs), etc.



Project Contact: Jason Parrish
Cumulative Prior Funding: \$1,560,000
Total 5-Year Funding: \$1,859,138

Estimated Construction:
Estimated Funding After 2025/26: \$0
Total Project Funding: \$3,419,138

Funding Source	Funding Request FY 21/22	Anticipated Request FY 22/23	Anticipated Request FY 23/24	Anticipated Request FY 24/25	Anticipated Request FY 25/26	Total 5-Year Funding	Future Funding
09748							
Measure M - Parks 2019	1,859,138	0	0	0	0	1,859,138	0
	\$1,859,138	\$0	\$0	\$0	\$0	\$1,859,138	\$0

■ For Council Approval

★ BPU Recommended



Rock Creek and Matanzas Water and Sewer Main Replacement

Project ID 2290

Continuing

Project Description:

This project will replace approx. 5,100 LF of water mains (15 segments) and 1,500 LF of gravity sewers (5 segments). Replacements are on Rock Creek Dr, Matanzas Way, Hahman Dr, Hoen Ave, Farmers Ln, and Montgomery High School campus. These pipes have reached the end of their useful life, with water pipes starting to leak and sewer pipes sagging and showing early signs of structural issues (as well as roots/infiltration).



Project Contact: Adam Rausch
Cumulative Prior Funding: \$4,430,000
Total 5-Year Funding: \$680,000

Estimated Construction: 2021-22
Estimated Funding After 2025/26: \$0
Total Project Funding: \$5,110,000

Funding Source	Funding Request FY 21/22	Anticipated Request FY 22/23	Anticipated Request FY 23/24	Anticipated Request FY 24/25	Anticipated Request FY 25/26	Total 5-Year Funding	Future Funding
70808							
Local Wastewater Utility Fund	680,000 ★	0	0	0	0	680,000	0
	\$680,000	\$0	\$0	\$0	\$0	\$680,000	\$0

■ For Council Approval

★ BPU Recommended



3rd St at SMART Multi-Use Pathway Crossing- Traffic Signal

Project ID 2321

New

Project Description:

This project will design and install a signalized crosswalk at the SMART multi-use path intersecting with W. 3rd Street. Signal equipment will need to be installed on separate mast arms and not on the SMART railroad equipment. A luminaire will be installed over the crosswalk as well. A formal diagnostic review with SMART and the California Public Utilities Commission will be required and both agencies will need to review the plans. The signal will need to tie into the SMART rail house in order to coordinate the signal with the railroad preemption. The signal will also need to connect to the City signal system via Dutton and Wilson.



Project Contact: Nancy Adams
Cumulative Prior Funding: \$0
Total 5-Year Funding: \$125,000

Estimated Construction: 2021-22
Estimated Funding After 2025/26: \$0
Total Project Funding: \$125,000

Funding Source	Funding Request FY 21/22	Anticipated Request FY 22/23	Anticipated Request FY 23/24	Anticipated Request FY 24/25	Anticipated Request FY 25/26	Total 5-Year Funding	Future Funding
17647							
Capital Facilities Fee Fund	125,000	0	0	0	0	125,000	0
	\$125,000	\$0	\$0	\$0	\$0	\$125,000	\$0

■ For Council Approval

★ BPU Recommended



Corby Ave Between Baker Ave and Cottonwood Dr Pedestrian Gap Closures

Project ID 2322

New

Project Description:

This project will design and install sidewalk/walkways to fill gaps along Corby Avenue between Baker Avenue and Cottonwood Drive approximately 1400 feet. The project will require a culvert or design feature to cross Colgan Creek. There may be right of way required to construct the pathway/sidewalk.



Project Contact: Nancy Adams
Cumulative Prior Funding: \$0
Total 5-Year Funding: \$105,161

Estimated Construction: 2021-22
Estimated Funding After 2025/26: \$0
Total Project Funding: \$105,161

Funding Source	Funding Request FY 21/22	Anticipated Request FY 22/23	Anticipated Request FY 23/24	Anticipated Request FY 24/25	Anticipated Request FY 25/26	Total 5-Year Funding	Future Funding
17648							
Southwest Area Development Impact Fees Fund	105,161	0	0	0	0	105,161	0
	\$105,161	\$0	\$0	\$0	\$0	\$105,161	\$0

 For Council Approval

★ BPU Recommended

LTP Cathodic Protection Improvements

Project ID 2331

New

Project Description:

There are four cathodic protection (CP) systems installed at multiple locations at Laguna Treatment Plant that help maximize underground pipe network service life by preventing corrosion. Two of the four CP systems at the LTP are not operational. The third system, installed in 1974 with a rectifier replacement in 1996, was operational but found inadequate for corrosion protection. Per Carollo's Cathodic Protection Testing Results and Recommendations, dated November 29, 2012 the three CP systems need to be evaluated and based on findings either rehabilitated or replaced.



Project Contact: Tanya Mokvyts
Cumulative Prior Funding: \$0
Total 5-Year Funding: \$450,000

Estimated Construction: 2022-23
Estimated Funding After 2025/26: \$0
Total Project Funding: \$450,000

Funding Source	Funding Request FY 21/22	Anticipated Request FY 22/23	Anticipated Request FY 23/24	Anticipated Request FY 24/25	Anticipated Request FY 25/26	Total 5-Year Funding	Future Funding
86629							
Subregional Wastewater Facility Operations	200,000 ★	250,000	0	0	0	450,000	0
	\$200,000	\$250,000	\$0	\$0	\$0	\$450,000	\$0

■ For Council Approval

★ BPU Recommended



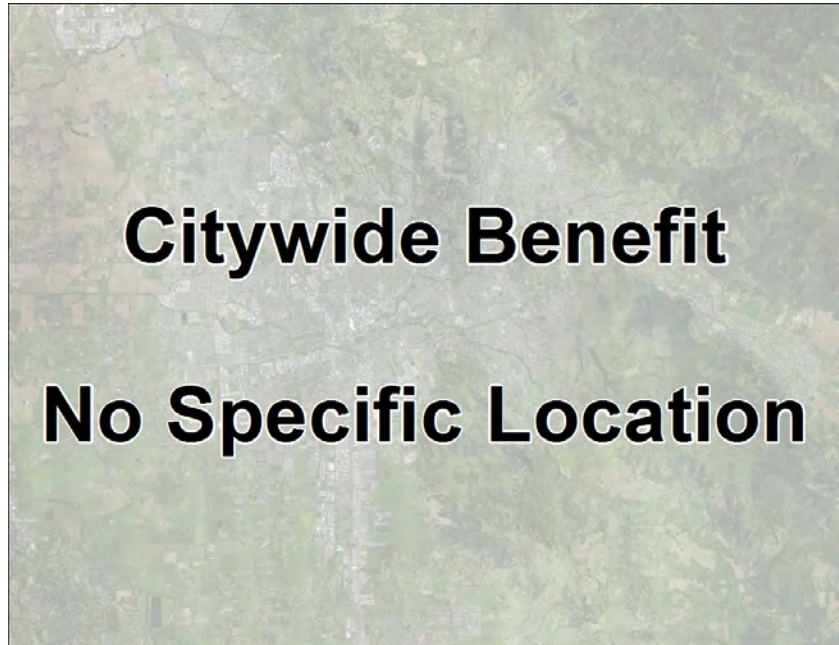
Southeast Play Equipment

Project ID 2335

Continuing

Project Description:

Rehabilitation of capital play equipment in parks throughout Zone 4 - Southeast, including Peter Springs Neighborhood Park.



Project Contact: Jen Santos
Cumulative Prior Funding: \$408,282
Total 5-Year Funding: \$1,339,987

Estimated Construction: 2020-21
Estimated Funding After 2025/26: \$0
Total Project Funding: \$1,748,269

Funding Source	Funding Request FY 21/22	Anticipated Request FY 22/23	Anticipated Request FY 23/24	Anticipated Request FY 24/25	Anticipated Request FY 25/26	Total 5-Year Funding	Future Funding
09595							
Park Acquisition & Devt SE Zone 4	1,339,987	0	0	0	0	1,339,987	0
	\$1,339,987	\$0	\$0	\$0	\$0	\$1,339,987	\$0

■ For Council Approval

★ BPU Recommended



Building Demolition - Various Locations, Phase 2

Project ID 2341

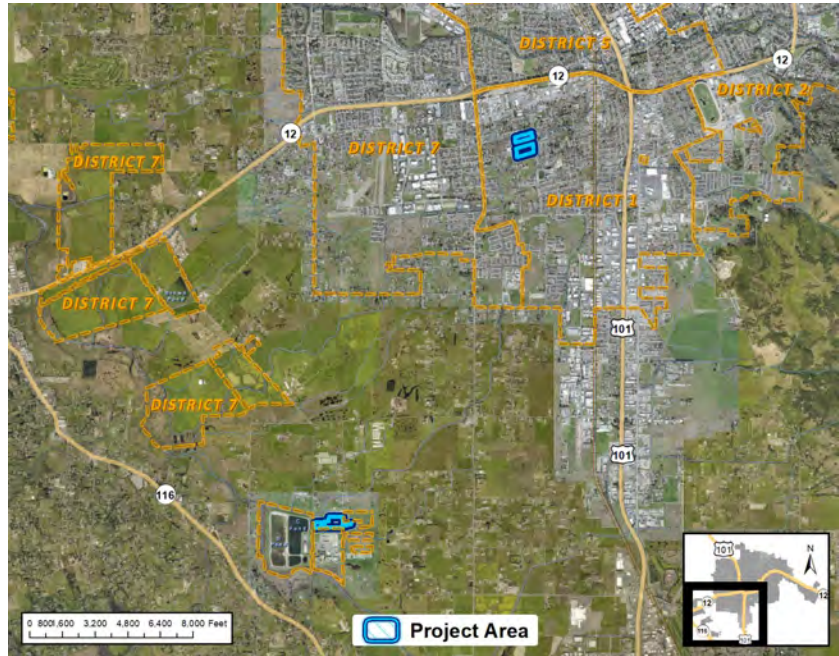
Continuing

Project Description:

Demolish foundation and septic tanks at 1595 Meadow Ln, 4090 Walker Ave, 4099 Walker Ave and building structures at various City locations.

Locations:

- 1595 Meadow Ln
- 4090 Walker Ave
- 4099 Walker Ave



Project Contact: Grant Bailey
Cumulative Prior Funding: \$159,000
Total 5-Year Funding: \$50,000

Estimated Construction: 2021-22
Estimated Funding After 2025/26: \$0
Total Project Funding: \$209,000

Funding Source	Funding Request FY 21/22	Anticipated Request FY 22/23	Anticipated Request FY 23/24	Anticipated Request FY 24/25	Anticipated Request FY 25/26	Total 5-Year Funding	Future Funding
86631							
Subregional Wastewater Facility Operations	50,000 ★	0	0	0	0	50,000	0
	\$50,000	\$0	\$0	\$0	\$0	\$50,000	\$0

■ For Council Approval

★ BPU Recommended



Recycled Water Storage Ponds and Discharge Outfalls Evaluation

Project ID 2343

New

Project Description:

Conduct an engineering evaluation of all Subregional Recycle Water Storage Ponds and Discharge Outfalls to assess the condition of each pond, outfall and appurtenances.



Project Contact: Tanya Mokvyts
Cumulative Prior Funding: \$5,000
Total 5-Year Funding: \$200,000

Estimated Construction: N/A
Estimated Funding After 2025/26: \$0
Total Project Funding: \$205,000

Funding Source	Funding Request FY 21/22	Anticipated Request FY 22/23	Anticipated Request FY 23/24	Anticipated Request FY 24/25	Anticipated Request FY 25/26	Total 5-Year Funding	Future Funding
86632 Subregional Wastewater Facility Operations	200,000 ★	0	0	0	0	200,000	0
	\$200,000	\$0	\$0	\$0	\$0	\$200,000	\$0

For Council Approval

★ BPU Recommended



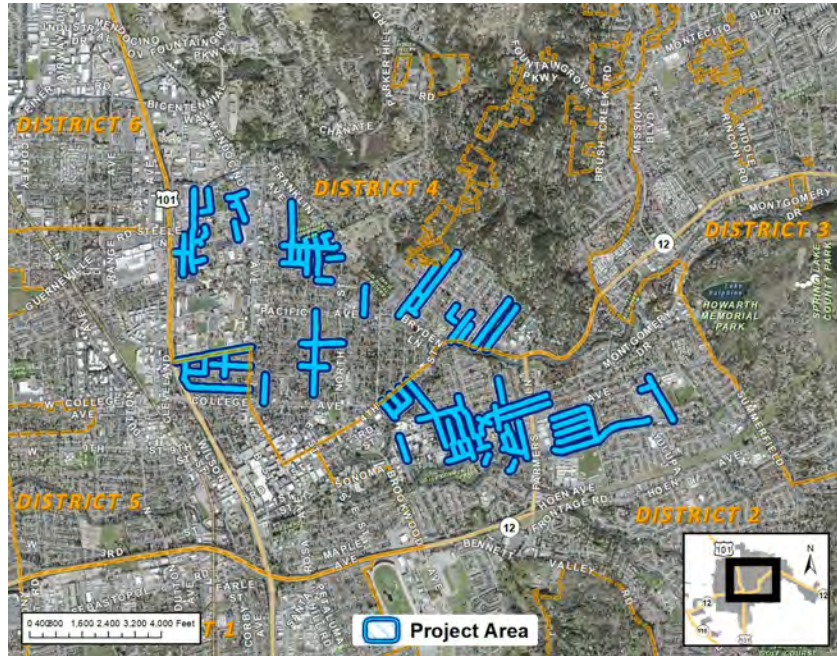
Annual Slurry Seal 2021

Project ID 2356

Annual

Project Description:

This project will apply slurry seal to various (primarily residential) City streets. Streets are slurred by applying a thin, quarter-inch roadway coating of liquid asphalt and sand. Slurry seal restores the pavement's ability to prevent water intrusion, corrects minor cracking and improves skid resistance. Priorities are established by the Pavement Management System.



Project Contact: Grant Bailey
Cumulative Prior Funding: \$8,914,772
Total 5-Year Funding: \$2,550,000

Estimated Construction: Continuous
Estimated Funding After 2025/26: \$0
Total Project Funding: \$11,464,772

Funding Source	Funding Request FY 21/22	Anticipated Request FY 22/23	Anticipated Request FY 23/24	Anticipated Request FY 24/25	Anticipated Request FY 25/26	Total 5-Year Funding	Future Funding
17014							
Measure M - Allocation (effective 1/09)	550,000	500,000	500,000	500,000	500,000	2,550,000	0
	\$550,000	\$500,000	\$500,000	\$500,000	\$500,000	\$2,550,000	\$0

■ For Council Approval

★ BPU Recommended



Contract Pavement Preventive Maintenance 2021

Project ID 2357

Annual

Project Description:

This project will consist of performing preventive maintenance on City streets. Work activities include crack sealing, localized asphalt repairs, pavement resurfacing, and striping reconfigurations at select locations.



Project Contact: Grant Bailey
Cumulative Prior Funding: \$6,680,221
Total 5-Year Funding: \$2,500,000

Estimated Construction: Continuous
Estimated Funding After 2025/26: \$0
Total Project Funding: \$9,180,221

Funding Source	Funding Request FY 21/22	Anticipated Request FY 22/23	Anticipated Request FY 23/24	Anticipated Request FY 24/25	Anticipated Request FY 25/26	Total 5-Year Funding	Future Funding
17450							
Utility Impact Fee Fund	350,000	0	0	0	0	350,000	0
Measure M - Allocation (effective 1/09)	150,000	500,000	500,000	500,000	500,000	2,150,000	0
	\$500,000	\$500,000	\$500,000	\$500,000	\$500,000	\$2,500,000	\$0

■ For Council Approval

★ BPU Recommended



TPW CIP Contingency

Project ID 2363

Annual

Project Description:

This project establishes the TPW Capital Improvement Program (CIP) contingency. The TPW CIP Contingency will be funded annually to provide more flexibility within the TPW capital program. The City will actively use the capital contingency to cover unexpectedly high costs or to take advantage of opportunities to undertake projects more quickly.



Project Contact: Rob Sprinkle
Cumulative Prior Funding: \$822,493
Total 5-Year Funding: \$10,605,252

Estimated Construction: Continuous
Estimated Funding After 2025/26: \$1,675,000
Total Project Funding: \$13,102,745

Funding Source	Funding Request FY 21/22	Anticipated Request FY 22/23	Anticipated Request FY 23/24	Anticipated Request FY 24/25	Anticipated Request FY 25/26	Total 5-Year Funding	Future Funding
17649							
Utility Impact Fee Fund	1,084,828	1,500,000	1,500,000	1,500,000	1,500,000	7,084,828	1,500,000
Gas Tax Fund, 2107 and 2107.5	191,173	60,000	60,000	60,000	60,000	431,173	60,000
Gas Tax Fund, 2106	53,529	65,000	65,000	65,000	65,000	313,529	65,000
Gas Tax Fund, 2103	178,382	500,000	500,000	500,000	500,000	2,178,382	50,000
Prop 42 (Traffic Congestion Relief Fund)	645	0	0	0	0	645	0
Capital Facilities Fee Fund	446,963	0	0	0	0	446,963	0
Gas Tax Fund, 2105	149,732	0	0	0	0	149,732	0
	\$2,105,252	\$2,125,000	\$2,125,000	\$2,125,000	\$2,125,000	\$10,605,252	\$1,675,000

■ For Council Approval

★ BPU Recommended




Southwest Zone Play Equipment

Project ID 2364

Continuing

Project Description:

Rehabilitation of capital play equipment in parks throughout Zone 2 - Southwest.



Project Contact: Jen Santos

Cumulative Prior Funding: \$0

Total 5-Year Funding: \$465,381

Estimated Construction:

Estimated Funding After 2025/26: \$0

Total Project Funding: \$465,381

Funding Source	Funding Request FY 21/22	Anticipated Request FY 22/23	Anticipated Request FY 23/24	Anticipated Request FY 24/25	Anticipated Request FY 25/26	Total 5-Year Funding	Future Funding
09744							
Park Acquisition & Devt SW Zone 2	465,381	0	0	0	0	465,381	0
	\$465,381	\$0	\$0	\$0	\$0	\$465,381	\$0

■ For Council Approval

★ BPU Recommended

Aeration Basins and Header Improvements

Project ID 2366

New

Project Description:

The low-pressure air (ALP) duct that conveys process air between the Blower Building and Aeration basins is leaking. The existing pipe was installed in 1994 and is approximately 15 ft. deep. The pipe is in danger of collapsing due to poor structural integrity and high soil loads. Maintenance staff noted that corrosion damage and air leakage are also present at many of the above grade air valves. This project will replace underground low-pressure air duct. The project will also evaluate and replace all four aeration basins low pressure pipes, fittings and valves of varying sizes.



Project Contact: Tanya Mokvyts
Cumulative Prior Funding: \$10,000
Total 5-Year Funding: \$1,950,000

Estimated Construction: 2022-23
Estimated Funding After 2025/26: \$0
Total Project Funding: \$1,960,000

Funding Source	Funding Request FY 21/22	Anticipated Request FY 22/23	Anticipated Request FY 23/24	Anticipated Request FY 24/25	Anticipated Request FY 25/26	Total 5-Year Funding	Future Funding
86640							
Subregional Wastewater Facility Operations	450,000 ★	1,500,000	0	0	0	1,950,000	0
	\$450,000	\$1,500,000	\$0	\$0	\$0	\$1,950,000	\$0

■ For Council Approval

★ BPU Recommended

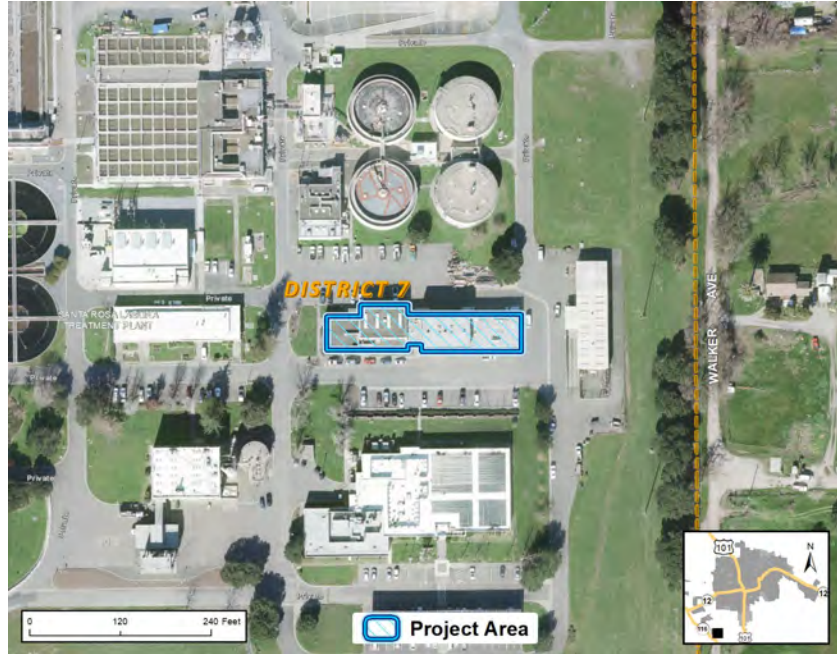
Maintenance Building Roof Improvements

Project ID 2367

New

Project Description:

Staff has identified leaks on the maintenance building roof over critical equipment. This project will provide temporary repair of the roof until the design of the complete roof replacement is complete under PID 1889 LTP Maintenance Building Office Expansion.



Project Contact: Tracy Duenas
Cumulative Prior Funding: \$10,000
Total 5-Year Funding: \$350,000

Estimated Construction: 2021-22
Estimated Funding After 2025/26: \$0
Total Project Funding: \$360,000

Funding Source	Funding Request FY 21/22	Anticipated Request FY 22/23	Anticipated Request FY 23/24	Anticipated Request FY 24/25	Anticipated Request FY 25/26	Total 5-Year Funding	Future Funding
86641 Subregional Wastewater Facility Operations	350,000 ★	0	0	0	0	350,000	0
	\$350,000	\$0	\$0	\$0	\$0	\$350,000	\$0

 For Council Approval

★ BPU Recommended

Digester 4 Repair

Project ID 2368

New

Project Description:

Digester no. 4 is exhibiting varying degrees of exterior facade failure which includes cracking and portions of the stucco panel falling from the face of the tank. The stucco material is approximately 3/4 in. thick and surrounds the circumferential exterior of the tank in paneled sections. Certain areas of the cracking have progressed to the stucco material falling. This project will remove the remainder of stucco to prevent future material falling onto nearby pedestrians and will provide coating and paint to the exposed digester surface.



Project Contact: Tanya Mokvyts
Cumulative Prior Funding: \$0
Total 5-Year Funding: \$200,000

Estimated Construction: 2021-22
Estimated Funding After 2025/26: \$0
Total Project Funding: \$200,000

Funding Source	Funding Request FY 21/22	Anticipated Request FY 22/23	Anticipated Request FY 23/24	Anticipated Request FY 24/25	Anticipated Request FY 25/26	Total 5-Year Funding	Future Funding
86642							
Subregional Wastewater Facility Operations	200,000 ★	0	0	0	0	200,000	0
	\$200,000	\$0	\$0	\$0	\$0	\$200,000	\$0

■ For Council Approval

★ BPU Recommended



Biosolids Land Application Properties Improvements

Project ID 2369

New

Project Description:

Some of the lands own by the City for biosolids land application require pumps repair or replacement. Also, some of the levees around the properties are leaking and need improvements. The scope of the improvements will be determined on case by case basis.



Project Contact: Tanya Mokvyts
Cumulative Prior Funding: \$0
Total 5-Year Funding: \$2,300,000

Estimated Construction: 2023-24
Estimated Funding After 2025/26: \$0
Total Project Funding: \$2,300,000

Funding Source	Funding Request FY 21/22	Anticipated Request FY 22/23	Anticipated Request FY 23/24	Anticipated Request FY 24/25	Anticipated Request FY 25/26	Total 5-Year Funding	Future Funding
86643							
Subregional Wastewater Facility Operations	300,000 ★	0	1,000,000	1,000,000	0	2,300,000	0
	\$300,000	\$0	\$1,000,000	\$1,000,000	\$0	\$2,300,000	\$0

■ For Council Approval

★ BPU Recommended

SCR and Gas Conditioning Improvements

Project ID 2370

New

Project Description:

This project will re-evaluate and upsize the complete gas conditioning system. Will also upgrade the Spenser turbines and gas delivery system to increase the amount of biogas that can be delivered to CHP and add SCR units to engines number 1 and 2. Upgrade the existing SCR units on engines 3 and 4.



Project Contact: Tanya Mokvyts
Cumulative Prior Funding: \$0
Total 5-Year Funding: \$1,250,000

Estimated Construction: 2023-24
Estimated Funding After 2025/26: \$0
Total Project Funding: \$1,250,000

Funding Source	Funding Request FY 21/22	Anticipated Request FY 22/23	Anticipated Request FY 23/24	Anticipated Request FY 24/25	Anticipated Request FY 25/26	Total 5-Year Funding	Future Funding
86644							
Subregional Wastewater Facility Operations	250,000 ★	0	1,000,000	0	0	1,250,000	0
	\$250,000	\$0	\$1,000,000	\$0	\$0	\$1,250,000	\$0

■ For Council Approval

★ BPU Recommended

Bear Canyon Pump Coating

Project ID 2371

New

Project Description:

Every year during our 30 days Geysers pipeline maintenance shutdown, the Bear Canyon pump station is being drained, cleaned and inspected. During the inspection the signs of coating defects and corrosion were noticed on the vertical turbine pumps. This project will recoat the existing paint system and protect the submerged pumps.



Project Contact: Tanya Mokvyts
Cumulative Prior Funding: \$0
Total 5-Year Funding: \$300,000

Estimated Construction: 2021-22
Estimated Funding After 2025/26: \$0
Total Project Funding: \$300,000

Funding Source	Funding Request FY 21/22	Anticipated Request FY 22/23	Anticipated Request FY 23/24	Anticipated Request FY 24/25	Anticipated Request FY 25/26	Total 5-Year Funding	Future Funding
86645							
Subregional Wastewater Facility Operations	300,000 ★	0	0	0	0	300,000	0
	\$300,000	\$0	\$0	\$0	\$0	\$300,000	\$0

 For Council Approval

★ BPU Recommended

Pond D Incline Pump Replacement

Project ID 2372

New

Project Description:

The existing D-incline pump used for transferring water from Pond D into Pond B and to discharge into the Laguna de Santa Rosa failed and needs to be replaced. Replace the existing D- incline pump with a new vertical turbine pump, minimum pumping capacity of 10 MGD and install telemetry for SCADA operations.



Project Contact: Tanya Mokvyts
Cumulative Prior Funding: \$0
Total 5-Year Funding: \$250,000

Estimated Construction: 2020-21
Estimated Funding After 2025/26: \$0
Total Project Funding: \$250,000

Funding Source	Funding Request FY 21/22	Anticipated Request FY 22/23	Anticipated Request FY 23/24	Anticipated Request FY 24/25	Anticipated Request FY 25/26	Total 5-Year Funding	Future Funding
86647 Subregional Wastewater Facility Operations	250,000 ★	0	0	0	0	250,000	0
	\$250,000	\$0	\$0	\$0	\$0	\$250,000	\$0

■ For Council Approval

★ BPU Recommended

Rohnert Park Filter System Improvements

Project ID 2373

New

Project Description:

Recycled water pumped from the existing storage ponds to Rohnert Park for irrigation is being treated by Automatic Self Cleaning Water Filters, made by Teklen Automatic Inc. The filter system removes additional particulates prior to delivery water to Rohnert Park urban users to minimize any clogging of irrigation systems. The existing system is over 20 years old and the parts are obsolete and need to be replaced.



Project Contact: Tanya Mokvyts
Cumulative Prior Funding: \$0
Total 5-Year Funding: \$200,000

Estimated Construction: 2021-22
Estimated Funding After 2025/26: \$0
Total Project Funding: \$200,000

Funding Source	Funding Request FY 21/22	Anticipated Request FY 22/23	Anticipated Request FY 23/24	Anticipated Request FY 24/25	Anticipated Request FY 25/26	Total 5-Year Funding	Future Funding
86646 Subregional Wastewater Facility Operations	200,000 ★	0	0	0	0	200,000	0
	\$200,000	\$0	\$0	\$0	\$0	\$200,000	\$0

■ For Council Approval

★ BPU Recommended



Parking Garage Maintenance 2021- Garage #1 & #3

Project ID 2379

New

Project Description:

This project will perform maintenance repairs to City Parking Garages #1 and #3. The primary project scope involves maintenance repairs to deck waterproofing while secondary scope items include repairs to mechanical, electrical and plumbing facilities within the garages. This project is one phase of a multi-year parking asset management plan to perform maintenance repairs to all City parking garages.



Project Contact: Grant Bailey
Cumulative Prior Funding: \$2,212,204
Total 5-Year Funding: \$3,132,900

Estimated Construction: 2021-22
Estimated Funding After 2025/26: \$535,100
Total Project Funding: \$5,880,204

Funding Source	Funding Request FY 21/22	Anticipated Request FY 22/23	Anticipated Request FY 23/24	Anticipated Request FY 24/25	Anticipated Request FY 25/26	Total 5-Year Funding	Future Funding
45020							
Parking District Fund	642,300	0	0	0	838,200	1,480,500	192,500
45022							
Parking District Fund	600,000	0	0	822,800	229,600	1,652,400	342,600
	\$1,242,300	\$0	\$0	\$822,800	\$1,067,800	\$3,132,900	\$535,100

■ For Council Approval

★ BPU Recommended

Public Safety Building Generator Replacement

Project ID 2382

New

Project Description:

Replacement of the generator at the Public Safety Building.



Project Contact: Lisa Welsh
Cumulative Prior Funding: \$0
Total 5-Year Funding: \$275,000

Estimated Construction: 2021-22
Estimated Funding After 2025/26: \$0
Total Project Funding: \$275,000

Funding Source	Funding Request FY 21/22	Anticipated Request FY 22/23	Anticipated Request FY 23/24	Anticipated Request FY 24/25	Anticipated Request FY 25/26	Total 5-Year Funding	Future Funding
95931							
General Fund	275,000	0	0	0	0	275,000	0
	\$275,000	\$0	\$0	\$0	\$0	\$275,000	\$0

■ For Council Approval

★ BPU Recommended

Public Safety Building Boiler Line Replacement

Project ID 2388

Continuing

Project Description:

Replacement of the boiler line at the Public Safety Building.



Project Contact: Doug Williams
Cumulative Prior Funding: \$0
Total 5-Year Funding: \$250,000

Estimated Construction: 2021-22
Estimated Funding After 2025/26: \$0
Total Project Funding: \$250,000

Funding Source	Funding Request FY 21/22	Anticipated Request FY 22/23	Anticipated Request FY 23/24	Anticipated Request FY 24/25	Anticipated Request FY 25/26	Total 5-Year Funding	Future Funding
17650							
General Fund	250,000	0	0	0	0	250,000	0
	\$250,000	\$0	\$0	\$0	\$0	\$250,000	\$0

■ For Council Approval

★ BPU Recommended

This page left blank intentionally

Project Identification Number Index

Project ID Number	Project Title	Page Number
64	Master Plans	31
188	Sherwood Forest Neighborhood - Phase 1	32
203	Albany, Clement and Malano Sewer and Water Replacements	33
242	Water Supply and Wastewater Planning	34
284	Laguna Treatment Plant Ultraviolet Disinfection Expansion	35
292	Warranty Punch List	36
327	Terra Linda and Buena Vista Sewer and Water Replacement - Phase 1	37
509	CIP Project Contingency	38
656	Northwest Play Equipment	39
671	Replace Wood Street Light Poles at Various Locations	40
676	Yolanda Avenue Widening	41
682	Traffic Safety Projects	42
720	Hearn Ave at Highway 101 - Phase 3 Rebuild Interchange	43
744	Northeast Play Equipment	44
745	Santa Rosa Creek Ecosystem Restoration Project	45
769	Highway 101 Bike/Pedestrian Overcrossing	46
770	Storm Water Creek Restoration Projects	47
1165	Sidewalk Program	48
1166	Slurry Seal Preparation and Traffic Control	49
1178	Fulton Rd from Guerneville Rd to Piner Rd - Widen to Four Lanes	50
1193	Traffic Signal Modification	51
1211	Street Overlay	52
1521	Mendocino Ave Easement South of Dawson Rd Sewer Main Replacement	53
1522	Materials Lab Equipment Replacement	54
1532	ADA - Department of Justice Settlement	55
1549	Inspection of Bridge Assets: Structural Crossings	56
1620	Santa Rosa Ave Corridor Plan	57
1641	Pre Design, Planning, Budget, GIS Support	58
1671	Bicycle Master Plan Project	59
1684	E Haven Dr Sewer and Water Improvements - Eleanor Ave to E Foothill Dr	60
1726	CIP Grant and Environmental Support	61
1776	A Place to Play	62
1785	Temporary Traffic Calming Devices	63
1805	Oakmont Treatment Plant Sewer Trunk Relocation	64
1841	South Santa Rosa Area Fire Station	65
1842	LED Street Light Replacement Program	66
1900	Signal Bike/Vehicle Detection - Project Related, as Requested	67
1903	Los Alamos Trunk Replacement: Streamside Dr to Elaine Dr	68
1904	Los Alamos Trunk Replacement: Elaine Dr to Melita Rd at Santa Rosa Creek	69
1924	Lower Colgan Creek Restoration - Phase 2	70
1946	Lower Colgan Creek Restoration Phase 3	71
1973	Pine Flat Road Stabilization Measures	72
2025	Stony Point Rd Active Transportation Center	73
2041	Cleveland Ave and 7th Street Lateral Installation and Sewer Main Abandonment	74
2046	Subregional Mitigation Bank Development	75
2050	Laguna Treatment Plant Electrical Infrastructure Replacement	76
2063	Storm Drain Master Plan	77
2066	Citywide Green Bike Lane Transition Enhancements	78
2096	Replacement of Filter Valves and Actuators Phase II	79
2113	Roseland Pavement Maintenance	80
2114	Robles Trunk Lining Phase 1	81
2115	Robles Trunk Lining Phase 2	82
2117	S Fulton Trunk Sewer Repair - Fulton Rd at Santa Rosa Crk	83
2121	Leete Well Rehabilitation	84
2125	Relocation of Fire Station 8	85
2127	Survey Team Equipment Replacement	86

Project Identification Number Index

Project ID Number	Project Title	Page Number
2139	Parker Hill Rd and Paulin Creek Erosion Repair	87
2140	Corrugated Metal Pipe Replacement- Various Locations	88
2141	3rd St Storm Drain Pump Coupling Replacement	89
2156	Llano Trunk Lining Near Concord Ave	90
2170	Manhole Rehabilitation and Coating of Influent Suction Pipes	91
2183	Temporary Fire Station 5, 3480 Parker Hill Road	92
2192	Emergency Generator Fuel Tank Replacement	93
2195	LTP Plant Paving – Various Locations	94
2200	Delta Pond Diffuser Piping Improvements	95
2202	Road Rule 20A- Guerneville Rd to Piner Rd	96
2212	Seismic and Water Quality Upgrades for Reservoirs R9A, R16 and R17	97
2243	Geysers Pipeline Expansion Joints Evaluation and Repair	98
2250	Santa Rosa Water Reuse System On-Call Phase 5	99
2256	Backup Generators - Water and Wastewater Facilities	100
2261	Sonoma Ave Pavement Rehabilitation- Farmers Ln to Hahman Dr	101
2268	Engine Radiators Replacement	102
2281	Park Amenities Capital Replacement	103
2290	Rock Creek and Matanzas Water and Sewer Main Replacement	104
2321	3rd St at SMART Multi-Use Pathway Crossing- Traffic Signal	105
2322	Corby Ave Between Baker Ave and Cottonwood Dr Pedestrian Gap Closures	106
2331	LTP Cathodic Protection Improvements	107
2335	Southeast Play Equipment	108
2341	Building Demolition - Various Locations, Phase 2	109
2343	Recycled Water Storage Ponds and Discharge Outfalls Evaluation	110
2356	Annual Slurry Seal 2021	111
2357	Contract Pavement Preventive Maintenance 2021	112
2363	TPW CIP Contingency	113
2364	Southwest Zone Play Equipment	114
2366	Aeration Basins and Header Improvements	115
2367	Maintenance Building Roof Improvements	116
2368	Digester 4 Repair	117
2369	Biosolids Land Application Properties Improvements	118
2370	SCR and Gas Conditioning Improvements	119
2371	Bear Canyon Pump Coating	120
2372	Pond D Incline Pump Replacement	121
2373	Rohnert Park Filter System Improvements	122
2379	Parking Garage Maintenance 2021- Garage #1 & #3	123
2382	Public Safety Building Generator Replacement	124
2388	Public Safety Building Boiler Line Replacement	125

Project Identification Name Index

Project ID Number	Project Title	Page Number
2321	3rd St at SMART Multi-Use Pathway Crossing- Traffic Signal	105
2141	3rd St Storm Drain Pump Coupling Replacement	89
1776	A Place to Play	62
1532	ADA - Department of Justice Settlement	55
2366	Aeration Basins and Header Improvements	115
203	Albany, Clement and Malano Sewer and Water Replacements	33
2356	Annual Slurry Seal 2021	111
2256	Backup Generators - Water and Wastewater Facilities	100
2371	Bear Canyon Pump Coating	120
1671	Bicycle Master Plan Project	59
2369	Biosolids Land Application Properties Improvements	118
2341	Building Demolition - Various Locations, Phase 2	109
1726	CIP Grant and Environmental Support	61
509	CIP Project Contingency	38
2066	Citywide Green Bike Lane Transition Enhancements	78
2041	Cleveland Ave and 7th Street Lateral Installation and Sewer Main Abandonment	74
2357	Contract Pavement Preventive Maintenance 2021	112
2322	Corby Ave Between Baker Ave and Cottonwood Dr Pedestrian Gap Closures	106
2140	Corrugated Metal Pipe Replacement- Various Locations	88
2200	Delta Pond Diffuser Piping Improvements	95
2368	Digester 4 Repair	117
1684	E Haven Dr Sewer and Water Improvements - Eleanor Ave to E Foothill Dr	60
2192	Emergency Generator Fuel Tank Replacement	93
2268	Engine Radiators Replacement	102
1178	Fulton Rd from Guerneville Rd to Piner Rd - Widen to Four Lanes	50
2243	Geysers Pipeline Expansion Joints Evaluation and Repair	98
720	Hearn Ave at Highway 101 - Phase 3 Rebuild Interchange	43
769	Highway 101 Bike/Pedestrian Overcrossing	46
1549	Inspection of Bridge Assets: Structural Crossings	56
2050	Laguna Treatment Plant Electrical Infrastructure Replacement	76
284	Laguna Treatment Plant Ultraviolet Disinfection Expansion	35
1842	LED Street Light Replacement Program	66
2121	Leete Well Rehabilitation	84
2156	Llano Trunk Lining Near Concord Ave	90
1904	Los Alamos Trunk Replacement: Elaine Dr to Melita Rd at Santa Rosa Creek	69
1903	Los Alamos Trunk Replacement: Streamside Dr to Elaine Dr	68
1924	Lower Colgan Creek Restoration - Phase 2	70
1946	Lower Colgan Creek Restoration Phase 3	71
2331	LTP Cathodic Protection Improvements	107
2195	LTP Plant Paving – Various Locations	94
2367	Maintenance Building Roof Improvements	116
2170	Manhole Rehabilitation and Coating of Influent Suction Pipes	91
64	Master Plans	31
1522	Materials Lab Equipment Replacement	54
1521	Mendocino Ave Easement South of Dawson Rd Sewer Main Replacement	53
744	Northeast Play Equipment	44
656	Northwest Play Equipment	39
1805	Oakmont Treatment Plant Sewer Trunk Relocation	64
2281	Park Amenities Capital Replacement	103
2139	Parker Hill Rd and Paulin Creek Erosion Repair	87
2379	Parking Garage Maintenance 2021- Garage #1 & #3	123
1973	Pine Flat Road Stabilization Measures	72
2372	Pond D Incline Pump Replacement	121
1641	Pre Design, Planning, Budget, GIS Support	58
2388	Public Safety Building Boiler Line Replacement	125
2382	Public Safety Building Generator Replacement	124

Project Identification Name Index

Project ID Number	Project Title	Page Number
2343	Recycled Water Storage Ponds and Discharge Outfalls Evaluation	110
2125	Relocation of Fire Station 8	85
671	Replace Wood Street Light Poles at Various Locations	40
2096	Replacement of Filter Valves and Actuators Phase II	79
2202	Road Rule 20A- Guerneville Rd to Piner Rd	96
2114	Robles Trunk Lining Phase 1	81
2115	Robles Trunk Lining Phase 2	82
2290	Rock Creek and Matanzas Water and Sewer Main Replacement	104
2373	Rohnert Park Filter System Improvements	122
2113	Roseland Pavement Maintenance	80
2117	S Fulton Trunk Sewer Repair - Fulton Rd at Santa Rosa Crk	83
1620	Santa Rosa Ave Corridor Plan	57
745	Santa Rosa Creek Ecosystem Restoration Project	45
2250	Santa Rosa Water Reuse System On-Call Phase 5	99
2370	SCR and Gas Conditioning Improvements	119
2212	Seismic and Water Quality Upgrades for Reservoirs R9A, R16 and R17	97
188	Sherwood Forest Neighborhood - Phase 1	32
1165	Sidewalk Program	48
1900	Signal Bike/Vehicle Detection - Project Related, as Requested	67
1166	Slurry Seal Preparation and Traffic Control	49
2261	Sonoma Ave Pavement Rehabilitation- Farmers Ln to Hahman Dr	101
1841	South Santa Rosa Area Fire Station	65
2335	Southeast Play Equipment	108
2364	Southwest Zone Play Equipment	114
2025	Stony Point Rd Active Transportation Center	73
2063	Storm Drain Master Plan	77
770	Storm Water Creek Restoration Projects	47
1211	Street Overlay	52
2046	Subregional Mitigation Bank Development	75
2127	Survey Team Equipment Replacement	86
2183	Temporary Fire Station 5, 3480 Parker Hill Road	92
1785	Temporary Traffic Calming Devices	63
327	Terra Linda and Buena Vista Sewer and Water Replacement - Phase 1	37
2363	TPW CIP Contingency	113
682	Traffic Safety Projects	42
1193	Traffic Signal Modification	51
292	Warranty Punch List	36
242	Water Supply and Wastewater Planning	34
676	Yolanda Avenue Widening	41

This page left blank intentionally