



Neighborhood Services

**BOARD OF COMMUNITY SERVICES
DECEMBER 14, 2022**

**JUAN FLORES,
RECREATION COORDINATOR**

Neighborhood Services

Early Intervention & Prevention programing that promotes positive youth development through recreational, social and athletic activities



Past Seasons Programs & Events

RECREATION CAMPS

- Recreation Sensation Summer Camp
 - 4 Locations
 - 70-120 Participants per location



FAMILY EVENTS

- Splash Bash @ Ridgway Swim Center



TEEN PROGRAMS

- Teen Sports Camp
- Volunteer L.I.T. Program



Current Programs


AFTER SCHOOL PROGRAMS

- 8 Burbank Housing Locations
- Elementary and Middle School Youth
- Serving 10 to 20 youth at each location



SPORTS

- Co-ed Cheer
- Jr. Warriors Basketball
- Sport Clinics



Upcoming Programs & Events

CAMPS

- Fall Break Camp
- Winter Break Camp
- Spring Break Camp



FAMILY EVENTS

- Halloween Bash
 - Trunk or Treat
 - Movie in the Park
- Fairytale Ball



CLASSES & SPORTS

- Futsal
- Intro to Dance
- Jr. Warriors Basketball
- NFL Flag Football

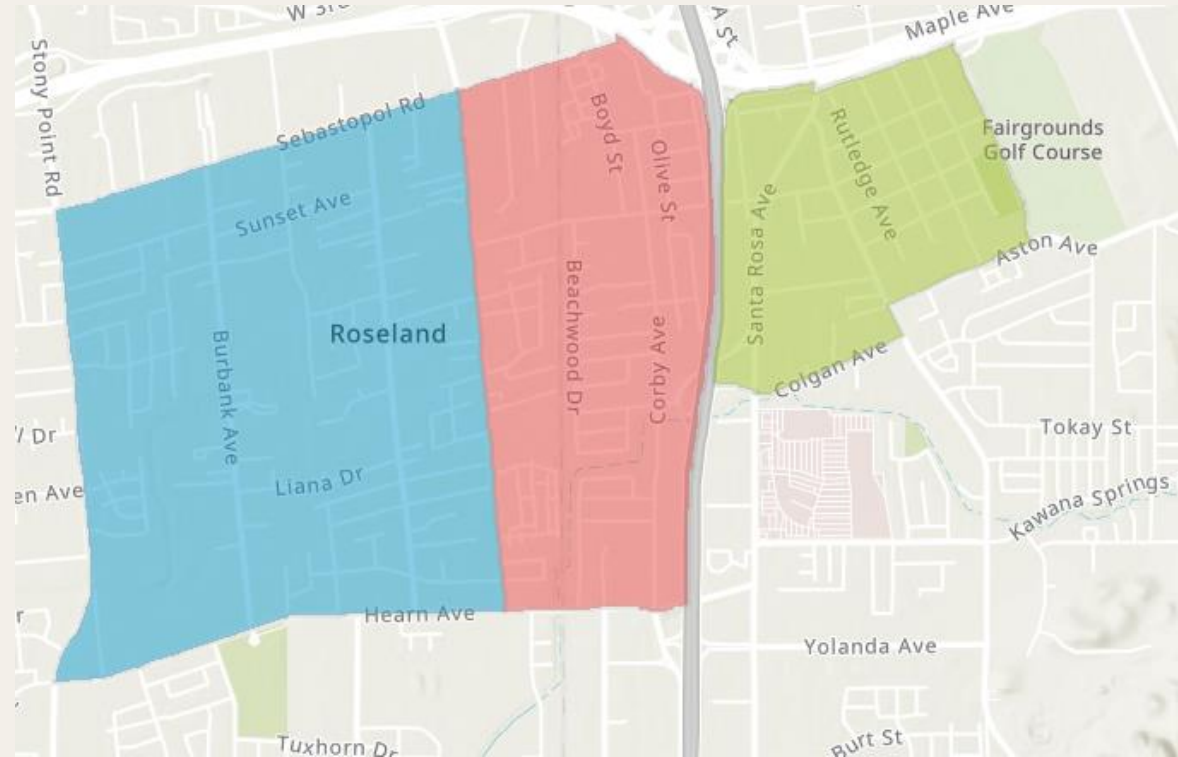
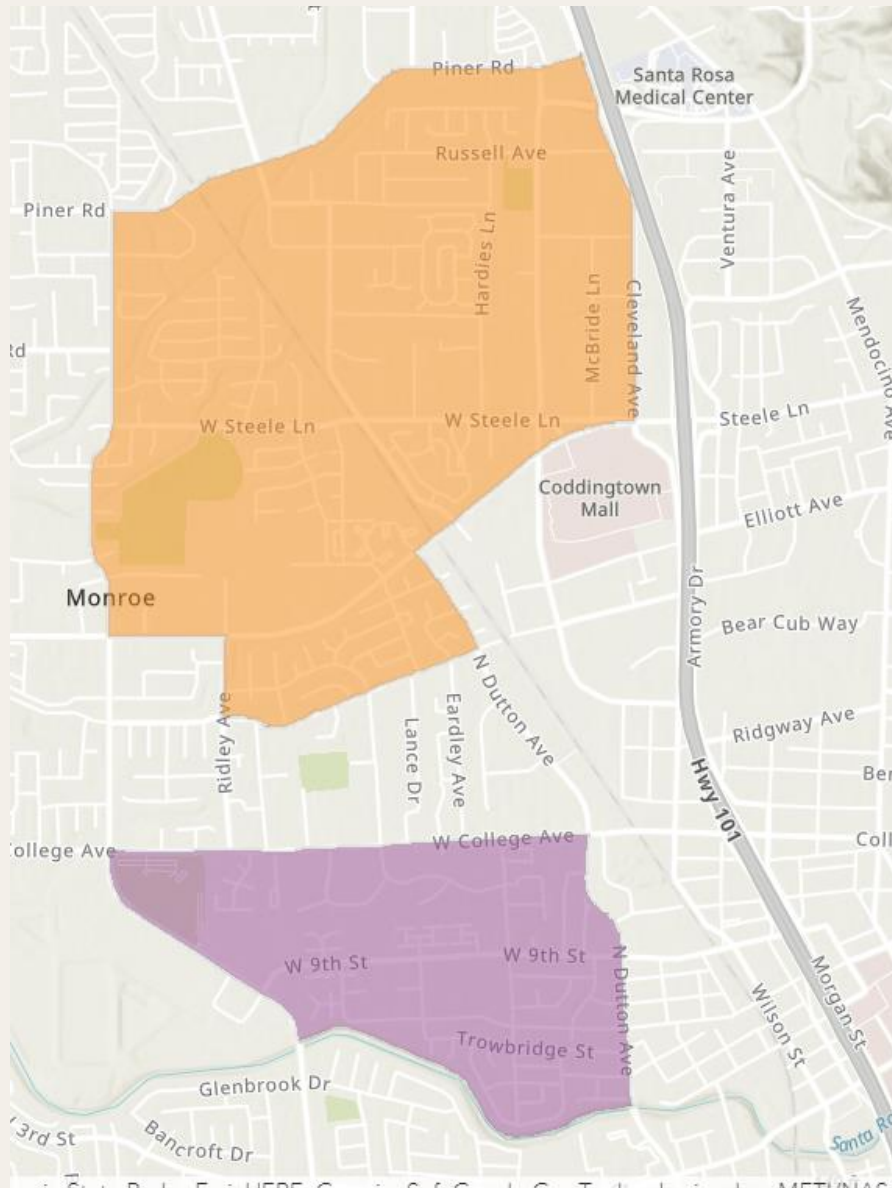


Become a Neighborhood Services Member

Neighborhood Services has a FREE membership program, which is used to qualify families to participate in low-cost sports, recreation, and afterschool programs. To become a member, you must live within Santa Rosa and provide verification of one of the following:

1. Social Security Supplemental or Disability Income
2. Public assistance through Sonoma County Human Services Department (ie: Temporary Assistance for Needy Families [TANF], food stamps/CalFresh)
3. Housing Assistance Program
4. MediCal Benefits
5. Children in foster care and children and families experiencing homelessness
6. Residents of Neighborhood Services' priority areas as identified through the Violence Prevention Partnership's [Community Safety Scorecard](#).

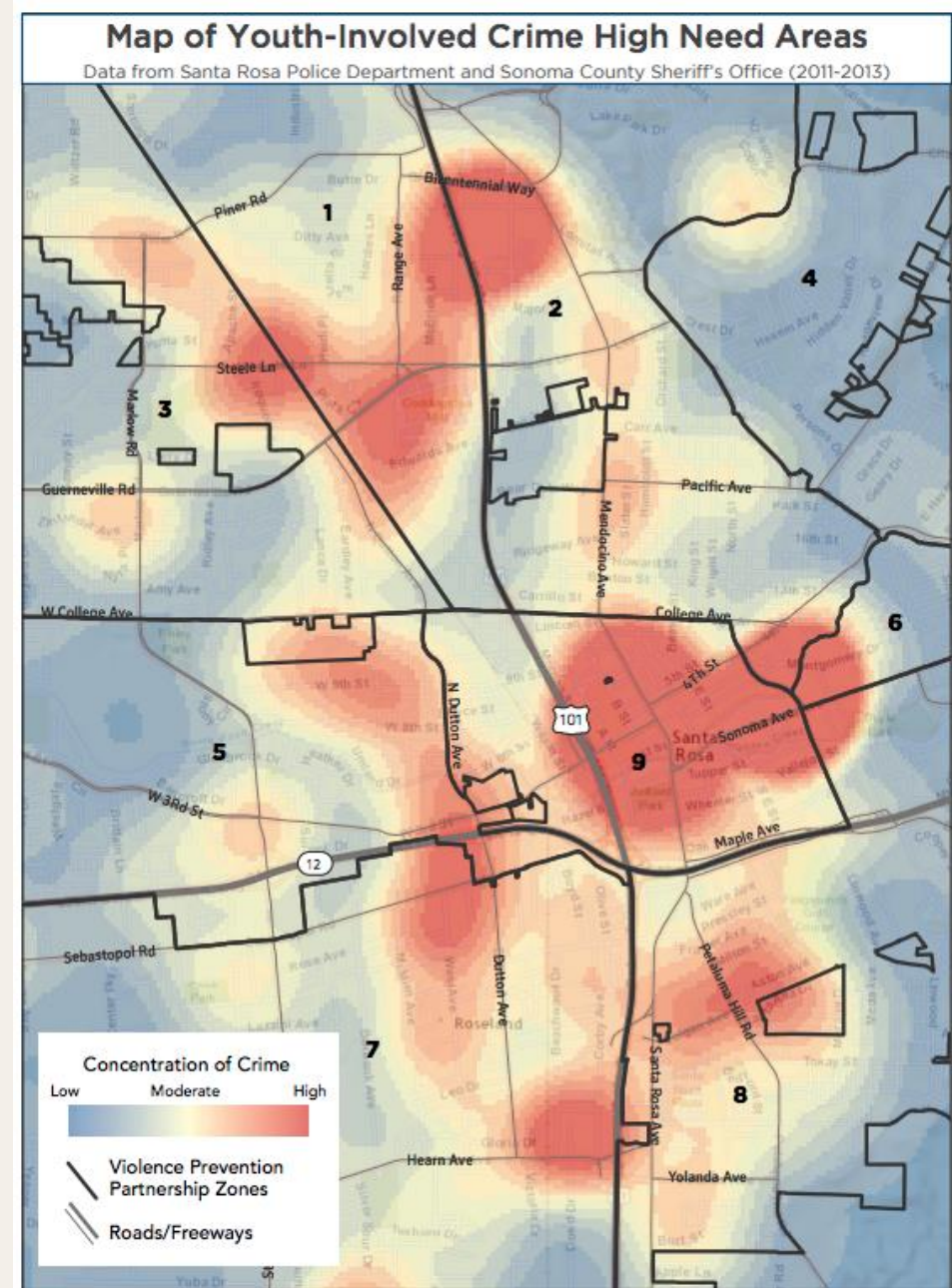
South Park, Corby/Hearn, and Roseland



West Steele & West 9th

High-Need Areas

Corby/Hearn
Roseland
South Park
W. 9th
W. Steele Lane



COMMUNITY SAFETY SCORECARD



Community Safety Scorecard



UPstream
INVESTMENTS
SONOMA COUNTY

2021 Update

Domain	Indicator	Measured as
Economic Conditions	Cost of Living	% rent-burdened households
	Employment	% of unemployed
	Home Ownership	% of owner-occupied housing units
	Income	% of families below poverty
Crime and Safety	Arrests	Arrests per 1,000 residents
	Child Abuse & Neglect	Child abuse and neglect incidents per 1,000 children
	Gang Involvement	Gang-related incidents per 1,000 residents
	Narcotics	Narcotics-related incidents per 1,000 residents
	Youth Violent Crime	Youth-involved violent crime incidents per 1,000 youth
Family and Community Connectedness	Access to Health Care	% of insured population
	Civic Engagement	% of active voting age population
	Family Trauma	Domestic violence incidents per 1,000 residents
	Violence Prevention	Violence prevention nonprofits per 10,000 residents
School Conditions	Attendance	Elementary school truancy rate
	Discipline	Suspension rate
	Early Childhood Edu.	Licensed childcare seats per 100 children ages 0-5
	Graduation	High school cohort graduation rate



Over 1,500 Neighborhood Services Members



Questions?

