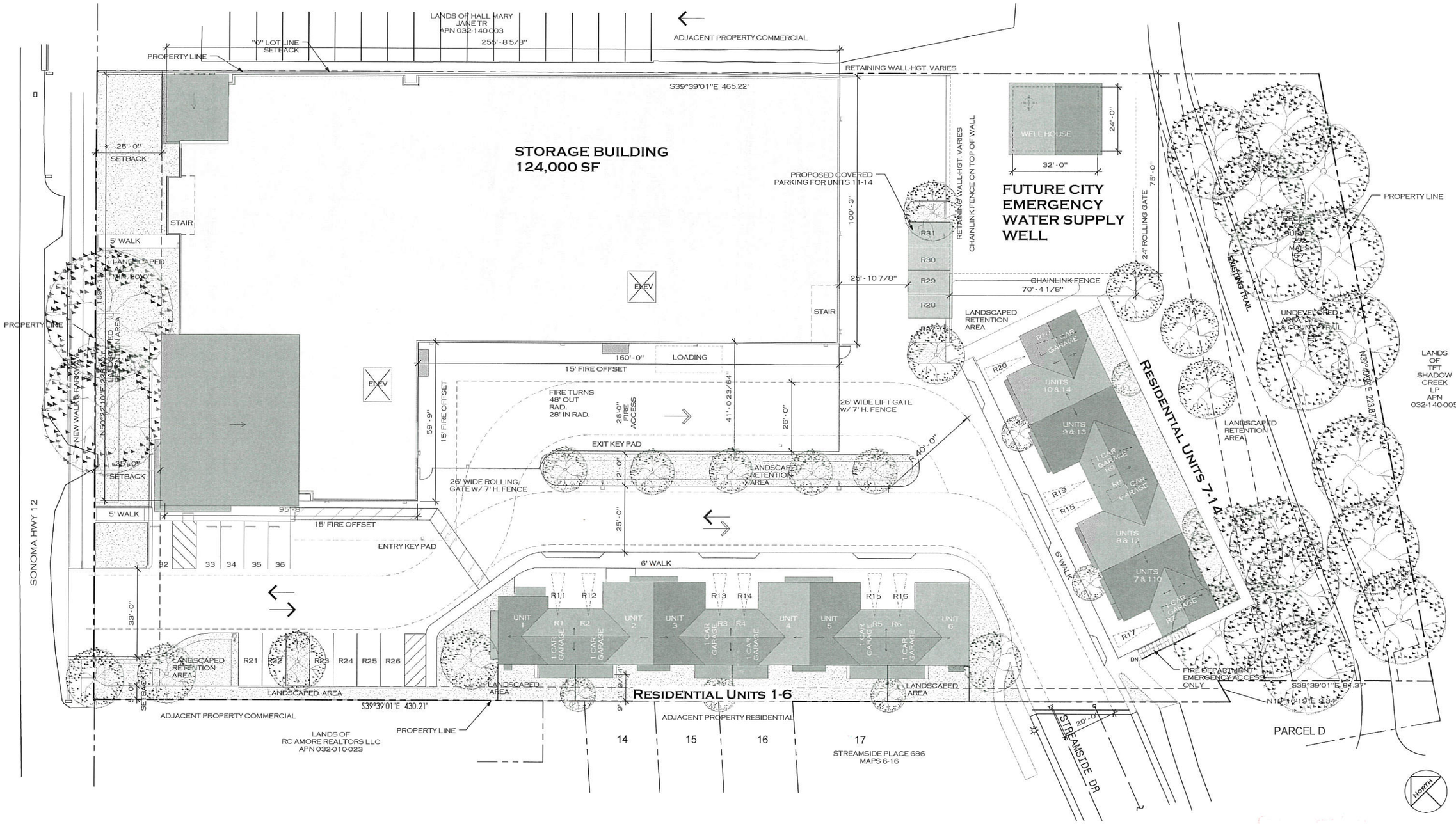

SITE PLAN/ ROOF PLAN

SCALE 1/16" = 1'-0"

SEP 04 2018

ISSUED FOR:							
	28 Aug. 2018	DESIGN REVIEW	RECESS 85 Keystone Avenue, Suite E Reno, Nevada 89503 Tel. (775) 357-9206	DRAWN BY: CRN DESIGNED BY: CRN CHECKED BY: SUBMITTED BY: AR	SCALE: 1/16" = 1'-0"	SELF STORAGE AND RESIDENTIAL COMPLEX 4224 Hwy 12 Santa Rosa, CA 95409 Sonoma County APN 032-010-005	SHEET CONTENT Site Plan	DWG # AR 1.0
	DATE	DESCRIPTION						

Ⓐ

OLWX1 LED
LED Wall Luminaire

Specifications

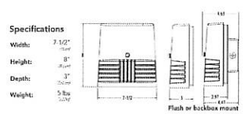

Introduction

As versatile as it is efficient, the OLWX1 is designed to replace up to 250W metal halide while saving over 82% in energy costs. It combines multiple mounting options with the latest generation of LEDs for a wall pack luminaire that converts to a whole lot more. Whether you are mounting it to a recessed junction box, conduit through wiring, as an up light, as a down light, or as a flood light – the OLWX1 has you covered.

Ordering Information

EXAMPLE: OLWX1 LED 20W 50K

OLWX1 LED

Series	Performance Package	Color Temperature	Voltage	Options	Finish
OLWX1 LED	10W 15 watts 20W 20 watts 40W 40 watts	40K 4000 K* 50K 5000 K	(blank) MVOLT 120 120 V 347 347 V	(blank) None PE Photocell, Dusk to Dawn	(blank) Dark bronze

Accessories

Order separate if needed.

OLWX1TS Shielding – size 1
OLWX1TB Tube – size 1
OLWX1TRF Knuckle – size 1

NOTES
1. Not available with 347V option.
2. MVOLT does not operate on any line voltage from 120-277V (50/60Hz).
3. Specify 40K when ordering with photocell PE option.

FEATURES & SPECIFICATIONS

INTENDED USE
The versatility of the OLWX1 LED luminaire, with its compact design and high lumen output, will provide energy efficient, low maintenance LED wall pack solution for multi-family, office, retail, industrial, institutional, and other commercial applications. Available in four distinct mounting options: backbox, conduit through wiring, up light, down light, or flood light.

OLWX1 LED is ideal for outdoor applications such as building perimeter, loading area, driveways and walkways, and building entrances.

CONSTRUCTION
Rugged cast aluminum housing with heavy duty black thermosetting polyester powder coat finish. Corrosion resistant gasket and stainless steel hardware. Electrical components in a separate isolated compartment for ease of installation and maintenance. Fully assembled and wired for easy installation. Fits standard junction box. Knockouts provided for conduit entry.

OPTICS
High performance LEDs with molded glass lens ensure uniform light output. Light engines are available in 4000K or 5000K CRI 70 nominal CCT options. Lens optics are designed to meet most applications requiring specific optical performance.

ELECTRICAL
Light engine(s) consist of 1-4 high efficiency LEDs. Nominal life is 100,000 hours at 25°C ambient temperature and 60,000 hours at 40°C ambient temperature. Luminaire is rated for -40°C minimum ambient temperature. Driver is rated for -40°C minimum ambient temperature. Surge protection is rated to 2.5kV. Luminaire is rated for 1.5G vibration per ANSI C136.31 operation. Luminaire supports 0-10V dimming. Dimming driver standard. Not available with PIR or PIR2. Refer to sensor data sheet for ordering information.

INSTALLATION
Easy installation to standard junction boxes with four mounting holes (four screws not included). Mounting hardware included. Wire through or surface mounting with conduit entry. Wire through option is for use with the "U" mounting bracket only (sold separately). Photocell option available for photocell activation, integral photocell with adjustable turn on and turn off settings available. Photocell is factory installed and wired. Photocell is not available with the "U" mounting bracket.

LISTINGS
Listed in U.S. and Canadian safety standards for wet locations. Rated for -40°C minimum ambient. Designed in accordance with IESNA, 2011 and IDA BUG rating. Dark sky qualified. Complies with 2012 Title 24 Energy Efficiency Standards for Outdoor Lighting. Complies with 2012 Title 24 Mandatory Lighting Control Requirements. Refer to www.lithonia.com/ordinances for more information.

WARRANTY
Five-year limited warranty. Refer to www.lithonia.com/warranty for details.

Notes: Actual performance may differ as a result of end-user environment and application. All values are design or typical values, measured under laboratory conditions @25°C. Specifications subject to change without notice.

Performance Data

Lumen Output

Ratings are based on testing in accordance with IESNA LM-79-08. Data is provided as representative of the product performance within the tolerances allowed by Lighting Facts.

Catalog Number Suffix	CCT	Nominal Lumens	LPW	1	2	3	4	CRI
OLWX1 LED 10W 40K	4000K	1140 lm	114 lm/W	1	1	0	0	>70
OLWX1 LED 10W 50K	5000K	1140 lm	114 lm/W	1	1	0	0	>70
OLWX1 LED 20W 40K	4000K	2,270 lm	113 lm/W	1	1	0	0	>70
OLWX1 LED 20W 50K	5000K	2,270 lm	113 lm/W	1	1	0	0	>70
OLWX1 LED 40W 40K	4000K	4,540 lm	113 lm/W	2	2	0	0	>70
OLWX1 LED 40W 50K	5000K	4,540 lm	113 lm/W	2	2	0	0	>70

Lumen Ambient Temperature (LAT) Multipliers

Use these factors to determine relative lumen output for average ambient temperatures from 0°C to 40°C (32°F to 104°F).

	0°C	5°C	10°C	15°C	20°C	25°C	30°C	40°C
10W	1.04	1.03	1.03	1.02	1.01	1.00	0.99	0.98
20W	1.03	1.03	1.02	1.02	1.01	1.00	0.99	0.98
40W	1.07	1.04	1.03	1.02	1.01	1.00	0.99	0.98

Projected LED Lumen Maintenance

Data reference the projected lumen maintenance factor that corresponds to the desired number of operating thousand hours. For other lumen maintenance values, contact factory.

Operating Hours	0	25,000	50,000	100,000
OLWX1 LED 10W	1.00	0.92	0.85	0.73
OLWX1 LED 20W	1.00	0.92	0.85	0.73
OLWX1 LED 40W	1.00	0.94	0.88	0.77

Electrical Load

Catalog Number Suffix	Nominal Power Consumption	Input Current per Voltage (amps)				
		120V	208V	240V	277V	347V
OLWX1 LED 10W 40K	9.4W	0.10	0.07	0.06	0.04	0.04
OLWX1 LED 10W 50K	9.4W	0.10	0.07	0.06	0.04	0.04
OLWX1 LED 20W 40K	20.1W	0.20	0.12	0.10	0.09	0.08
OLWX1 LED 20W 50K	19.9W	0.20	0.12	0.10	0.09	0.08
OLWX1 LED 40W 40K	39.4W	0.37	0.23	0.19	0.16	0.11
OLWX1 LED 40W 50K	37.4W	0.37	0.23	0.18	0.16	0.11

Photometric Diagrams

To view complete photometric reports or download .ies files for this product, visit the Lithonia Lighting OLWX1 LED Homepage. Tested in accordance with IESNA LM-79 and LM-80 standards.

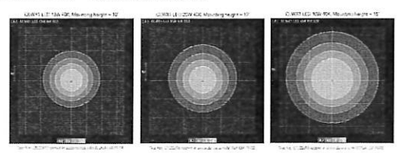

Accessories

Ⓑ

D-Series Size 2
LED Wall Luminaire

Specifications

Luminaire

Width: 18-1/2" Weight: 21 lbs
Depth: 10"
Height: 7-5/8"

Back Box (BBW)

Width: 5-1/2" BBW Weight: 1 lbs
Depth: 1-1/2"
Height: 4"

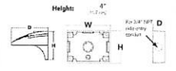

Introduction

The D-Series Wall luminaire is a stylish, fully integrated LED solution for building-mount applications. It features a sleek, modern design and is carefully engineered to provide long-lasting, energy-efficient lighting with a variety of optical and control options for customized performance.

With an expected service life of over 20 years of nightime use and up to 76% in energy savings over comparable 400W metal halide luminaires, the D-Series Wall is a reliable, low-maintenance lighting solution that produces sites that are exceptionally illuminated.

Ordering Information

EXAMPLE: DSXW2 LED 30C 700 40K T3M MVOLT DDBTXD

DSXW2 LED

Series	Lens	Drive Current	Color Temperature	Distribution	Voltage	Mounting	Control Options	Other Options
DSXW2 LED	20C 20 LEDs 30C 30 LEDs 40C 40 LEDs 60C 60 LEDs	350 350 mA 700 700 mA 1000 1000 mA	30K 3000 K 40K 4000 K 50K 5000 K	T1S Type I Short Side T2S Type II Short Side T3S Type III Short Side T4FT Type IV Forward Throw T5VS Type V Very Short T5VW Type V Very Wide T5W Type V Wide TFTM Forward Throw Medium TFTL Forward Throw Long RCCO Right Corner Cutoff	MVOLT 277V 120 120V 208 208V 240 240V	Shipped included SRM Surface mounting bracket Shipped separately* BBW Surface mounted back box for conduit entry	Shipped included PE Photocell, Dusk to Dawn DCR Dual circuitry (separately controlled) DMG 0-10V dimming wires (separately) DCR Dimmable constant lumen output* (not available with 350 mA) PIR1FC3V Motion & Ambient Light Sensor, 15-30' mounting height, ambient sensor enabled at 3fc* PIR1FC3V Motion & Ambient Light Sensor, 15-30' mounting height, ambient sensor enabled at 15fc* PIRHN Motion & Ambient Light Sensor, 8-15' mounting height, ambient sensor enabled at 15fc*	Shipped separately BS Bird spikes EGS External glare shield DLL Decorative lens

Other Options / Finish (required)

Shipped included
SF Single fuse (120, 277, 347V)
DF Double fuse (208, 240, 480V)
HS House side shield
SPD Separate photocell

Shipped separately*
BS Bird spikes
EGS External glare shield
DLL Decorative lens
DMAHS Dual mounting adapter
DMAOTB Mounting adapter

Finish (required)
DDBTXD Dark bronze
DBLBXD Black
DNAXD Natural aluminum
DWHXD White
DDBTXW Dark bronze
DBLBXW Black
DNAXW Natural aluminum
DWHXW White

Accessories

Ordered and shipped separately.

DSXW2 LED Bird Spikes Kit Product ID: DSXW2 LED BS
DSXW2 LED Glare Shield Kit Product ID: DSXW2 LED EGS
DSXW2 LED Decorative Lens Kit Product ID: DSXW2 LED DLL
DMAHS Dual Mounting Adapter
DMAOTB Mounting Adapter
DSXW2 LED Back Box Product ID: DSXW2 LED BBW

NOTES
1. MVOLT driver operates on any line voltage from 120-277V (50/60 Hz). Specify 120, 208, 240 or 277 options only if an exact match with a single voltage is required.
2. Not available in 40K CRI 70 CCT.
3. Also available as a square luminaire, see Accessories for details.
4. Photocontrol PE requires 120, 208, 240 or 277 voltage option. Not available with extended light output PIR or PIRH.
5. Specifies a PCI DALI ballast that operates on 0-10V dimming wires, offering future upgrade to full addressable DALI lighting control. Ballast is not programmed to any DALI address upon shipment. Refer to DALI documentation for details. Not available with PIR, PIRH, or PE options.
6. Specifies the Hubbell Outdoor Solutions (formerly Sensor Switch) nLIGHT wireless PIR1FC3V sensor, see nLIGHT AIR Series Sensors for details. Ordered and shipped separately. Not available with "DCR" option. Requires a compatible nLIGHT AIR gateway and nLIGHT software for proper commissioning and operation. Contact Hubbell Outdoor Solutions (formerly Sensor Switch) for more information on nLIGHT AIR Series Wireless Sensors and Gateways.
7. Dimming driver standard. Not available with PIR or PIRH.
8. Not available with PIR or PIRH.
9. Specifies a PCI DALI ballast that operates on 0-10V dimming wires, offering future upgrade to full addressable DALI lighting control. Ballast is not programmed to any DALI address upon shipment. Refer to DALI documentation for details. Not available with "DCR" option. Requires a compatible nLIGHT AIR gateway and nLIGHT software for proper commissioning and operation. Contact Hubbell Outdoor Solutions (formerly Sensor Switch) for more information on nLIGHT AIR Series Wireless Sensors and Gateways.
10. Specifies the Hubbell Outdoor Solutions (formerly Sensor Switch) nLIGHT wireless PIRHN sensor, see nLIGHT AIR Series Sensors for details. Ordered and shipped separately. Not available with "DCR" option. Requires a compatible nLIGHT AIR gateway and nLIGHT software for proper commissioning and operation. Contact Hubbell Outdoor Solutions (formerly Sensor Switch) for more information on nLIGHT AIR Series Wireless Sensors and Gateways.
11. Not available in square luminaire. See Accessories for alternative.
12. Requires a square pole to be specified in KAD LED catalog. Ordered and shipped separately. For Northern Accuity Brands Controls.

Performance Data

Lumen Ambient Temperature (LAT) Multipliers

Use these factors to determine relative lumen output for average ambient temperatures from 0°C to 40°C (32°F to 104°F).

	Operating Temperature	Lumen Multiplier
0°C	32°F	1.03
10°C	50°F	1.01
25°C	77°F	1.00
30°C	86°F	0.99
40°C	104°F	0.98

Projected LED Lumen Maintenance

Data reference the projected lumen maintenance factor that corresponds to the desired number of operating hours from 0 to 100,000 hours. For other lumen maintenance values, contact factory.

Operating Hours	0	25,000	50,000	100,000
Factor	1.0	0.93	0.90	0.87

Electrical Load

Lens	Drive Current	Input Power	Input Current				
			120V	208V	240V	277V	347V
20C	350	20 W	0.20	0.12	0.10	0.09	-
	700	40 W	0.37	0.22	0.19	0.16	-
	1000	74 W	0.62	0.39	0.34	0.29	-
30C	350	30 W	0.28	0.18	0.15	0.13	0.10
	700	74 W	0.62	0.39	0.34	0.29	-
	1000	110 W	0.92	0.57	0.49	0.42	-
40C	350	40 W	0.34	0.21	0.18	0.16	0.12
	700	110 W	0.92	0.57	0.49	0.42	-
	1000	147 W	1.23	0.74	0.63	0.54	-
60C	350	60 W	0.50	0.29	0.25	0.22	-
	700	147 W	1.23	0.74	0.63	0.54	0.39
	1000	220 W	1.83	1.10	0.93	0.81	-

Photometric Diagrams

To view complete photometric reports or download .ies files for this product, visit Lithonia Lighting's D-Series Size 2 Homepage.

Isofootcandle plots for the DSXW2 LED 20C 700 40K. Distances are in feet. Mounting height 15'.



FEATURES & SPECIFICATIONS

INTENDED USE
Stunning in design, flexible in installation and proven to be a long-term, low maintenance, cost effective lighting solution, the D-Series Size 2 is the smart choice for building-mounted outdoor architectural illumination for a wide variety of applications.

CONSTRUCTION
Two piece aluminum alloy construction. Die-cast housing for strength and durability. Integral heat fins optimize thermal performance. Mounting plate allows for easy installation. The LED driver is mounted to the mounting plate for easy wiring. Optional back box allows for easy conduit entry. Mounting plate is compatible with standard junction boxes. Fits 4" square and 4" octagonal junction boxes.

FINISH
Dark bronze, black or natural aluminum finish available. Finish is applied to a chromate conversion coated base for enhanced corrosion resistance. Finish is a durable, corrosion resistant, low VOC, ultraviolet light stable polyester powder coat. Meets or exceeds 3000 hours of salt spray exposure per ASTM B117.

OPTICS
Proprietary molded polycarbonate lens system with optimized light distribution patterns ensures spacing to mounting height ratios of up to 4:1 for most applications. Light engine options available in 20W, 40W, or 60W. Lumen output options range from 1,000 to 7,000 lumens. Color temperature options of 3000K, 4000K, or 5000K. Color rendering index (CRI) of 70 nominal. Optional glare shield.

ELECTRICAL
Light engine(s) consist of 1-4 high efficiency LEDs. Luminaire is rated for -40°C minimum ambient temperature. Driver is rated for -40°C minimum ambient temperature. Surge protection is rated to 10kV. Luminaire is rated for 3G vibration per ANSI C136.31 operation. Luminaire supports 0-10V dimming wires (sold separately). Driver is rated for 50,000 hours at 25°C and 100,000 hours at 25°C for 60W and 20W. Dimming driver standard. Not available with PIR or PIRH. Refer to sensor data sheet for ordering information.

INSTALLATION
Included hardware allows for easy installation to standard junction boxes. Mounting hardware for quick and easy installation. Luminaire has a pre-wired quick connect wire harness for easy installation. Mounting plate allows for easy wire management.

LISTINGS
DLC qualified. Listed in U.S. and Canadian safety standards. Rated for -40°C minimum ambient.

WARRANTY
Five-year limited warranty. Complete warranty terms located at www.lithonia.com/warranty

Note: Actual performance may differ as a result of end-user environment and application. All values are design or typical values, measured under laboratory conditions @25°C. Specifications subject to change without notice.

Ⓟ

KAD LED
LED Area Luminaire

Specifications

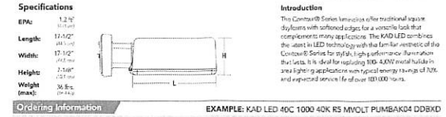

Introduction

This Contractor's Series luminaire offer traditional square duty poles with scoffmount adapter for a versatile look that complements many applications. The KAD LED combines the latest in LED technology with the familiar aesthetics of the Contractor's Series for stylish, highly performance illumination that lasts. It is ideal for replacing 100-400W metal halide in area lighting applications with typical energy savings of 50%, and expected service life of over 100,000 hours.

Ordering Information

EXAMPLE: KAD LED 40C 1000 40K R5 MVOLT PUMBAK04 DDBXD

KAD LED

Series	LEDs	Drive Current	CCT	Distribution	Voltage	Mounting
KAD LED	20C 20 LEDs 30C 30 LEDs 40C 40 LEDs 60C 60 LEDs	350 350 mA 700 700 mA 1000 1000 mA	30K 3000 K 40K 4000 K 50K 5000 K	R2 Type II R3 Type III R4 Type IV R5 Type V	MVOLT 277V 120 120V 208 208V 240 240V	SRM Surface mounting bracket RPUMBAK Round pole mounting adapter SPUMBAK Square pole mounting adapter SF Single DF Double TS Triple QS Quadrilateral NM Non-mounting WBLL Wall base, left WBRR Wall base, right

Shipped separately
DLL Decorative lens
DMAHS Dual mounting adapter

Shipped included
SPUMBAK Square pole mounting adapter*
RPUMBAK Round pole mounting adapter*
SF Single
DF Double
TS Triple
QS Quadrilateral
NM Non-mounting
WBLL Wall base, left
WBRR Wall base, right

Shipped separately
DLL Decorative lens
DMAHS Dual mounting adapter

Finish (required)
DDBXD Dark bronze
DBLBXD Black
DNAXD Natural aluminum
DWHXD White
DDBTXD Dark bronze
DBLBXD Black
DNAXD Natural aluminum
DWHXD White

Stock configurations are offered for shorter lead times:

Stock Part Number	
KAD LED 30C 1000 40K R5 MVOLT PUMBAK04 DDBXD	Pentair 12 square steel pole (DDBXD)
KAD LED 30C 1000 40K R5 MVOLT PUMBAK04 DDBXD	Pentair 12 square steel pole (DDBXD)
KAD LED 40C 1000 40K R5 MVOLT PUMBAK04 DDBXD	Pentair 12 square steel pole (DDBXD)
KAD LED 40C 1000 40K R5 MVOLT PUMBAK04 DDBXD	Pentair 12 square steel pole (DDBXD)
KAD LED 30C 1000 40K R5 MVOLT PUMBAK04 PIR DDBXD	Pentair 12 square steel pole (DDBXD)
KAD LED 30C 1000 40K R5 MVOLT PUMBAK04 PIR DDBXD	Pentair 12 square steel pole (DDBXD)
KAD LED 40C 1000 40K R5 MVOLT PUMBAK04 PIR DDBXD	Pentair 12 square steel pole (DDBXD)
KAD LED 40C 1000 40K R5 MVOLT PUMBAK04 PIR DDBXD	Pentair 12 square steel pole (DDBXD)

Accessories

Order separately and specify catalog number.

KAD LED 30C 1000 40K R5 MVOLT PUMBAK04 DDBXD	Pentair 12 square steel pole (DDBXD)