

IS NOT RESPONSIBLE FOR THE ACCURACY  
OF REPRODUCTIONS OF THIS DOCUMENT  
BY OTHERS FROM ELECTRONIC MEDIA  
© 2019. ALL RIGHTS RESERVED

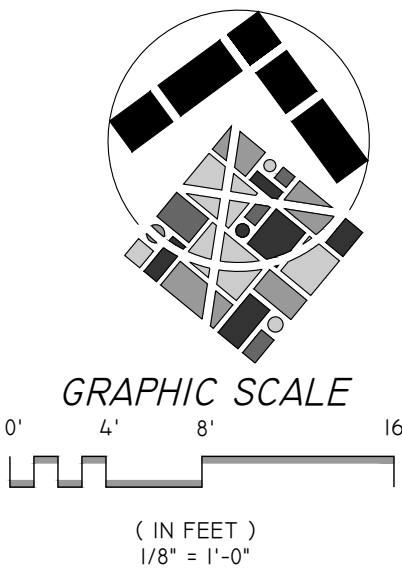
3557 SOUTHRIDGE DRIVE  
SANTA ROSA, CALIFORNIA 95403

435 E STREET  
SANTA ROSA, CALIFORNIA 95404  
707-360-6180

REVISIONS:

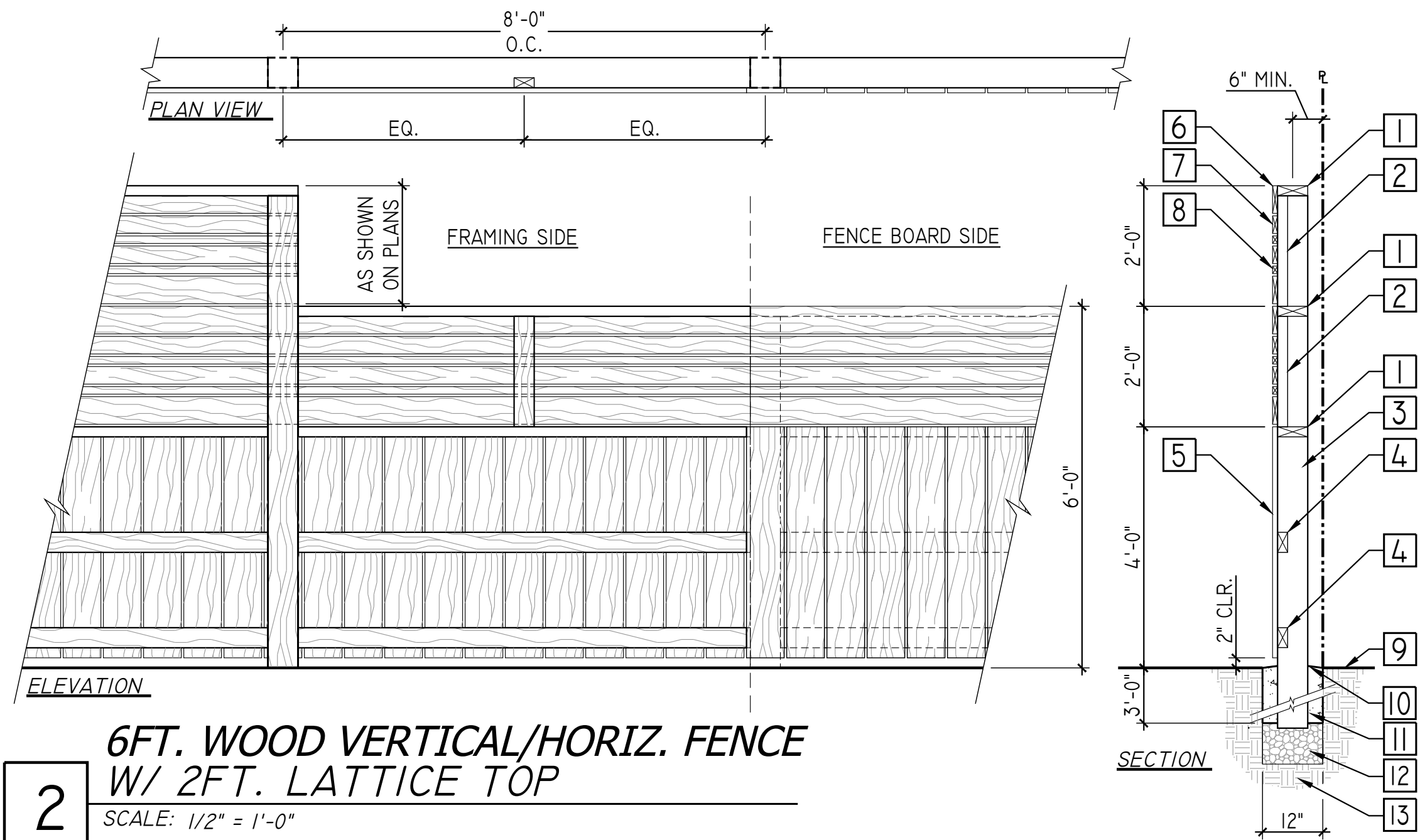
CHECKED BY: MAC/RJH

PROJECT  
NUMBER: 21-018.07



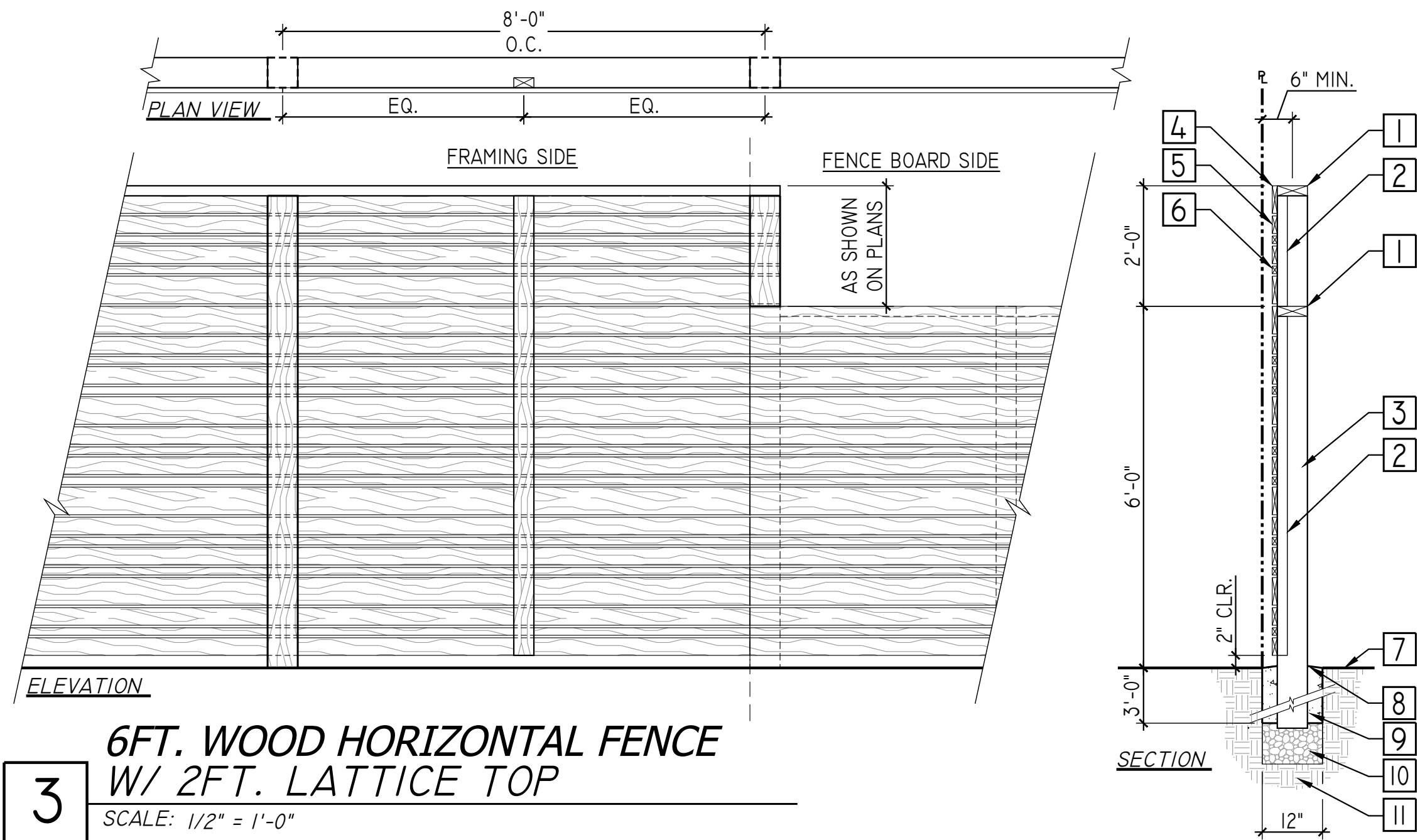
May 26, 2021 -- 11:53am  
G:\Shared drives\ProjectServer\21-018\21-018.07.dwg\4\_ConstructionDoc\21-018.07\_LDL-CITY-FENCING.dwg

NOTE: WOOD POSTS TO BE PTFD AND ALL OTHER WOOD TO BE HEART REDWOOD.



**2 6FT. WOOD VERTICAL/HORIZ. FENCE W/ 2FT. LATTICE TOP**  
SCALE: 1/2" = 1'-0"


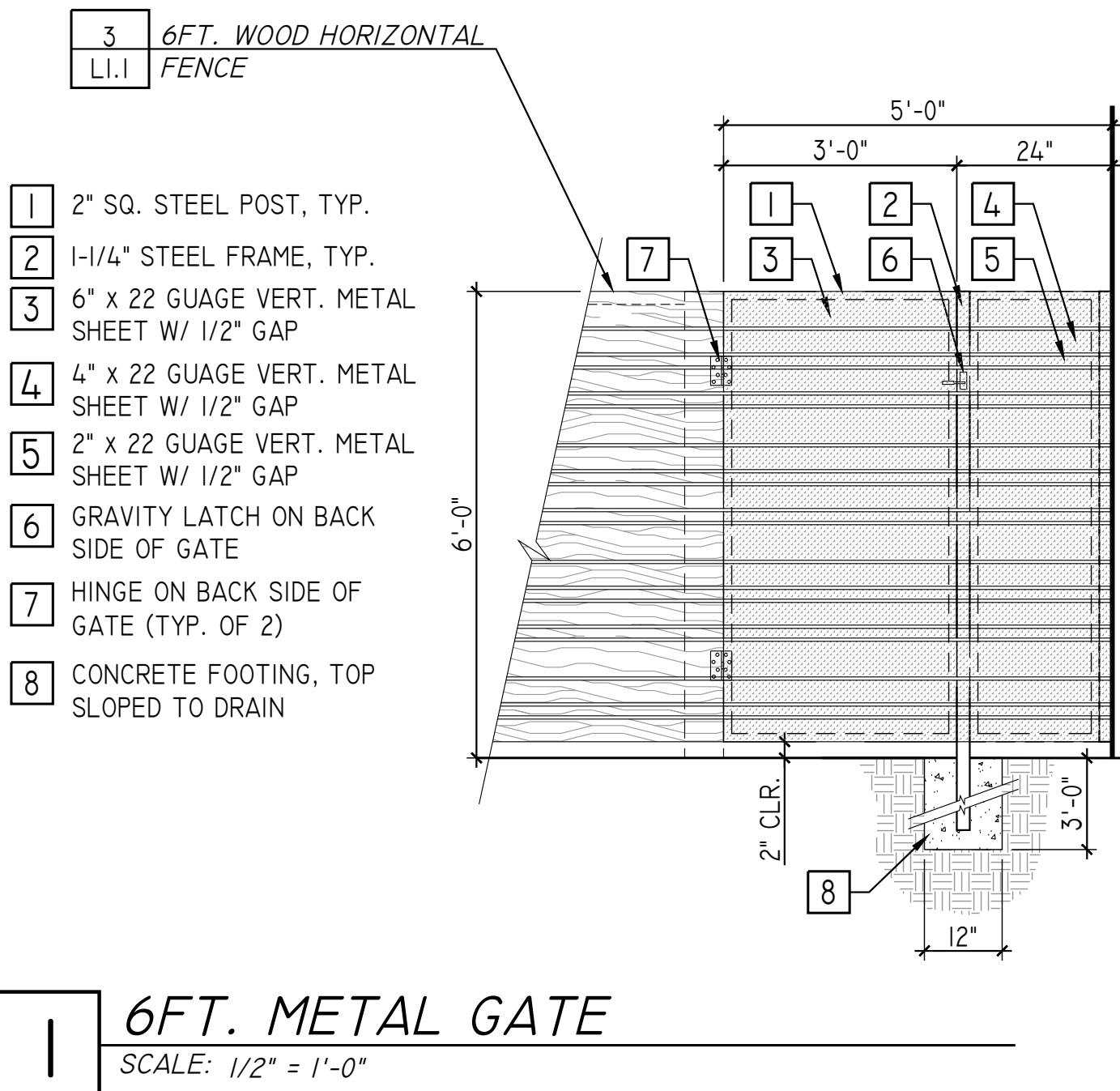
NOTE: WOOD POSTS TO BE PTFD AND ALL OTHER WOOD TO BE HEART REDWOOD.



**3 6FT. WOOD HORIZONTAL FENCE W/ 2FT. LATTICE TOP**  
SCALE: 1/2" = 1'-0"

### WOOD & METAL CONSTRUCTION

1. ALL WOOD POSTS IN CONTACT WITH SOIL SHALL BE PRESSURE TREATED DOUGLAS FIR, FDN GRADE, 0.60" PENETRATION. SATURATE ALL CUTS AND HOLES WITH APPROVED WOOD PRESERVATIVE.
2. ALL OTHER WOOD SHALL BE S4S CONSTRUCTION HEART REDWOOD, SEAL ALL WOOD MEMBERS WITH 2 COATS CLEAR BENITE (OR APPROVED EQUAL) PRIOR TO CONSTRUCTION, PROVIDE SAMPLE PRIOR TO APPLICATION. TOUCH UP ALL END CUTS WHEN COMPLETE.
3. ALL BRACKETS, BOLTS, FASTENERS, NAILS AND SHEET METAL POST CAPS SHALL BE HOT DIP GALVANIZED STEEL.
4. PRE-DRILL ANY HOLES FOR LAG BOLTS 1/8" OR GREATER BY 1/16" LESS THAN FASTENER SIZE. PRE-DRILL HOLES FOR THROUGH BOLTS 1/8" OR GREATER BY 1/16" LARGER THAN FASTENER SIZE TO REDUCE FUTURE CHECKING.
5. USE EPOXY BASED EXTERIOR ADHESIVE FOR ALL PLUGS, SAND UNTIL FLUSH WITH MEMBER.
6. ALL STRUCTURAL WELDED STEEL MUST BE APPROVED BY A CERTIFIED WELDING INSPECTOR OR EQUAL PROFESSIONAL. CONTRACTOR SHALL PAY FOR & COORDINATE THESE INSPECTIONS.
7. SEE ALL STRUCTURAL CALCULATIONS, FOOTINGS & STEEL REINFORCING PROVIDED BY STRUCTURAL DESIGN GROUP.
8. USE STAINLESS STEEL OR GALVANIZED STEEL FOR ALL HARDWARE (UNLESS NOTED OTHERWISE).
9. PRE-DRILL & FIT ALL FASTENER PENETRATIONS AND WELDED CONNECTIONS PRIOR TO STAINING.
10. CONTRACTOR SHALL COORDINATE LAYOUT OF ALL UTILITIES & ROUTES FOR ELECTRICAL THROUGH FOOTINGS & INSIDE POST TO FINAL DESTINATION.
11. FIELD VERIFIED 'AS-BUILT' DIMENSIONS AS REQUIRED. PROVIDE SHOP DRAWINGS FOR ANY CHANGES FROM APPROVED DRAWINGS.
12. ALL FENCE, GATE HINGES & LATCHES TO CONFORM TO THE CITY OF SANTA ROSA POOL/ SPA/ HOT TUB REQUIREMENTS.



**INTEGRA**  
PLANNING+  
LANDSCAPE  
ARCHITECTURE

5128 DUPONT DRIVE  
SANTA ROSA,  
CALIFORNIA 95409  
707.545.5235  
WWW.INTEGRAPLA.COM

INTEGRA IS NOT RESPONSIBLE FOR THE ACCURACY OR COMPLETENESS OF REPRODUCTIONS OF THIS DOCUMENT GENERATED BY OTHERS FROM ELECTRONIC MEDIA. © 2019. ALL RIGHTS RESEVERED

**PROJECT:**  
3557 SOUTHRIDGE DR.

3557 SOUTHRIDGE DRIVE  
SANTA ROSA, CALIFORNIA 95403

**CLIENT:**  
SYNERGY COMMUNITIES

435 E STREET  
SANTA ROSA, CALIFORNIA 95404  
707-360-6180

**SHEET DESCRIPTION:**  
CONSTRUCTION  
DETAILS

**REVISIONS:**

DATE: 05/26/2021  
SCALE: AS SHOWN  
DRAWN BY: IPLA  
CHECKED BY: MAC/RJH

SHEET  
NUMBER: L.I.1 OF 2  
PROJECT  
NUMBER: 21-018.07



