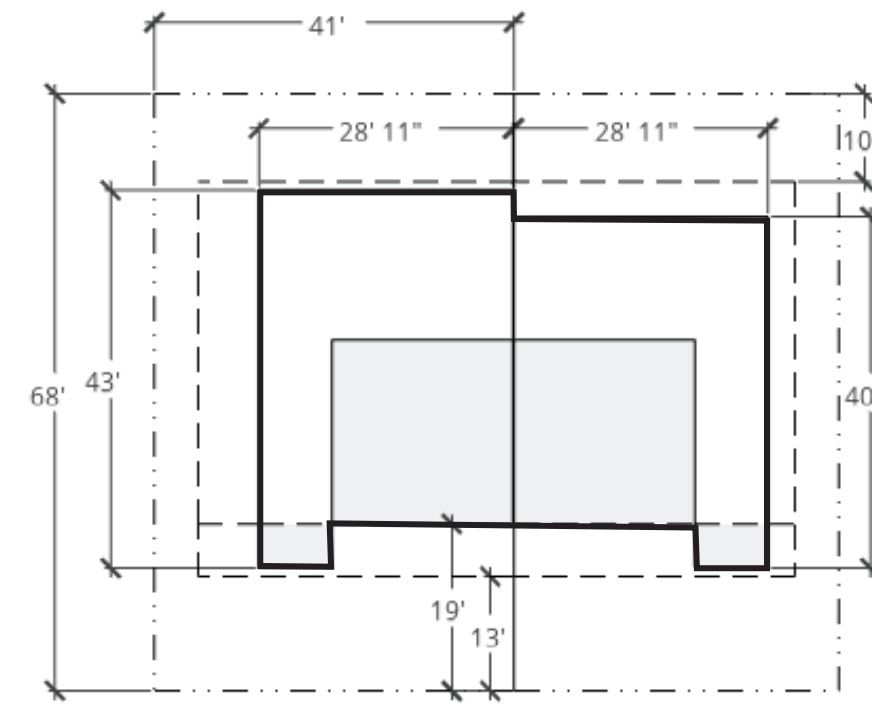
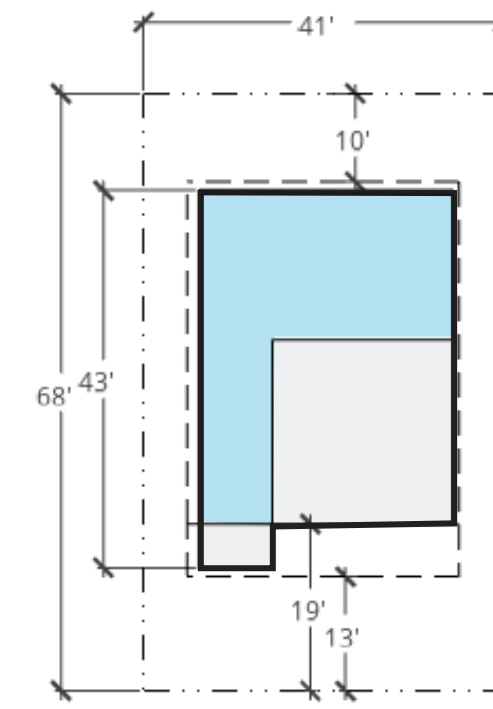


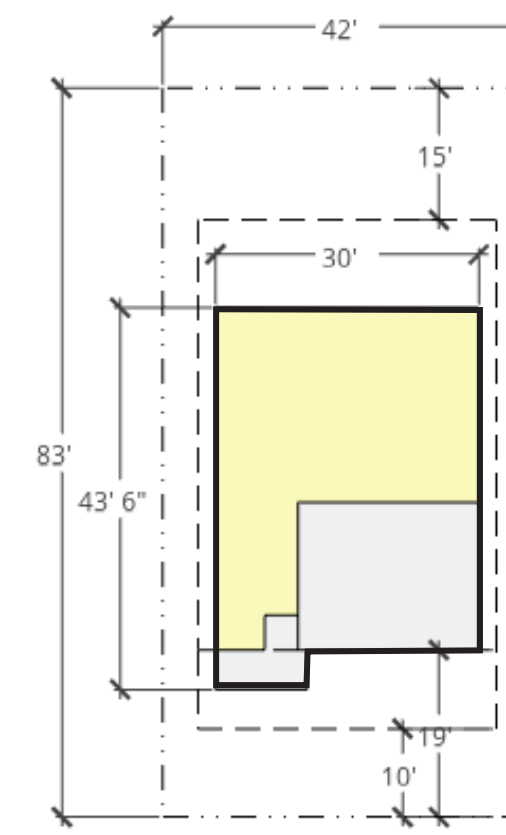
Single Family Duets  
PLAN 1 (1,400 SF) & 2 (1,544 SF)



Single Family Duets  
PLAN 3 (1,634 SF) & PLAN 2 (1,544 SF)



Single Family Detached  
PLAN 3 (1,634 SF)



Single Family Detached  
PLAN 4 (1,814 SF)

**DEVELOPMENT STANDARDS**

Minimum Front Setback: 10'

Minimum Garage Setback: 19'

Minimum Rear Setback:  
Lots 1-6;10-32: 15'  
All other lots: 10'

Minimum Side Yard Setback: 5'

Minimum Side Yard 2nd Story Setback: 5'

**SETBACKS EXHIBIT ON TYPICAL LOTS**

