CITY OF SANTA ROSA
HEARN COMMUNITY HUB

1004 HEARN AVENUE
SANTA ROSA, CA 95401

CONTACT INFORMATION

OWNER:
CITY OF SANTA ROSA

CONTACT:
LISA WELSH

69 Stony Circle
Santa Rosa, CA 95404

lwelsh@srcity.org
(707) 543-3909

GENERAL CONTRACTOR:
SWINERTON BUILDERS

CONTACT:
STUART PRICE

15 Business Park Way, Suite 101
Sacramento, CA 95828

sprice@swinerton.com
(415) 793-8598

FIRE STATION ARCHITECT:
SHAH KAWASAKI ARCHITECTS

CONTACT:
ALAN KAWASAKI

570 10th Street, Suite 201
Oakland, CA 94607

akawasaki@skarc.com
(510) 663-6090

LIBRARY ARCHITECT:
JAYSON ARCHITECTURE

CONTACT:
ABRAHAM JAYSON

587 Shotwell Street
San Francsico, CA 94110

abe@jaysonarch.com
(415) 317-0529

CIVIL ENGINEER:
BRELJE & RACE CONSULTING ENGINEERS

CONTACT:
PAUL BARTHOLOW

475 Aviation Boulevard, Suite 120
Santa Rosa, CA 95403

bartholow@brce.com
(707) 576-1322

LANDSCAPE ARCHITECT:
RHAA LANDSCAPE ARCHITECTURE + PLANNING

CONTACT:
MANUELA KING

225 Miller Avenue
Mill Valley, California 94941

manuela@rhaa.com
(415) 383-7900

STRUCTURAL ENGINEER:
ZFA STRUCTURAL ENGINEERS

CONTACT:
KEVIN ZUCCO

250 D Street, Suite 200
Santa Rosa, CA 95404

kevinz@zfa.com
(707) 526-0992

MECHANICAL ENGINEER:
3C ENGINEERING, INC.

CONTACT:
BRIAN STARRETT

1500 Palm Street
San Luis Obispo, CA 93401

bstarrett@3ceng.com
(805) 540-3363

ELECTRICAL ENGINEER:
THOMA ELECTRIC

CONTACT:
JEFFREY THOMA

3562 Empleo Street
San Luis Obispo, CA 93401

jthoma@thomaelec.com
(805) 543-3850

VICINITY MAP

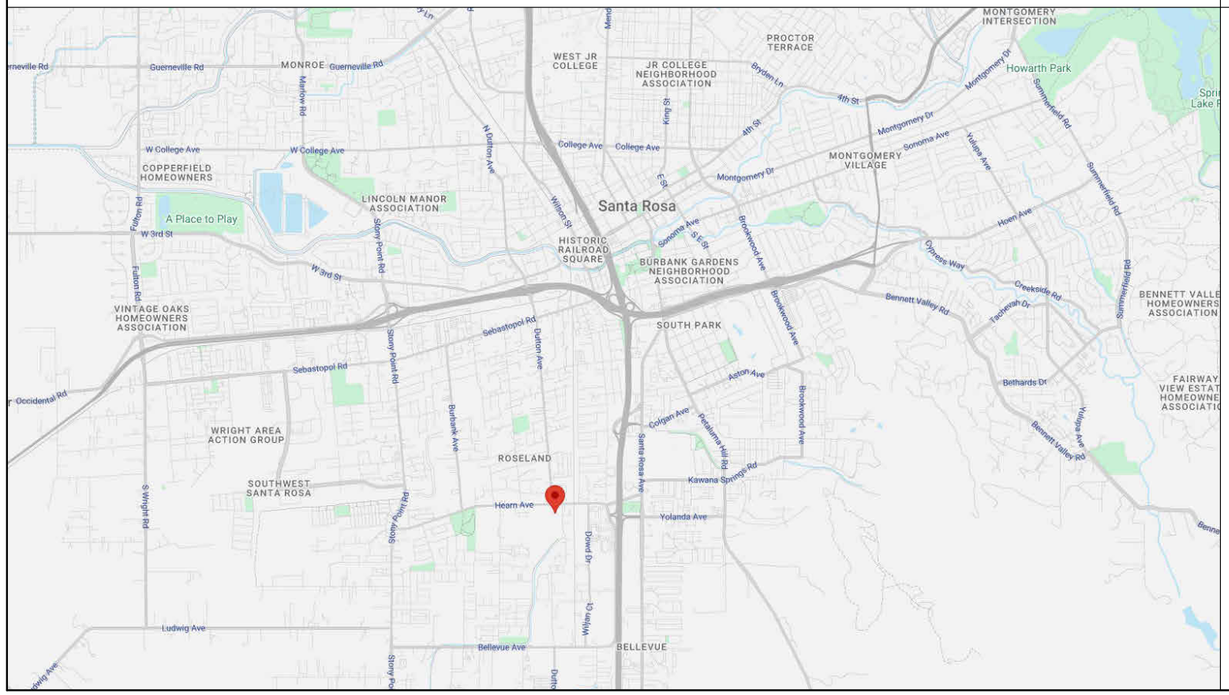

SHEET INDEX

PAGE	DESCRIPTION
1	COVER
2	SITE PLAN
3	GRADING PLAN - FIRE STATION
4	GRADING PLAN - LIBRARY
5	UTILITY PLAN - FIRE STATION
6	UTILITY PLAN - LIBRARY
7	FLOOR PLAN - FIRE STATION
8	ELEVATIONS - FIRE STATION
9	RENDERING - FIRE STATION
10	RENDERING - FIRE STATION
11	RENDERING - FIRE STATION
12	FLOOR PLAN - LIBRARY
13	ELEVATIONS - LIBRARY
14	ELEVATIONS - LIBRARY
15	RENDERING - LIBRARY
16	RENDERING - LIBRARY
17	RENDERING - LIBRARY
18	RENDERING - LIBRARY
19	RENDERING - LIBRARY
20	RENDERING - LIBRARY

PROJECT DESCRIPTION

- SITE IMPROVEMENTS IN RELATION TO (N) FIRE STATION & (N) LIBRARY FACILITIES
- RIGHT-OF-WAY EXTENSION OF DUTTON AVENUE
- (N) PARKING LOT
- (N) FIRE STATION
- (N) LIBRARY

PROJECT DATA

BUILDING & PLANNING CODE DATA

- PLANNING CODE EDITION: SANTA ROSA CITY CODE
- BUILDING CODE EDITION: 2022 CALIFORNIA BUILDING CODE
  2022 CALIFORNIA MECHANICAL CODE
  2022 CALIFORNIA ELECTRICAL CODE
  2022 CALIFORNIA PLUMBING CODE
  2022 CALIFORNIA FIRE CODE
  2022 CALGREEN BUILDING STANDARDS
  2022 CALIFORNIA ENERGY CODE
- SQUARE FOOTAGE: 9,915 GSF (FIRE STATION)
  10,315 GSF (LIBRARY)

SWINERTON
SHAH KAWASAKI ARCHITECTS
JAYSON ARCHITECTURE

COVER SHEET
SCALE: N/A

SITE PLAN

SCALE: 1" = 60'-0"

SWINERTON

SHAH KAWASAKI ARCHITECTS

JAYSON ARCHITECTURE

CITY OF SANTA ROSA

HEARN COMMUNITY HUB

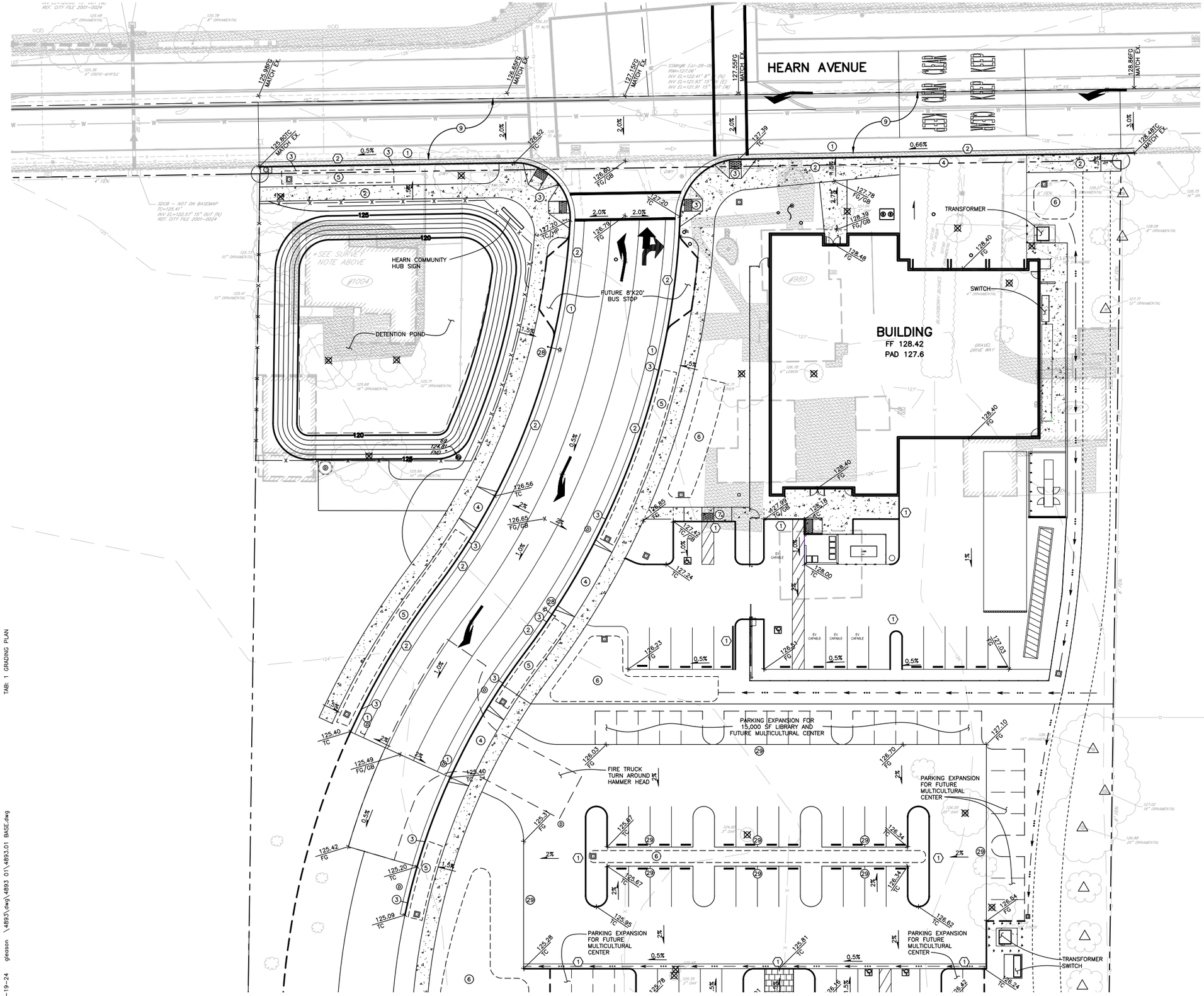

GRADING NOTES

(ONLY NOTES RELEVANT TO THIS SHEET ARE SHOWN)

1. INSTALL CURB AND GUTTER PER CITY STD 241.
2. INSTALL SIDEWALK PER CITY STD 230A.
3. INSTALL CURB RAMP PER CITY STANDARD 232A.
4. INSTALL DRIVEWAY APRON PER CITY STANDARD 250A.
5. INSTALL TYPE A BIORETENTION PLANTER PER DETAIL SHEET 7.
6. INSTALL TYPE B BIORETENTION PLANTER PER DETAIL SHEET 7.
7. INSTALL TYPE A PEDESTRIAN RAMP PER DETAIL SHEET 7.
8. INSTALL TEMPORARY TURNAROUND FOR FUTURE THROUGH ROAD PER CITY STANDARD 206.
9. COLD PLANE EXISTING ASPHALT 0.25' DEEP, OVERLAY ASPHALT PER CITY STANDARDS 208, 209 & 210.

28. INSTALL 2" WATER METER AND 2" REDUCED PRESSURE BACKFLOW PER CITY STANDARD 865A AND 876.
29. INSTALL 500 GALLON SAND/OIL SEPARATOR

LEGEND

1 2	CURB TYPES PER DETAILS SHEET 7
⊠	TREE TO BE REMOVED.
△	TREE TO BE SAVED.

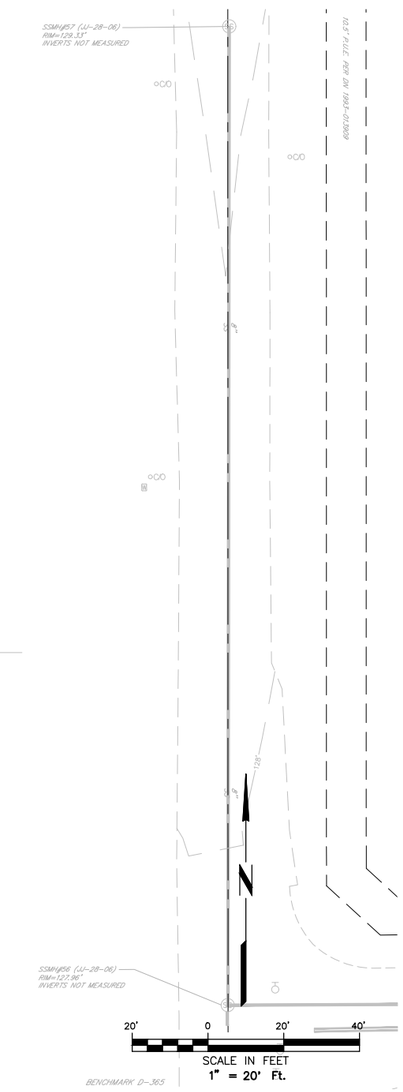

CITY OF SANTA ROSA
HEARN COMMUNITY HUB

SWINERTON

SHAH KAWASAKI ARCHITECTS
JAYSON ARCHITECTURE

Brelje & Race
CONSULTING ENGINEERS

GRADING PLAN FIRE STATION

SCALE: 1"=20'

08-19-24 gleason \4893\dwg\4893 01\4893.01 BASE.dwg TAB: 1 GRADING PLAN

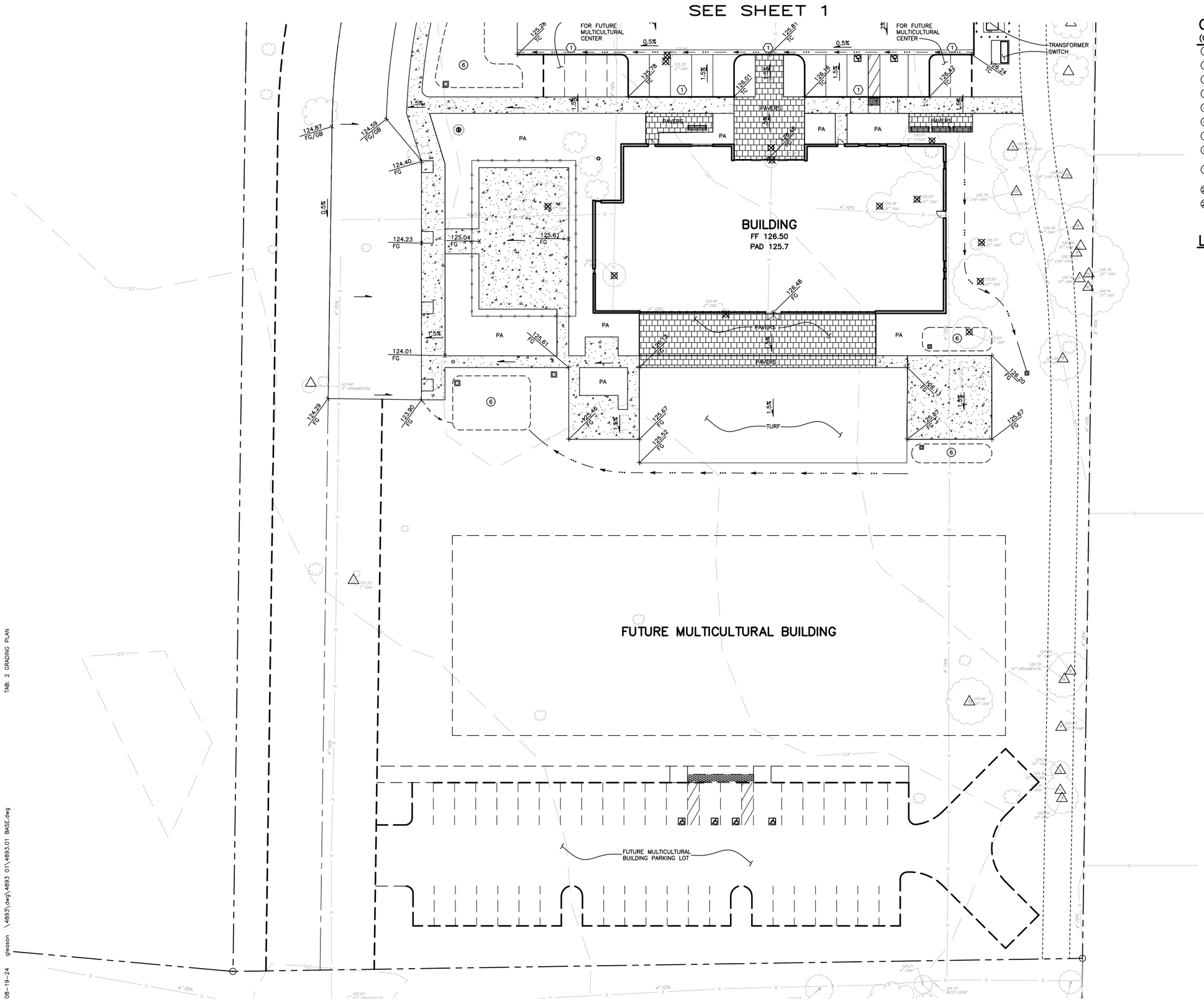

GRADING NOTES

(ONLY NOTES RELEVANT TO THIS SHEET ARE SHOWN)

1. INSTALL CURB AND GUTTER PER CITY STD 241.
2. INSTALL SIDEWALK PER CITY STD 230A.
3. INSTALL CURB RAMP PER CITY STANDARD 232A.
4. INSTALL DRIVEWAY APRON PER CITY STANDARD 250A.
5. INSTALL TYPE A BIORETENTION PLANTER PER DETAIL SHEET 7.
6. INSTALL TYPE B BIORETENTION PLANTER PER DETAIL SHEET 7.
7. INSTALL TYPE A PEDESTRIAN RAMP PER DETAIL SHEET 7.
8. INSTALL TEMPORARY TURNAROUND FOR FUTURE THROUGH ROAD PER CITY STANDARD 206.
9. COLD PLANE EXISTING ASPHALT 0.25' DEEP, OVERLAY ASPHALT PER CITY STANDARDS 208, 209 & 210.

28. INSTALL 2" WATER METER AND 2" REDUCED PRESSURE BACKFLOW PER CITY STANDARD 865A AND 876.
29. INSTALL 500 GALLON SAND/OIL SEPARATOR

LEGEND

1 2	CURB TYPES PER DETAILS SHEET 7
⊠	TREE TO BE REMOVED.
△	TREE TO BE SAVED.

20' 0 20' 40'

SCALE IN FEET
1" = 20' Ft.

CITY OF SANTA ROSA
HEARN COMMUNITY HUB

SHAH KAWASAKI ARCHITECTS
JAYSON ARCHITECTURE
SWINERTON

Brelje & Race
CONSULTING ENGINEERS
419 Aviation Blvd • Suite 100 • Santa Rosa, CA 95403 • 707.542.1322
www.brelje.com

GRADING PLAN LIBRARY

SCALE: 1"=20'

TAB: 2 GRADING PLAN

08-19-24 gleason \4893\dwg\4893 01\4893.01 BASE.dwg

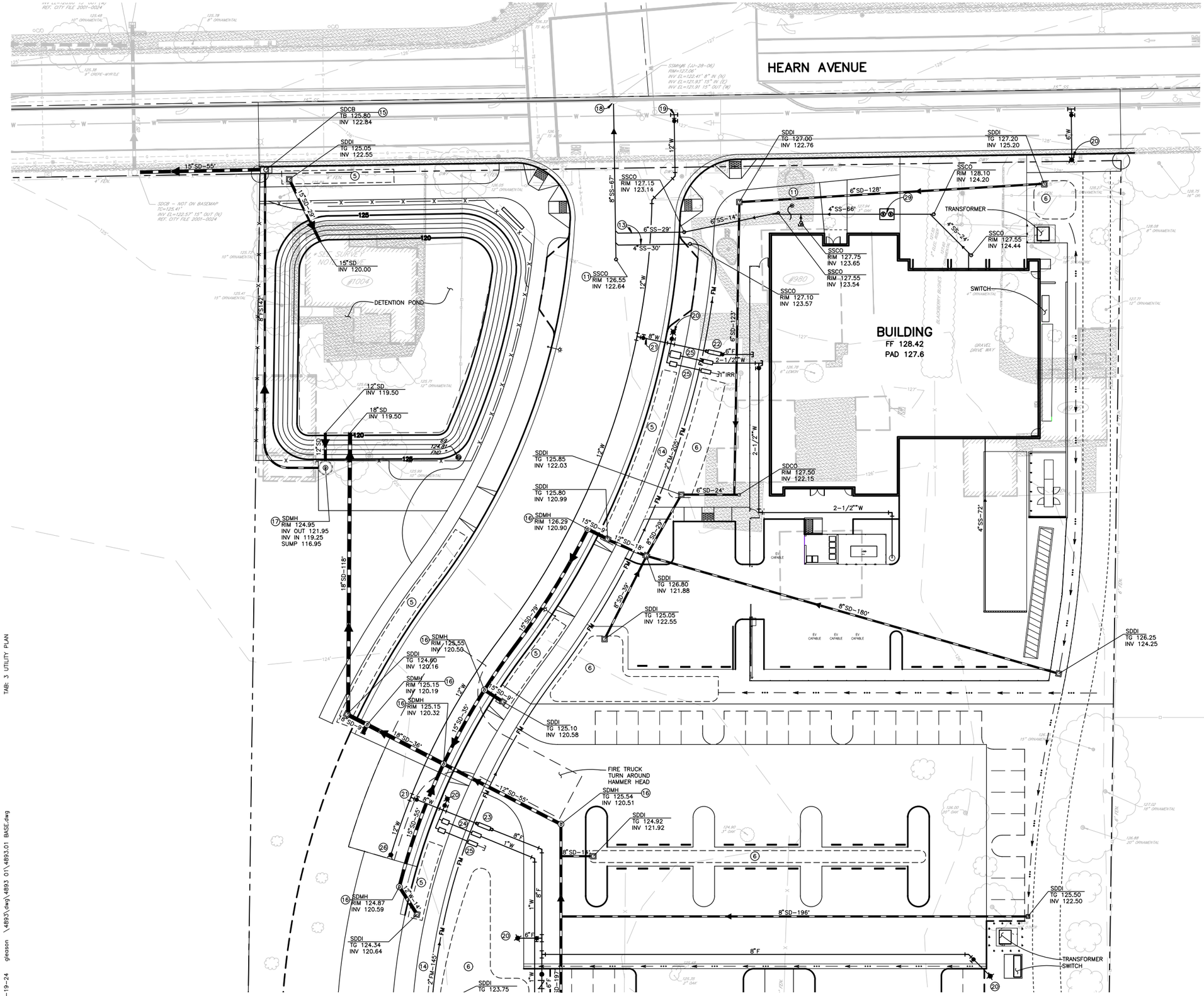

SEE SHEET 4

GRADING NOTES

(ONLY NOTES RELEVANT TO THIS SHEET ARE SHOWN)

10. INSTALL DUPLEX GRINDER PUMP BASIN PACKAGE WITH 36"X96" BASIN, 2HP, 208-230 VOLT PUMPS, LIBERTY MODEL D3696LSG202-48 PER MANUFACTURES RECOMMENDATIONS. PROVIDE ELECTRICAL HOOKUP FOR PORTABLE GENERATOR BACKUP POWER.
11. INSTALL SEWER MANHOLE CLEANOUT PER CITY STANDARD 505.
12. INSTALL PRIVATE FORCE MAIN CONNECTION TO 4" GRAVITY SEWER LATERAL PER CITY STANDARD 515.
13. INSTALL SEWER LATERAL PER CITY STANDARD 513.
14. INSTALL 2" DIAMETER FORCE SEWER MAIN, HDPE DR13.5 PER MANUFACTURERS RECOMMENDATIONS.
15. INSTALL STORM DRAIN CATCH BASIN PER CITY STANDARD 402.
16. INSTALL STORM DRAIN MANHOLE PER CITY STANDARD 400.
17. INSTALL ROMTEC DUPLEX STORM DRAIN PUMP STATION WITH 60" DIAMETER, 96" DEEP PRECAST CONCRETE MANHOLE (3PHASE 5HP PUMPS) PER MANUFACTURES RECOMMENDATIONS. PROVIDE ELECTRICAL HOOKUP FOR PORTABLE GENERATOR BACKUP POWER.
18. CONNECT TO EXISTING SEWER MANHOLE PER CITY STANDARDS.
19. CUT IN NEW 12" TEE INTO EXISTING 12" WATER MAIN PER CITY STANDARDS.
20. INSTALL FIRE HYDRANT PER CITY STANDARD 857.
21. INSTALL 8" COMBINATION WATER SERVICE PER CITY STANDARD 870.
22. INSTALL 6" DOUBLE CHECK BACKFLOW DEVICE WITH INTEGRATED FDC PER CITY STANDARD 874.
23. INSTALL 8" DOUBLE CHECK BACKFLOW DEVICE PER CITY STANDARD 874.
24. INSTALL 1" WATER METER AND 1" REDUCED PRESSURE BACKFLOW PER CITY STANDARD 863A AND 876.
25. INSTALL 1" WATER METER (IRRIGATION) AND 1" REDUCED PRESSURE BACKFLOW PER CITY STANDARDS 863A AND 876.
26. INSTALL TEMPORARY WATER LINE BLOW OFF PER CITY STANDARD 859.
27. INSTALL PIV/CV/FDC PER DETAIL SHEET 7.
28. INSTALL 2" WATER METER AND 2" REDUCED PRESSURE BACKFLOW PER CITY STANDARD 865A AND 876.
29. INSTALL 500 GALLON SAND/OIL SEPARATOR

CITY OF SANTA ROSA
HEARN COMMUNITY HUB

SHAH KAWASAKI JAYSON ARCHITECTS
SWINERTON

Brelje & Race
CONSULTING ENGINEERS
470 Aviation Blvd. • Suite 110 • Santa Rosa, CA 95403 • 707.575.1322
www.brelje.com

UTILITY PLAN FIRE STATION
SCALE: 1"=20'

TAB: 3 UTILITY PLAN

08-19-24 gleason \4893\dwg\4893 01\4893.01 BASE.dwg

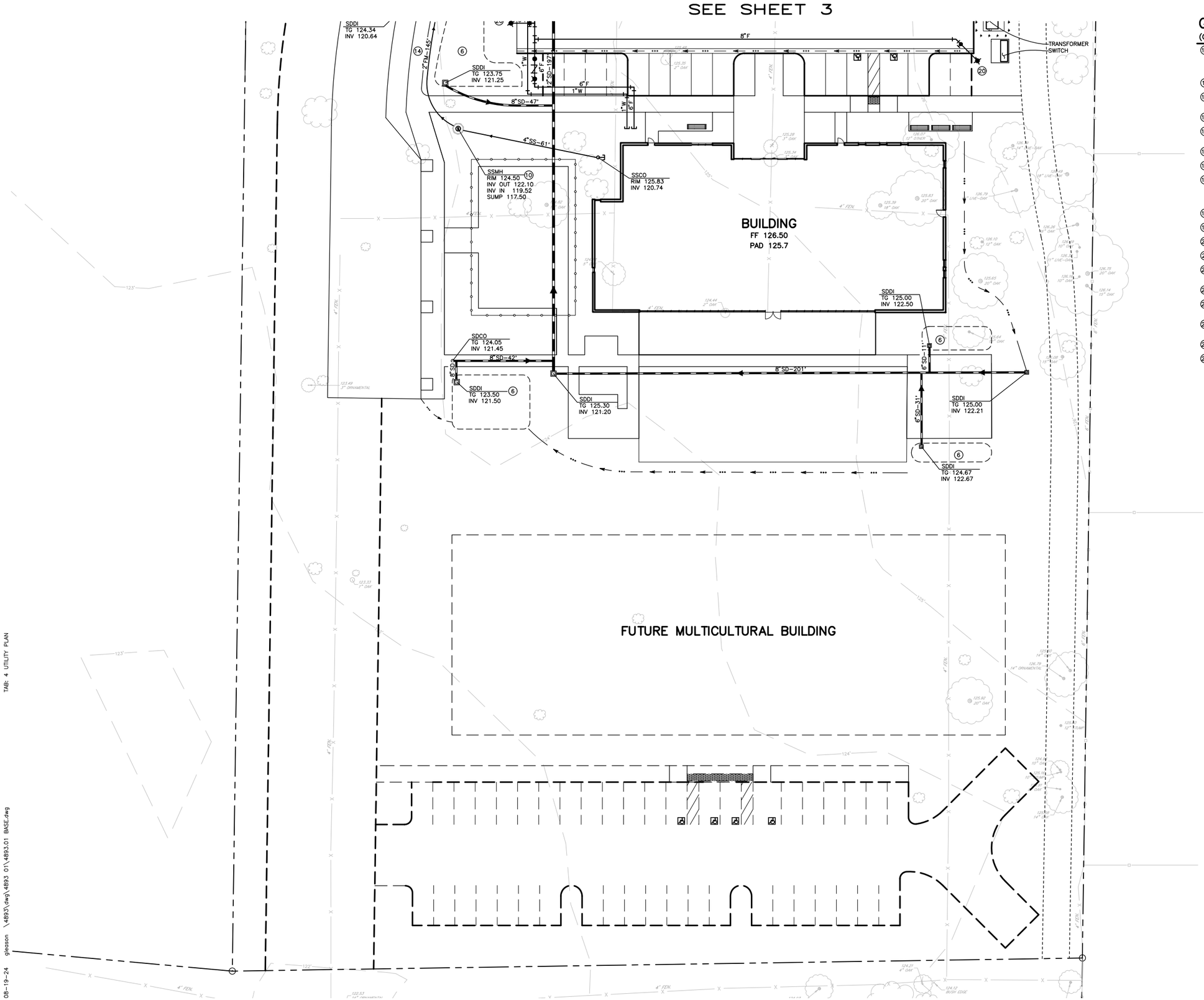

GRADING NOTES

(ONLY NOTES RELEVANT TO THIS SHEET ARE SHOWN)

10. INSTALL DUPLEX GRINDER PUMP BASIN PACKAGE WITH 36"X96" BASIN, 2HP, 208-230 VOLT PUMPS, LIBERTY MODEL D3696LSG202-48 PER MANUFACTURES RECOMMENDATIONS. PROVIDE ELECTRICAL HOOKUP FOR PORTABLE GENERATOR BACKUP POWER.
11. INSTALL SEWER MANHOLE CLEANOUT PER CITY STANDARD 505.
12. INSTALL PRIVATE FORCE MAIN CONNECTION TO 4" GRAVITY SEWER LATERAL PER CITY STANDARD 515.
13. INSTALL SEWER LATERAL PER CITY STANDARD 513.
14. INSTALL 2" DIAMETER FORCE SEWER MAIN, HDPE DR13.5 PER MANUFACTURERS RECOMMENDATIONS.
15. INSTALL STORM DRAIN CATCH BASIN PER CITY STANDARD 402.
16. INSTALL STORM DRAIN MANHOLE PER CITY STANDARD 400.
17. INSTALL ROMTEC DUPLEX STORM DRAIN PUMP STATION WITH 60" DIAMETER, 96" DEEP PRECAST CONCRETE MANHOLE (3PHASE 5HP PUMPS) PER MANUFACTURES RECOMMENDATIONS. PROVIDE ELECTRICAL HOOKUP FOR PORTABLE GENERATOR BACKUP POWER.
18. CONNECT TO EXISTING SEWER MANHOLE PER CITY STANDARDS.
19. CUT IN NEW 12" TEE INTO EXISTING 12" WATER MAIN PER CITY STANDARDS.
20. INSTALL FIRE HYDRANT PER CITY STANDARD 857.
21. INSTALL 8" COMBINATION WATER SERVICE PER CITY STANDARD 870.
22. INSTALL 6" DOUBLE CHECK BACKFLOW DEVICE WITH INTEGRATED FDC PER CITY STANDARD 874.
23. INSTALL 8" DOUBLE CHECK BACKFLOW DEVICE PER CITY STANDARD 874.
24. INSTALL 1" WATER METER AND 1" REDUCED PRESSURE BACKFLOW PER CITY STANDARD 863A AND 876.
25. INSTALL 1" WATER METER (IRRIGATION) AND 1" REDUCED PRESSURE BACKFLOW PER CITY STANDARDS 863A AND 876.
26. INSTALL TEMPORARY WATER LINE BLOW OFF PER CITY STANDARD 859.
27. INSTALL PIV/CV/FDC PER DETAIL SHEET 7.

CITY OF SANTA ROSA
HEARN COMMUNITY HUB

SWINERTON
SHAH KAWASAKI ARCHITECTS
JAYSON ARCHITECTURE

Brelje & Race
CONSULTING ENGINEERS
475 Aviation Blvd • Suite 120 • Santa Rosa, CA 95403 • 707.575.1322
www.brelje.com

UTILITY PLAN LIBRARY

SCALE: 1"=20'

TAB: 4 UTILITY PLAN

08-19-24 gleason \4893\dwg\4893.01\4893.01 BASE.dwg

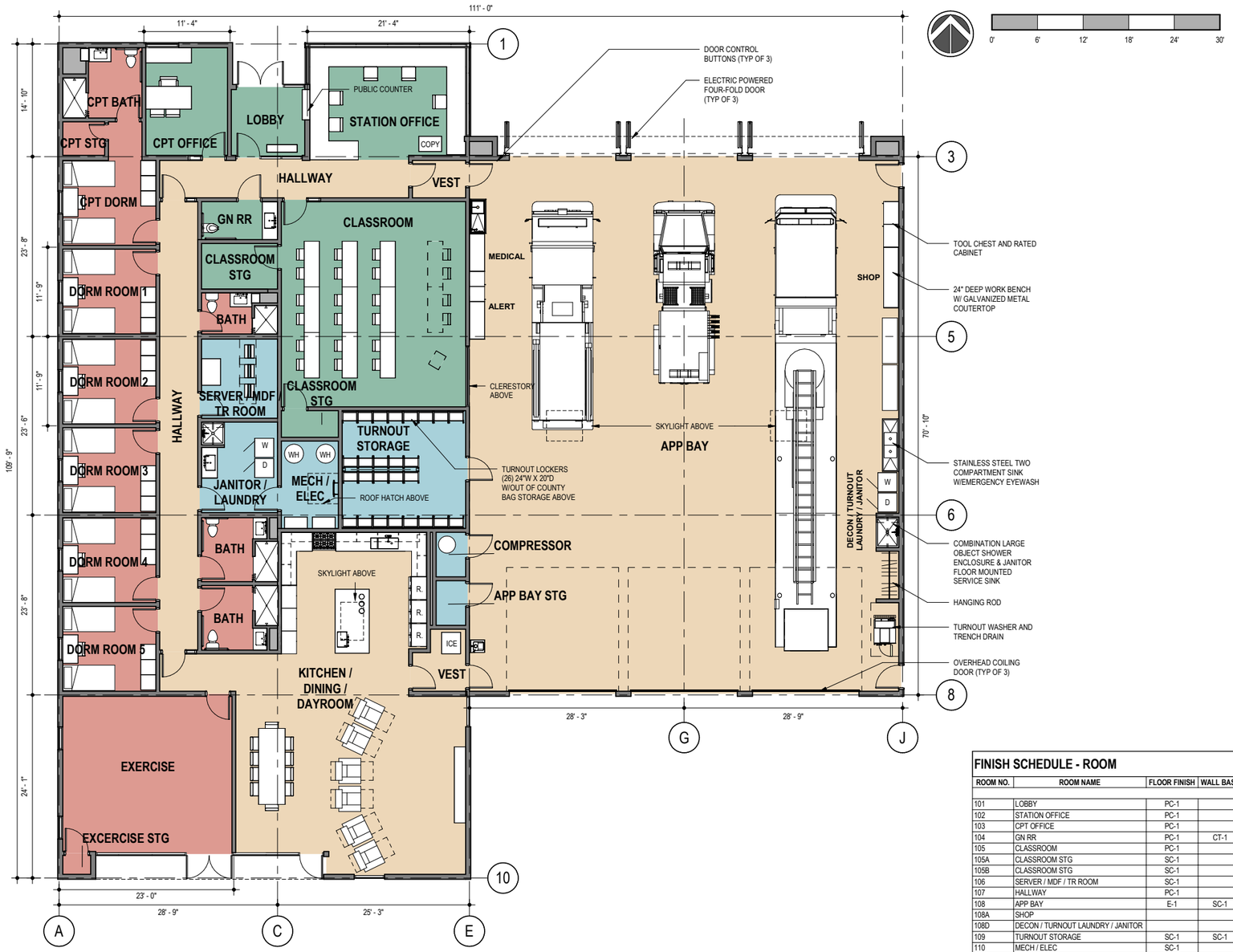

FINISH SCHEDULE LEGEND

CEILING	
ACT-1	ACOUSTIC CEILING TILE
EXP	EXPOSED CEILING
GB-1	GYPSUM BOARD CEILING
GB-X	PAINTED MOISTURE-RESISTENT DRYWALL
FLOOR	
AR-1	RESILIENT ATHLETIC FLOORING
E-1	EPOXY-ALIPHATIC POLYESTER POLYURETHANE CEMENTITIOUS MORTAR SYSTEM
FT-1	PORCELINE FLOOR TILE
SC-1	SEALED CONCRETE
WM-1	POLYPROPYLENE MODULAR TILE WALK-OFF MAT
INTERIOR PAINT	
PT-1	PAINT - WHITE (EGSHELL)
MISCELLANEOUS	
PL-1	PLASTIC LAMINATE - MONTICELLO MAPLE
SS-1	STAINLESS STEEL COUNTER
SSM-1	SOLID SURFACE COUNTER
WALL	
FRP-1	FRP WALL PANEL
M-1	MIRROR WALL
PP-1	PLASTIC PANEL
PT-2	FIRE RATED PLYWOOD - PAINTED
PT-X	PAINTED MOISTURE RESISTANT DRYWALL
SSM-2	SHOWER SOLID SURFACE
WT-1	RESTROOM WALL TILE
WALL BASE	
CT-1	COVED BASE TILE

FINISH SCHEDULE - ROOM

ROOM NO.	ROOM NAME	FLOOR FINISH	WALL BASE	WALL FINISH	CEILING FINISH	ROOM FINISH COMMENTS	PROGRAM COMPARISON AREA (PROPOSED)	PROGRAM COMPARISON AREA (CRITERIA)
101	LOBBY	PC-1		PT-1	GB-1		92 SF	80 SF
102	STATION OFFICE	PC-1		PT-1	ACT-1	PUBLIC FACING WALL & WINDOW LEVEL 3 UL BALLISTICS RESISTANCE RATING	300 SF	300 SF
103	CPT OFFICE	PC-1		PT-1	ACT-1		162 SF	150 SF
104	GN RR	PC-1	CT-1	WT-1/PT-1	GB-1	WT-1 TO 84"	58 SF	-
105	CLASSROOM	PC-1		PT-1	ACT-1		681 SF	500 SF
105A	CLASSROOM STG	SC-1		PT-1	GB-1		68 SF	80 SF
105B	CLASSROOM STG	SC-1		PT-1	GB-1		32 SF	-
106	SERVER / MDF / TR ROOM	SC-1		PT-2	EXP	8'6" HIGH 3/4" FIRE RATED BACKBOARD WAINSCOAT (N,E,S WALLS)	110 SF	110 SF
107	HALLWAY	PC-1		PT-1	ACT-1		183 SF	-
108	APP BAY	E-1	SC-1	FRP-1/PT-1	GB-X	FRP-1 TO 96" HIGH	3963 SF	70L X3
108A	SHOP					IN APP BAY, SEE APP BAY FINISHES	0 SF	180 SF
108D	DECON / TURNOUT LAUNDRY / JANITOR					IN APP BAY, SEE APP BAY FINISHES	0 SF	
109	TURNOUT STORAGE	SC-1	SC-1	FRP-1/PT-1	GB-1	FRP-1 TO 96" HIGH	268 SF	
110	MECH / ELEC	SC-1		FRP-1/PT-2	EXP	FRP-1 TO 96" HIGH / 8'6" HIGH 3/4" FIRE RATED BACKBOARD WAINSCOAT (N,E,S WALLS)	96 SF	-
111	COMPRESSOR	SC-1		PT-1	GB-X		28 SF	-
112	APP BAY STG	PC-1	SC-1	PT-1	GB-X		28 SF	-
113	CPT DORM	PC-1		PT-1	GB-1		171 SF	150 SF
113A	CPT STG	PC-1		PT-1	GB-1		28 SF	
114	CPT BATH	FT-1		WT-1/PT-X	GB-X	WT-1 @ WET WALLS / HOWER FLOOR: SSM-2 / SHOWER WALLS: TILE, FULL HEIGHT	90 SF	90 SF
115	DORM ROOM 1	PC-1		PT-1	GB-1		147 SF	125 SF
116	DORM ROOM 2	PC-1		PT-1	GB-1		147 SF	125 SF
117	DORM ROOM 3	PC-1		PT-1	GB-1		147 SF	125 SF
118	DORM ROOM 4	PC-1		PT-1	GB-1		147 SF	125 SF
119	DORM ROOM 5	PC-1		PT-1	GB-1		147 SF	125 SF
120	EXERCISE	AR-1		M-1	GB-1	M-1 TO 96" ALONG ONE WALL	467 SF	450 SF
120A	EXCERCISE STG	PC-1		PT-1	GB-1		11 SF	
121	HALLWAY	PC-1		PT-1	ACT-1		327 SF	
122	BATH	FT-1		WT-1/PT-X	GB-X	WT-1 @ WET WALLS / SHOWER FLOOR: SSM-2 / SHOWER WALLS: TILE, FULL HEIGHT	57 SF	-
123	BATH	FT-1		WT-1/PT-X	GB-X	WT-1 @ WET WALLS / SHOWER FLOOR: SSM-2 / SHOWER WALLS: TILE, FULL HEIGHT	90 SF	-
124	BATH	FT-1		WT-1/PT-X	GB-X	WT-1 @ WET WALLS / SHOWER FLOOR: SSM-2 / SHOWER WALLS: TILE, FULL HEIGHT	90 SF	-
125	JANITOR / LAUNDRY	SC-1	SC-1	FRP-1/PT-1	GB-1	FRP-1 TO 96" HIGH	137 SF	85 SF
126	KITCHEN / DINING / DAYROOM	PC-1		PT-1	ACT-1		1128 SF	980 SF
127	VEST	WM-1		PT-1	ACT-1		41 SF	
128	VEST	WM-1		PT-1	ACT-1		58 SF	
						STRUCTURE & CIRCULATION	417 SF	
						GROSS BUILDING AREA	9915 SF	-- --- SF

SWINERTON

SHAH KAWASAKI JAYSON ARCHITECTS ARCHITECTURE

FLOOR PLAN - FIRE STATION

SCALE: 1/8" = 1'-0"



NORTH ELEVATION

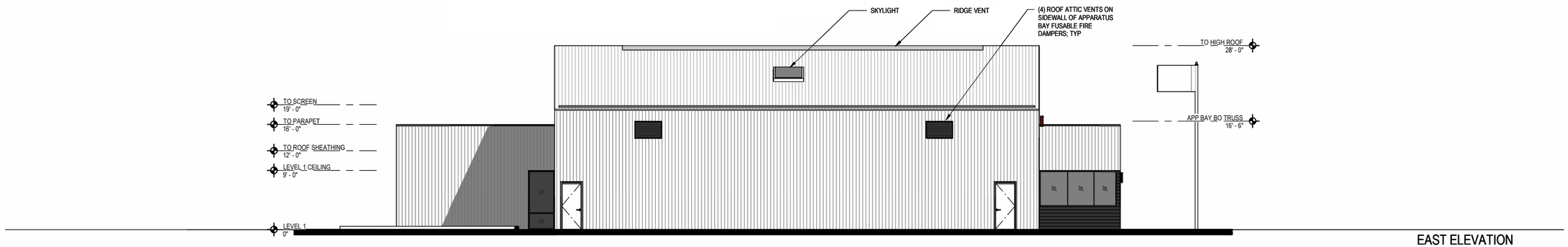

EAST ELEVATION

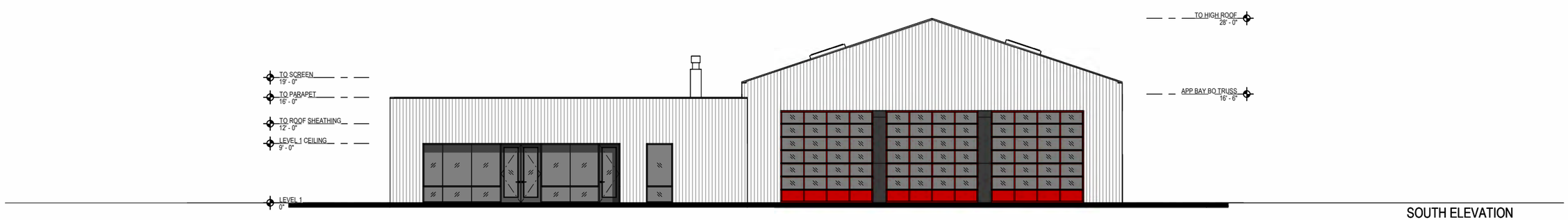

SOUTH ELEVATION

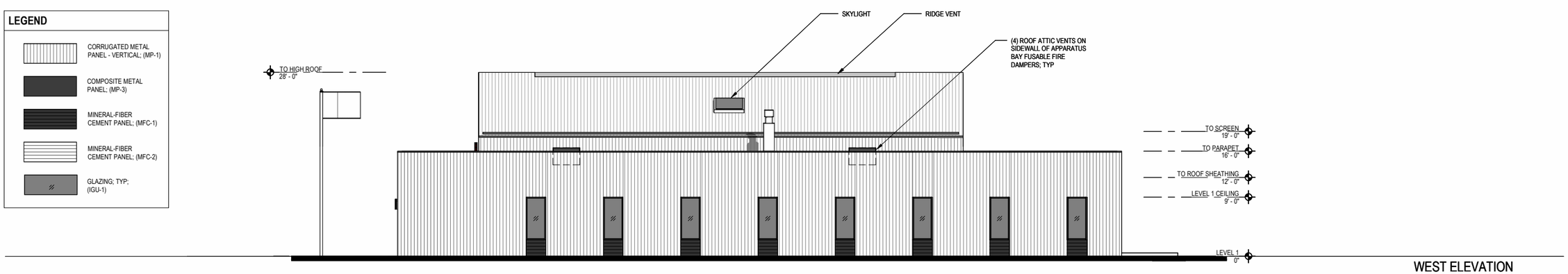

WEST ELEVATION

LEGEND

- CORRUGATED METAL PANEL - VERTICAL; (MP-1)
- COMPOSITE METAL PANEL; (MP-3)
- MINERAL-FIBER CEMENT PANEL; (MFC-1)
- MINERAL-FIBER CEMENT PANEL; (MFC-2)
- GLAZING; TYP; (IGU-1)

CITY OF SANTA ROSA
HEARN COMMUNITY HUB

SHAH KAWASAKI ARCHITECTS
SWINERTON
JAYSON ARCHITECTURE

ELEVATIONS - FIRE STATION

SCALE: 1/8" = 1'-0"

FIRE STATION FROM DUTTON & HEARN INTERSECTION

CITY OF SANTA ROSA
HEARN COMMUNITY HUB

SHAH KAWASAKI ARCHITECTS
SWINERTON
JAYSON ARCHITECTURE

RENDERING - FIRE STATION

FIRE STATION FROM DUTTON LOOKING SOUTH WEST

CITY OF SANTA ROSA
HEARN COMMUNITY HUB

SWINERTON SHAH KAWASAKI ARCHITECTS JAYSON ARCHITECTURE

RENDERING - FIRE STATION

CROSS SECTION OF KITCHEN / DINING/ DAYROOM / PATIO

CITY OF SANTA ROSA
HEARN COMMUNITY HUB

SWINERTON

SHAH KAWASAKI ARCHITECTS

JAYSON ARCHITECTURE

RENDERING - FIRE STATION

KEY NOTES

1. AUTOMATIC SLIDING DOOR
2. GLAZED ALUMINUM STOREFRONT DOOR
3. GLAZED ALUMINUM STOREFRONT DOUBLE DOOR
4. ALUMINUM STOREFRONT GLAZING, TYP
5. ALUMINUM STOREFRONT WINDOW, TYP
6. ACOUSTIC WOOD SLAT PANEL TO 14' - 0"
7. PAINTED GALVINIZED STEEL COLUMN, SSD
8. EXTERIOR BOOK DROP
9. INTERIOR BOOK DROP
10. FRAMELESS GLASS PARTITION WALL & DOOR
11. FF&E, AMHS
12. FRIENDS OF THE LIBRARY COLLECTION
13. SELF-CHECK
14. MOTORIZED SECURITY GRILLE: 6'H (BI-PARTING, LOCKABLE)
15. SECURITY GATE CABINET
16. CIRCULATION DESK
17. NEW BOOK
18. HOLDS COLLECTION
19. HIGH/LOW DRINKING FOUNTAIN, SPD
20. FF&E, 54"H METAL CANTILEVER SHELVING, TYP
21. FF&E, 54"H MOBILE GONDOLA SHELVING, TYP
22. FF&E, 42"H CANTILEVER METAL SHELVING, TYP
23. FF&E, TABLE AND CHAIRS
24. FF&E, COFFEE TABLE
25. FF&E, STAFF WORK DESK AND TASK CHAIRS
26. ROOF OVERHANG ABOVE
27. PRINT RELEASE & CATALOG COMPUTERS CASEWORK, NIC
28. RESTROOM ACCESSORIES
29. WATER CLOSET, SPD
30. LAVATORY, SPD
31. 24" DEEP FULL HT CASEWORK STORAGE
32. PTD WD UPPER CABINETS
33. PTD WD LOWER CABINETS W/ SOLID SURFACE COUNTER
34. BUILT IN BANQUETTE SEATING
35. FF&E, LOUNGE CHAIRS
36. FF&E, POUF SEATING
37. FF&E, WORK TABLE
38. FF&E, SOFA
39. REFRIGERATOR, NIC

PROGRAM LEGEND

- ENTRY/ MARKETPLACE
- MEETING ROOMS
- ADULT AREA
- TEEN AREA
- CHILDREN AREA
- FLEX CLASSROOMS
- STAFF
- SUPPORT

FINISH SCHEDULE LEGEND

ACT-1	ACOUSTIC CEILING TILE
CONC-1	POLISHED CONCRETE SLAB
CONC-2	SEALED CONCRETE
CPT-1	CARPET TILE
CT-1	CERAMIC TILE 1, WALL TILE
CT-2	CERAMIC TILE 2, FLOOR TILE
GWB-1	PAINTED GYPSUM WALL BOARD, LEVEL 5 FINISH
GWB-2	PAINTED GYPSUM WALL BOARD, LEVEL 4 FINISH
RB-1	RUBBER BASE
RF-1	RESILIENT FLOOR
RFP-1	FIBERGLASS REINFORCED PLASTIC
WB-1	SOLID WOOD BASE
WC-1	CUSTOM VINYL WALL COVERING
WD-1	EXTERIOR WOOD SIDING, PAINTED
WD-2	INTERIOR WOOD SIDING, PAINTED
WDP-1	ACOUSTIC WOOD PANEL

ROOM FINISH SCHEDULE								PROGRAM COMPARISON	
#	NAME	FLOOR FINISH	BASE FINISH	WALL FINISH	CEILING FINISH	LIGHTING	COMMENTS	AREA (PROPOSED)	AREA (CRITERIA)
1	ENTRY/ MARKETPLACE	CONC-1, CPT-1	WB-1	GWB-1, WD-2	WD-2,GWB-1	RECESSED LINEAR LIGHTS, DECORATIVE PENDANTS	CONC-1 FLOOR, WD-2 CEILING, AND RECESSED LINEAR LIGHTS @ FLAT ROOF, CPT-1 FLOOR, GWB-1 CEILING, AND DECORATIVE PENDANTS @ GABLE	2512 SF	2332 SF
2	PROGRAM MULTI PURPOSE ROOM	CONC-1	WB-1	GWB-1	ACT-1	RECESSED LINEAR LIGHTS		750 SF	900 SF
3	PROGRAM MULTI PURPOSE ROOM STORAGE	CONC-2	RB-1	GWB-2	OPEN TO STRUCTURE	LINEAR SURFACE MOUNTED LIGHTS		115 SF	180 SF
4	KITCHENETTE W/ RANGE AND REFRIGERATOR	CONC-2	RB-1	GWB-2	GWB-2	LINEAR SURFACE MOUNTED LIGHTS		105 SF	150 SF
5	AV STORAGE	CONC-2	RB-1	GWB-2	OPEN TO STRUCTURE	LINEAR SURFACE MOUNTED LIGHTS		11 SF	25 SF
6	CHILDREN AREA	CPT-1	WB-1	GWB-1, WDP-1,WC-1	GWB-1	LINEAR UP/DOWN PENDANTS	14'-0" TALL WDP-1 @ NORTH ELEVATION	2156 SF	2800 SF
7	ALL GENDER SINGLE STALL RESTROOM	CT-2	CT-1	CT-1	GWB-2	RECESSED CAN LIGHTS		240 SF	400 SF
8	FAMILY RESTROOM W/ DIAPER CHANGING AREA	CT-2	CT-1	CT-1	GWB-2	RECESSED CAN LIGHTS		96 SF	175 SF
9	STORAGE	RF-1	RB-1	GWB-2	OPEN TO STRUCTURE	LINEAR SURFACE MOUNTED LIGHTS		83 SF	N/A
10	S. GROUP STUDY ROOM	CPT-1	WB-1	GWB-1	ACT-1	RECESSED LINEAR LIGHTS		120 SF	75 SF
11	ADULT AREA	CPT-1	WB-1	GWB-1, WDP-1	GWB-1	LINEAR UP/DOWN PENDANTS	14'-0" TALL WDP-1 @ NORTH ELEVATION	924 SF	1065 SF
12	TEENS AREA	CPT-1	WB-1	GWB-1	ACT-1	RECESSED LINEAR LIGHTS		283 SF	679 SF
13	L. GROUP STUDY ROOM	CPT-1	WB-1	GWB-1	ACT-1	RECESSED LINEAR LIGHTS		283 SF	200 SF
14	MAKER/CREATION LAB AND STORAGE	CONC-1	WB-1	GWB-1	ACT-1	RECESSED LINEAR LIGHTS		496 SF	1100 SF
15	STAFF WORKSTATIONS / WORK AREA	CPT-1	WB-1	GWB-1	ACT-1	RECESSED LINEAR LIGHTS		656 SF	1235 SF
16	BOOK DROP / SORTING AREA	CPT-1	RB-1	GWB-1	ACT-1	RECESSED LINEAR LIGHTS		189 SF	220 SF
17	BREAK AREA	CONC-1	RB-1	GWB-1	ACT-1	RECESSED LINEAR LIGHTS		198 SF	200 SF
18	BRANCH MANAGER	CPT-1	WB-1	GWB-1	ACT-1	RECESSED LINEAR LIGHTS		95 SF	165 SF
19	STAFF RESTROOM	CT-2	CT-1	CT-1	GWB-2	RECESSED CAN LIGHTS		79 SF	75 SF
20	TELECOM ROOM / SATELLITE NETWORK SERVER	CONC-2	RB-1	GWB-2	OPEN TO STRUCTURE	LINEAR SURFACE MOUNTED LIGHTS		114 SF	100 SF
21	JANITOR'S CLOSET	CONC-2	RB-1	FRP-1	GWB-2	LINEAR SURFACE MOUNTED LIGHTS		18 SF	75 SF
22	BUILDING SYSTEMS / MAINTENANCE STORAGE	CONC-2	RB-1	GWB-2	OPEN TO STRUCTURE	LINEAR SURFACE MOUNTED LIGHTS		96 SF	400 SF
23	S. GROUP STUDY ROOM	N/A	N/A	N/A	N/A	N/A		N/A	75 SF
24	INDIVIDUAL STUDY ROOM PODS	N/A	N/A	N/A	N/A	N/A		N/A	50 SF
NET AREA								9618 SF	12776 SF
GROSS AREA								10315 SF	15000 SF

CITY OF SANTA ROSA
HEARN COMMUNITY HUB

SWINERTON
SHAH KAWASAKI ARCHITECTS
JAYSON ARCHITECTURE

FLOOR PLAN - LIBRARY

SCALE: 1/8" = 1'-0"

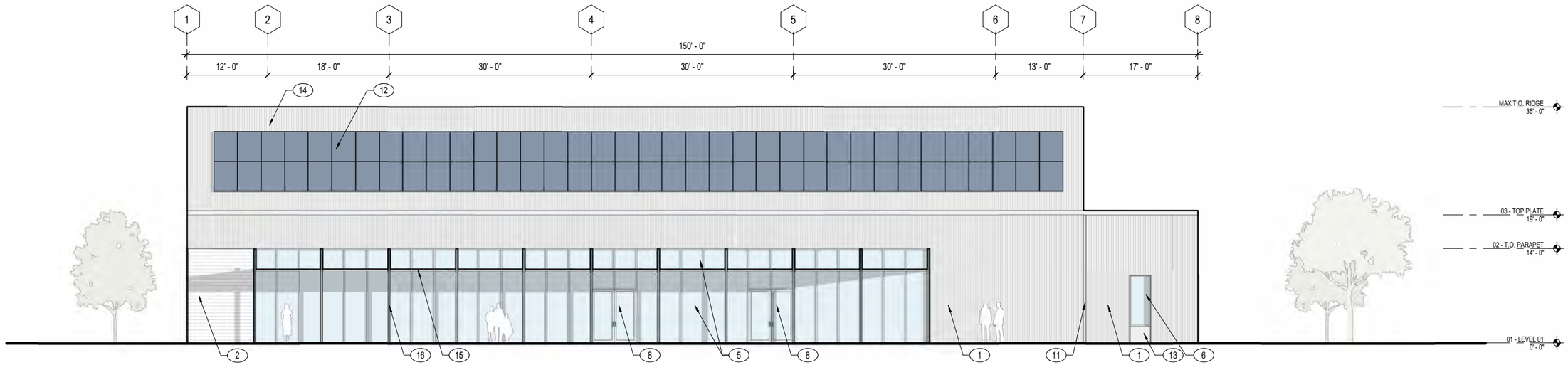

SOUTH ELEVATION

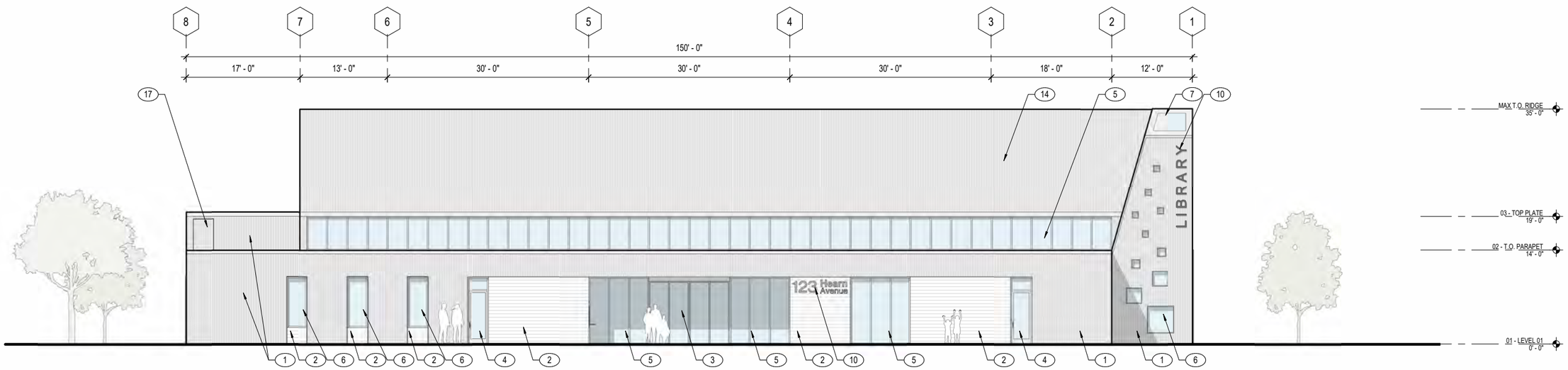

NORTH ELEVATION

KEY NOTES

1. CORRUGATED METAL SIDING
2. WD-1, WHITE WOOD SIDING
3. AUTOMATIC SLIDING DOOR
4. GLAZED ALUMINUM STOREFRONT DOOR
5. ALUMINUM STOREFRONT GLAZING
6. ALUMINUM STOREFRONT WINDOW
7. ALUMINUM FRAMED SKYLIGHT
8. GLAZED ALUMINUM STOREFRONT DOUBLE DOOR
9. PAINTED HOLLOW METAL EXTERIOR DOOR
10. BACKLIT PRE-FINISHED ALUMINUM SIGNAGE
11. PRE-FINISHED CHANNEL
12. PHOTOVOLTAIC PANELS, SED
13. PRE-FINISHED ALUMINUM METAL PANEL
14. CORRUGATED METAL ROOF ASSEMBLY
15. PAINTED GALVANIZED STEEL FRAMED EXTERIOR CANOPY W/ WESTERN RED CEDAR SLATS
16. PAINTED STEEL COLUMN, SSD
17. MECHANICAL ENCLOSURE DOOR

SHAH KAWASAKI ARCHITECTS
SWINERTON
JAYSON ARCHITECTURE

ELEVATIONS - LIBRARY

SCALE: 1/8" = 1'-0"

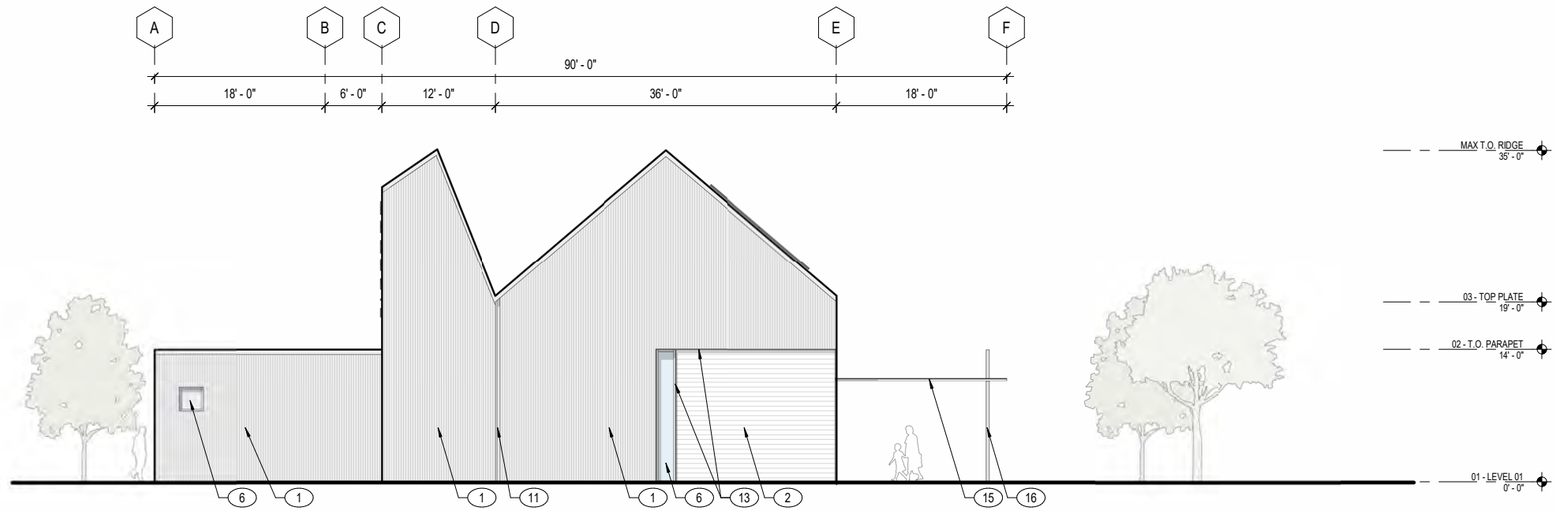

WEST ELEVATION

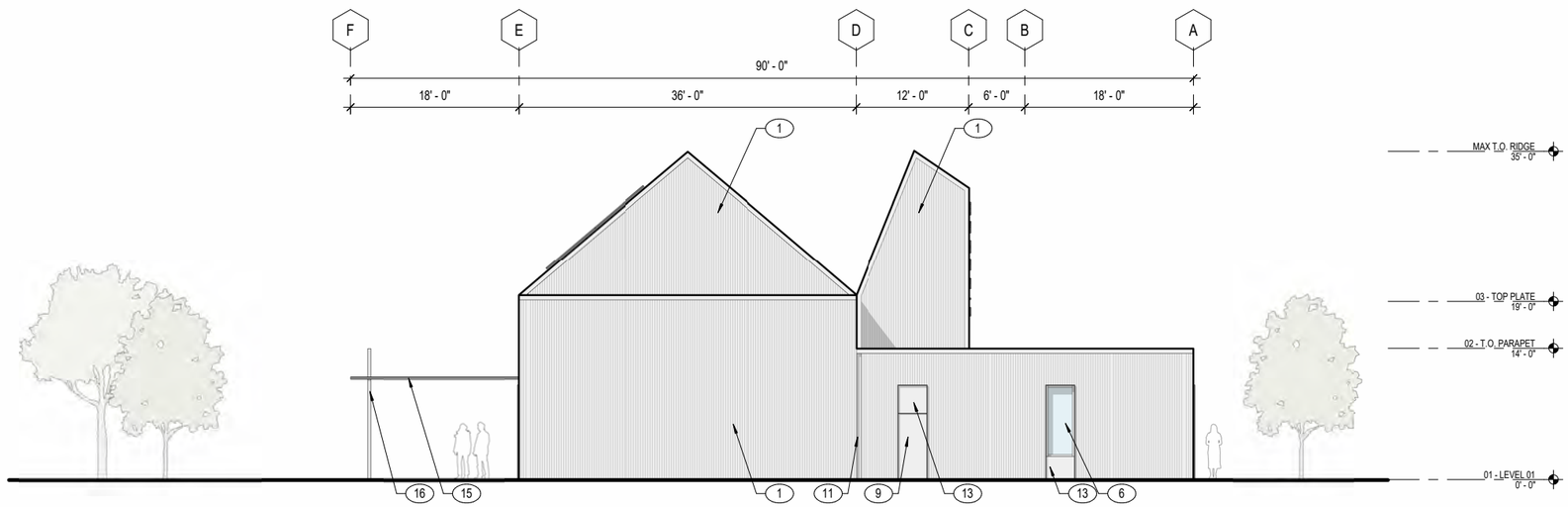

EAST ELEVATION

KEY NOTES

1. CORRUGATED METAL SIDING
2. WD-1, WHITE WOOD SIDING
3. AUTOMATIC SLIDING DOOR
4. GLAZED ALUMINUM STOREFRONT DOOR
5. ALUMINUM STOREFRONT GLAZING
6. ALUMINUM STOREFRONT WINDOW
7. ALUMINUM FRAMED SKYLIGHT
8. GLAZED ALUMINUM STOREFRONT DOUBLE DOOR
9. PAINTED HOLLOW METAL EXTERIOR DOOR
10. BACKLIT PRE-FINISHED ALUMINUM SIGNAGE
11. PRE-FINISHED CHANNEL
12. PHOTOVOLTAIC PANELS, SED
13. PRE-FINISHED ALUMINUM METAL PANEL
14. CORRUGATED METAL ROOF ASSEMBLY
15. PAINTED GALVANIZED STEEL FRAMED EXTERIOR CANOPY W/ WESTERN RED CEDAR SLATS
16. PAINTED STEEL COLUMN, SSD
17. MECHANICAL ENCLOSURE DOOR

CITY OF SANTA ROSA
HEARN COMMUNITY HUB

SWINERTON
SHAH KAWASAKI ARCHITECTS
JAYSON ARCHITECTURE

ELEVATIONS - LIBRARY
SCALE: 1/8" = 1'-0"

VIEW FROM PARKING LOT

CITY OF SANTA ROSA
HEARN COMMUNITY HUB

SWINERTON

SHAH KAWASAKI ARCHITECTS

JAYSON ARCHITECTURE

RENDERING - LIBRARY

SCALE: N/A

VIEW OF MAIN ENTRY

CITY OF SANTA ROSA
HEARN COMMUNITY HUB

SWINERTON
SHAH KAWASAKI ARCHITECTS
JAYSON ARCHITECTURE

RENDERING - LIBRARY
SCALE: N/A



VIEW FROM CHILDREN'S GARDEN

RENDERING - LIBRARY

SCALE: N/A

SWINERTON

SHAH KAWASAKI ARCHITECTS

JAYSON ARCHITECTURE

CITY OF SANTA ROSA

HEARN COMMUNITY HUB

VIEW TOWARDS LAWN

CITY OF SANTA ROSA
HEARN COMMUNITY HUB

SWINERTON

SHAH KAWASAKI ARCHITECTS

JAYSON ARCHITECTURE

RENDERING - LIBRARY

SCALE: N/A

VIEW FROM FUTURE RECREATION CENTER

CITY OF SANTA ROSA
HEARN COMMUNITY HUB

SWINERTON

SHAH KAWASAKI ARCHITECTS

JAYSON ARCHITECTURE

RENDERING - LIBRARY

SCALE: N/A

NIGHT VIEW

RENDERING - LIBRARY

SCALE: N/A

SWINERTON

SHAH KAWASAKI ARCHITECTS

JAYSON ARCHITECTURE

CITY OF SANTA ROSA

HEARN COMMUNITY HUB